


HYDRAULIC BOLTING



- **TITAN T-Series** hydraulic torque wrenches are designed to be stronger and longer-lasting than any other similar products on the market.



- The **LP Series** offers a low nose and flat design for extremely tight application accessibility without sacrificing power.

HOW TO SELECT YOUR HYDRAULIC BOLTING TOOL ?

STEP 1 AND 2

Torque

- Select the power head cylinder or T tool depending on torque required.



Application

- Select the right link depending on the power head cylinder chosen and the hexagonal bolt size required.



STEP 3

Pump

- Select the right pump depending on the torque required and the frequency of use.



STEP 4

Hose / Accessories

- Select the hose length and accessories depending on the application.




OR




HYDRAULIC BOLTING

These charts will help you to define your selection depending on the torque and hexagonal size needed for your application


LP CYLINDER TORQUE CHART

LP	MODEL	TORQUE ▶	ft.lbs	268	504	1075	1711	2360	3178	5250	6905	7125	14729	31760	43000	WEIGHT	
			Nm	363	683	1458	2320	3200	4308	7119	9362	9662	19970	43060	58308	lb	kg
	LP2			<div></div>												3,45	1,56
	LP4			<div></div>												5,8	2,63
	LP8			<div></div>												10,2	4,62
	LP16			<div></div>												15,5	7,03
	LP32			<div></div>												18	8,16
	LP48			<div></div>												19,4	8,8

LP LINKS HEX NUT CHART






LINKS	MODEL	HEX NUT SIZE ▶	in.	3/4"	7/8"	1-1/4"	1-5/8"	2-3/16"	2-3/8"	3-1/8"	4-1/2"	5"	6-1/8"	WEIGHT	
			mm	19	22	32	41	56	60	80	115	127	155	lb	kg
	2LPXX-YYY													2,20 - 3,50	1,00 - 1,58
	4LPXX-YYY													5,25 - 7,50	2,38 - 3,40
	8LPXX-YYY													11,40 - 14,10	5,17 - 6,39
	16LPXX-YYY													19,70 - 27,60	8,93 - 12,51
	32LPXX-YYY													32,00 - 99,00	14,50 - 44,90
	48LPXX-YYY													35,00 - 99,00	15,87 - 44,90



T SERIES TORQUE CHART

T series	MODEL	SQUARE DRIVE	TORQUE ▶	ft.lbs	197	468	816	1168	1304	1662	2971	3726	3800	4750	5300	7818	10368	22264	WEIGHT	
				Nm	267	635	1106	1584	1767	2254	4026	5052	7601	10932	7182	10593	14049	30168	lb	kg
	T1	¾"																	5	2,7
	T3	1"																	10	4,54
	T5	1-½"																	17	7,71
	T8	1-½"																	25	11,34
	T10	1-½"																	30	13,61
	T25	2-½"																	70	31,75

TOOLS PUMP

RECOMMENDATION FOR OPTIMAL USE

EXE-Serie													
		T1	T3	T5	T8	T10	T25	LP2	LP4	LP8	LP16	LP32	LP48
	EXE-MINI	✓	✓					✓	✓				
	EXE-MAX	✓	✓	✓	✓	✓		✓	✓	✓	✓		
	EXE-MAX SUPER	✓	✓	✓	✓	✓	✓	✓	✓	✓	✓	✓	✓

EXA-Serie		T1	T3	T5	T8	T10	T25	LP2	LP4	LP8	LP16	LP32	LP48
	EXA-MINI	✓	✓					✓	✓				
	EXA-MAX	✓	✓	✓	✓	✓	✓	✓	✓	✓	✓	✓	✓



Over 110 years of experience

Since 1901 the Chicago Pneumatic (CP) name has represented reliability and attention to customer needs, with construction, maintenance and production tools and compressors designed for specific industrial applications. Today, CP has a global reach, with local distributors around the world.

Our people start every single day with a passion to research, develop, manufacture and deliver new products that are meant to meet your needs not only today, but tomorrow as well.

To learn more about our extensive range of tools, construction equipment, industrial and portable compressors, accessories and workshop equipment, please visit www.cp.com.

**Easily find the tools you need
to get the job done!**



CP ToolBox



Get the free CP ToolBox
Scan this QR code or visit www.cp.com/app

Distributor

English 615 994 9951 - © Copyright 2016 - April 2016



**Chicago
Pneumatic**

www.cp.com