Chicago Pneumatic

INDUSTRIAL TOOLS

FOR GENERAL & INDUSTRIAL MAINTENANCE, MANUFACTURING & HEAVY PRODUCTION

www.cp.com

People. Passion. Performance.

INTRODUCING CHICAGO PNEUMATIC

At Chicago Pneumatic, our goal is to deliver best-in-class global service and local support to industrial customers through a dedicated product portfolio and a strong network of authorized distributors. We generate added value by delivering the best solution to your needs based on decades of experience.

A COMPLETE INDUSTRIAL TOOLS AND EQUIPMENT OFFER

Chicago Pneumatic's dedication to the general and heavy industries spans decades.
Reliable performance and safety are key drivers for all our industrial products development. Whether it's the use of reinforced materials and motor structures, ergonomic designs, or easy-to-use controls for more accuracy, it all contributes to a safe and efficient product that gets your productivity at the top, no matter how tough the conditions. With Chicago Pneumatic best operating practices become your own.

Chicago Pneumatic helps make tough jobs easier:

- Products: productivity, ergonomics, safety, robustness and ease of use
- Service: best-in-class support with fast local service
- Expertise: expert advice based on decades of experience, from factory to field, through certified quality testing and training
- Pricing: maximum value for money
- Parts: original spare parts and services
- Availability: fast and easy delivery through a dedicated global production and distribution network

"It's simple, really. You have work to do, and customers to serve. Chicago Pneumatic is there to help you get the job done, without compromise."

INDUSTRIAL BOLTING

HYDRAULIC EQUIPMENT

HIGH TORQUE SOLUTIONS

MATERIAL REMOVAL

GLOBAL PRESENCE WITH LOCAL SUPPORT

Since its foundation in the United States in 1901, Chicago Pneumatic has truly gone global. From helping build many of America's landmarks to our current international presence, Chicago Pneumatic has always emphasized local service to build our global reach. Today, you will find us anywhere you operate!

Check out your nearest contact at www.cp.com

www.youtube.com/CPCHANNELS

www.linkedin.com/company/chicago-pneumatic

BOLTING 11
ACCESSORIES & KITS P. 28-30, SOCKETS P. 32-33

BLUETORK NUTRUNNERS 35
ACCESSORIES P. 36

HYDRAULIC BOLTING 37
ACCESSORIES & KITS P. 50

FASTENING 51
ACCESSORIES & KITS P. 61-62

CORDLESS TOOLS 63
ACCESSORIES P. 71

GRINDING 73
DIE GRINDERS P. 75, ACCESSORIES & KITS, DIMENSIONS P. 87-92
ANGLE GRINDERS P. 93, ACCESSORIES & KITS, DIMENSIONS P. 108-113

FINISHING 115
ACCESSORIES & KITS, DIMENSIONS P. 130-137

DRILLING 139
ACCESSORIES, DIMENSIONS P. 146

CHIPPING 147
ACCESSORIES & KITS, DIMENSIONS P. 162-169

SPECIALTY TOOLS 171
RIVETERS - CAULKING GUNS - ENGRAVING PENS - SAWS - TIRE BUFFER
HIGH SPEED CUTTERS - NIBBLERS - AIR FILES - SHEARS

AIR LINE ACCESSORIES 179
HOSES, COUPLINGS, LUBRICATION, BALANCERS

COMPRESSORS 197

SAFETY INSTRUCTIONS - INDEX - CONVERSION TABLE 200

QR CODES

On most pages, QR codes let you extend your reading and get more information about our products in seconds.
Flash them with your smartphone and enjoy!

SPARES AND ACCESSORIES

Original CP parts and genuine accessories are available for your Chicago Pneumatic tools. Follow this logo to find the dedicated spare kit and accessories selection listed at the end of each product section.

INDUSTRIAL BOLTING

HYDRAULIC EQUIPMENT

MATERIAL REMOVAL

CATALOG GUIDE

Ranking
Find the right tool to fit your application

Features & benefits
Main product features, & how they help the operator

CP genuine accessories with parts
found on last page of each section

Tabs
Quickly find product categories

New product focus with QR code

Similar product(s) in the range

Specification chart
find part number for ordering

Tips
Advises based on customer experience

EASILY FIND THE TOOLS YOU NEED TO GET THE JOB DONE!



This catalog is also available online at www.cp.com/literature

BOLTING

CP6748
PAGE 16
UNIQUE FEATURES Premium Tool

IMPACT WRENCHES

An impact wrench delivers a series of rotary blows to a fastener, producing torque. Chicago Pneumatic impact wrenches offer optimal power-to-weight ratio, fast rundown and great user comfort.

RATCHET WRENCHES

For fastening applications in tight and difficult to access areas, CP offers a wide range of ratchet wrenches with various square drive sizes with up to 90 ft-lbs. (122Nm) of torque.

HOW TO SELECT YOUR BOLTING TOOL?

Choosing your Handle

Pistol (P)

D-Handle Inside Trigger (D I T)

D-Handle Outside Trigger (D O T)

Step 1
Applications
- Materials
- Joint types
- Bolt Ø & Grade
- Torque
- Duty

Step 2
Sockets
- Type
- Size
- Access

Step 3
Tools
- Clutch type
- Handle type
- Square drive & socket retainer
- Torque

Select the clutch type best for your application

DYNA-PACT (Pin clutch): Excellent on hard joints with smooth operation.

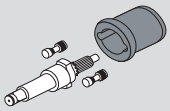

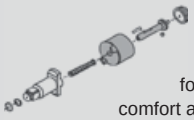

2-Jaw: Progressive ultimate torque for the smoothest comfort and best control. Excellent performance either on soft or on hard joints.

Twin Hammer: (Double Dog): All around clutch with a high ultimate torque and high power/weight ratio.

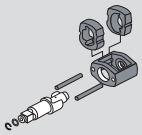

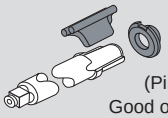

Rocking dog: (Pinless or double): Good on very soft joints providing high speed rundown.

Choose your retaining system

A wide selection of retainers provides from versatility to safety for every type of application - all with power, speed and comfort.

FROM VERSATILITY TO SAFETY

- Quick Change for screwdriver bits or bits sockets
- Friction Ring for rapid socket change
- Dual (Hole + Friction) for versatility
- Pin Retainer for dedicated applications
- Hole for pin o-ring type retention
- Integral Spline with integral push button retainer. Maximize torque transfer and socket life

BOLTING

Impact Wrench Torque Ranges

INDUSTRIAL RANGE

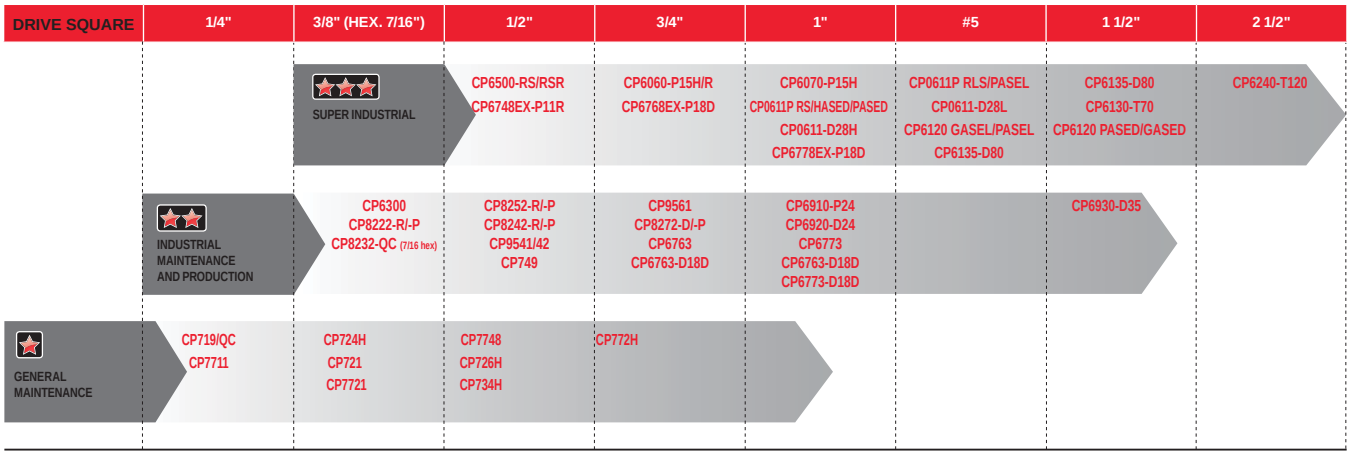

BOLTS TABLE (IMPERIAL)

RECOMMENDED TORQUE (FT.LBS)	1/4"	5/16"	3/8"	7/16"	1/2"	9/16"	5/8"	3/4"	7/8"	1"	1-1/8"	1-1/4"	1-3/8"	1-1/2"
GRADE 5	3	6	11	18	28	43	55	97	155	230	340	480	660	860
GRADE 8	8	16	28	46	70	110	140	250	405	600	770	1,080	1,470	1,950
GRADE ASTM-A574	11	23	40	65	99	159	198	350	566	848	1,245	1,750	2,375	3,125
ASTM A325*	-	-	-	-	-	-	200	355	570	850	1,060	1495	1,960	2,600
ASTM A490*	-	-	-	-	-	-	250	435	715	1,070	1,580	2,125	2,780	3,700

***Note**: ASTM A325 and ASTM A490 bolts are used on structural steel applications. Torque and tension values are based on running the nut beyond the proof load of the bolt by turn-of-the-nut method.

BOLTS TABLE (METRIC)

RECOMMENDED TORQUE (NM)	M6	M8	M10	M12	M14	M16	M18	M20	M22	M24	M27	M30	M36	M42	M45	M48
8.8	9,8	24	47	81	128	197	275	385	518	665	961	1,310	2,280	3,640	4,510	5,450
10.9	14	33	65	114	181	277	386	541	728	935	1,350	1,840	3,210	5,110	6,340	7,660
12.9	17	40	79	136	217	333	463	649	874	1,120	1,620	2,210	3,850	6,140	7,660	9160

Torque recommendations :

The torque is important to ensure the required clamping force.

The table shows the recommended max tightening torque for the most common types of screws and bolts: untreated, oil-smeared screws (friction coefficient = 0,125) with metric coarse thread.

The torque corresponds to approximately 62% of tensile stress.

M-Threaded screws and bolts

WORKING TORQUE RANGE
MAX. TORQUE

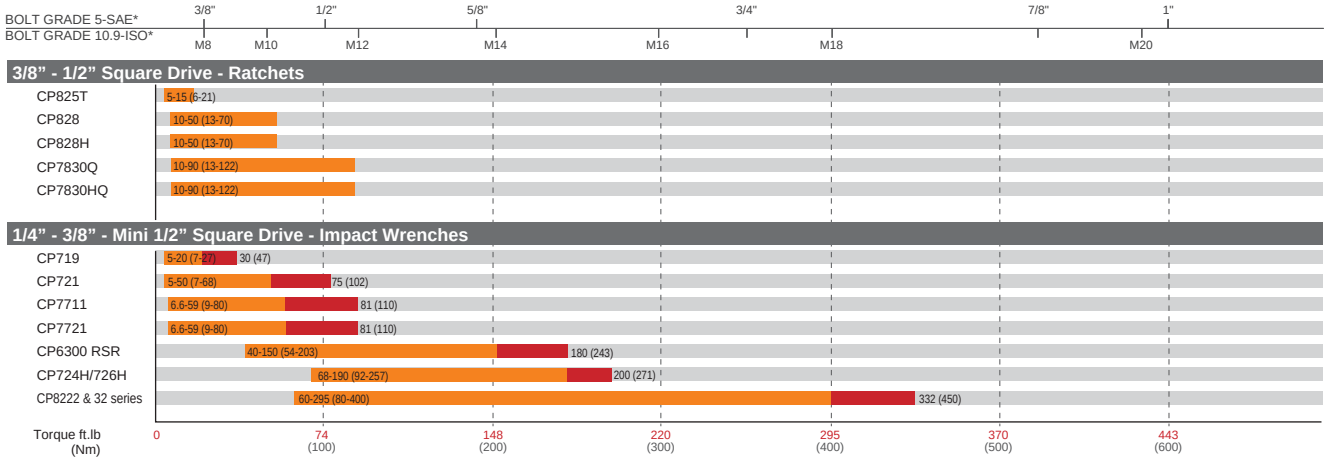

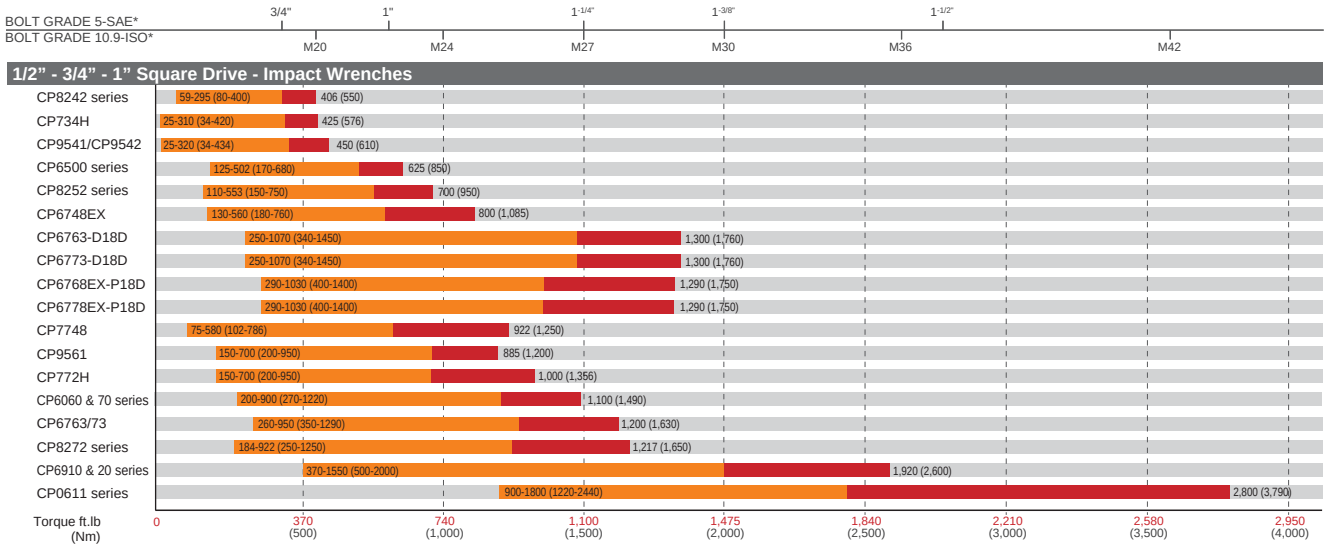

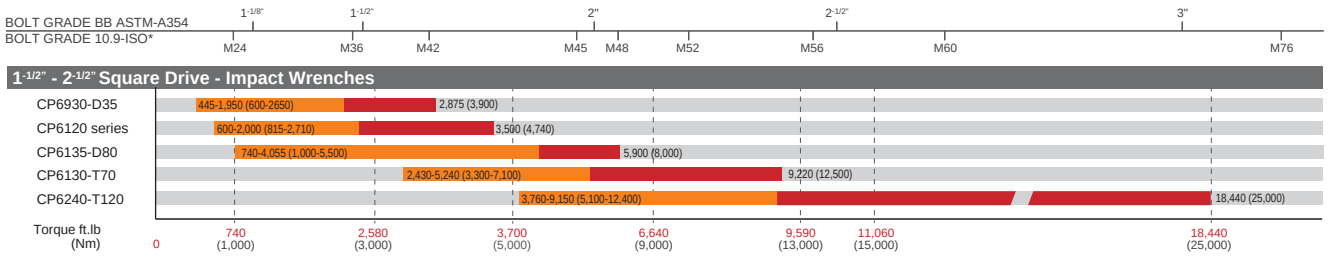

** The above estimated bolt grades recommendations are only offered as a guide. Use of its content by anyone is the sole responsibility of that person and they assume all risk. Due to many variables that affect the torque-tension relationship like human error, surface texture, and lubrication the only way to determine the correct torque is through experimentation under actual joint and assembly conditions. Please, contact your CP contact for a live demonstration.*

BOLTING

Impact 1/4" & 3/8"

CP719

1/4

COMPACT & LIGHTWEIGHT

FEATURES
- DYNA-PACT mechanism (Pin clutch) in oil bath
- Fast with 7,000 rpm and high number of blow/min.
- Single handed reverse with integrated power regulator

BENEFITS
- Compact & light weight
- Ideal for general maintenance in confined areas
- Lightweight for operator comfort

CP719QC

Same features as CP719 with 1/4" Hex Quick change

CP721

3/8

COMFORT & DURABILITY

FEATURES
- Rocking dog clutch in oil bath
- Built-in power regulator
- Ergonomic handle

BENEFITS
- Smooth operation and good durability
- Comfort and compact for easy access
- Great tool on soft joints for general maintenance

CP7721

3/8

NEW

CP7711

Same features as CP7711 with 1/4" square drive

15% SMALLER THAN ANY OTHER BUTTERFLY IMPACTS

FEATURES
- 5.5 in. / 140 mm length, provides easier access to hard to reach places
- 1.16 lbs. / 0.53 Kg
- 80 ft.lbs. / 110 Nm in reverse

BENEFITS
- Compact
- Lightweight
- Powerful

See accessories and dimensions on pages 28 to 30

GENERAL MAINTENANCE | INDUSTRIAL MAINTENANCE & PRODUCTION | SUPER INDUSTRIAL

MODEL	PART NUMBER	DRIVE	BLOWS PER MIN	FREE SPEED	WORKING TORQUE (FW)		MAX TORQUE (REV)		NET WEIGHT		LENGTH		AIR CONS. @LOAD		VIBRATION LEVEL ISO 28927 (M/S2)		SOUND PRESS.	SOUND POWER	AIR INLET
		in.		rpm	ft.lb	Nm	ft.lb	Nm	lb	kg	in.	mm	cfm	l/s	a	K	ISO 15744 - dB(A)		in.
CP719	**T025366**	1/4	2,100	7,000	5-20	7-27	34	47	2.5	1.1	4.5	114	8	3.8	2.7	1.3	88	99	1/4
CP719QC	**T025367**	1/4 Hex.	2,100	7,000	5-20	7-27	34	47	2.5	1.1	4.5	114	8	3.8	2.7	1.3	88	99	1/4
CP721	**T021963**	3/8	1,620	11,000	5-50	7-68	75	102	2.6	1.2	5.8	146	10	4.7	4.7	3.3	87	98	1/4
CP7711	**894 107 7110**	1/4	10,500	15,000	6.6-59	9-80	81	110	0.5	1.1	5.5	140	6	2.9	4	1.0	92	103	1/4
CP7721	**894 107 7210**	3/8	10,500	15,000	6.6-59	9-80	81	110	0.5	1.1	5.5	140	6	2.9	4	1.0	92	103	1/4

All models: Hose int. 3/8" (10mm) - @90 PSI (@6.3 Bar)

Listed specifications are for reference only. Please check documents in each tool.

CP6300 RSR

POWERFUL, LIGHTWEIGHT & DURABLE 3/8" FOR INDUSTRIAL APPLICATIONS

FEATURES
- Powerful Single Dog clutch
- Perfect control with a 4-position regulator
- Aluminum body & steel clutch housing

BENEFITS
- Powerful torque delivery
- Compact and lightweight for operator comfort
- Durable housing for versatile applications

CP724H

NEW

COMPACT & DURABLE

FEATURES
- Pin clutch mechanism in oil bath
- Single handed push button forward / reverse
- Curved handle with Thermo-Plastic Rubber injected in housing for a durable and comfortable grip.

BENEFITS
- Compact
- Durable
- Easy to handle

CP726H

Same features as CP724H with 1/2" square drive

Standard Sockets kit 3/8"		
Model	Part Number	Set Quantity
SS3113 metric	**894 016 4446**	13
SS3012 imperial	**894 016 4452**	12

See more information about sockets on page 32-33

See accessories and dimensions on pages 28 to 30

GENERAL MAINTENANCE | INDUSTRIAL MAINTENANCE & PRODUCTION | SUPER INDUSTRIAL

MODEL	PART NUMBER	DRIVE	BLOWS PER MIN	FREE SPEED	WORKING TORQUE (FW)		MAX TORQUE (REV)		NET WEIGHT		LENGTH		AIR CONS. @LOAD		VIBRATION LEVEL ISO 28927 (M/S2)		SOUND PRESS.	SOUND POWER	AIR INLET
		in.		rpm	ft.lb	Nm	ft.lb	Nm	lb	kg	in.	mm	cfm	l/s	a	K	ISO 15744 - dB(A)		in.
CP6300 RSR	**T025285**	3/8	1,800	6,800	40-150	54-203	180	243	3.5	1.6	6	152	14	6.6	5	1.6	90	101	1/4
CP724H	**894 100 7241**	3/8	1,680	9,600	68-190	92-257	200	271	3.1	1.4	5.7	146	15	7.1	4.4	2.4	91	102	1/4
CP726H	**894 100 7261**	1/2	1,680	9,600	68-190	92-257	200	271	3.1	1.4	5.7	146	15	7.1	4.4	2.4	91	102	1/4

All models: Hose int. 3/8" (10mm) - @90 PSI (@6.3 Bar)

Listed specifications are for reference only. Please check documents in each tool.

The CP82 Series

COMFORTABLE, ROBUST & COMPACT

- Very low noise, very limited vibration and lightweight for operator comfort
- Durable and reliable for industrial maintenance applications
- Compact for easy access in confined areas
- From 3/8" to 3/4" square drives with Ring/Dual and pin versions

CP8222-P

3/8

FEATURES

- Powerful & durable twin hammer clutch
- Composite body and aluminum clutch housing
- 3 power settings in forward & full power in reverse

CP8222-P

CP8222-R
Same features as CP8222-P with ring retainer

CP8232-QC

7/16 HEX

FEATURES

- Powerful & durable twin hammer clutch
- Composite body and aluminum clutch housing
- 3 power settings in forward & full power in reverse

CP8222-P

See accessories and dimensions on pages 28 to 30

GENERAL MAINTENANCE | INDUSTRIAL MAINTENANCE & PRODUCTION | SUPER INDUSTRIAL

MODEL	PART NUMBER	DRIVE	BLOWS PER MIN	FREE SPEED	WORKING TORQUE (FW)		MAX TORQUE (REV)		NET WEIGHT		LENGTH		AIR CONS. @LOAD		VIBRATION LEVEL ISO 28927 (M/S2)		SOUND PRESS.	SOUND POWER	AIR INLET
		in.		rpm	ft.lb	Nm	ft.lb	Nm	lb	kg	in.	mm	cfm	l/s	a	K	ISO 15744 - dB(A)		in.
CP8222-P	**615 159 0180**	3/8	1,250	11,500	60-295	80-400	332	450	2.6	1.2	7	177	21.2	10	5.8	2.4	89	100	1/4
CP8222-R	**615 159 0230**	3/8	1,250	11,500	60-295	80-400	332	450	2.6	1.2	7	177	21.2	10	5.8	2.4	89	100	1/4
CP8232-QC	**615 159 0190**	7/16" Hex.	1,250	11,500	60-295	80-400	332	450	3.1	1.4	7	177	21.2	10	6.6	3.2	89	100	1/4

All models: Hose int. 3/8" (10mm) - @90 PSI (@6.3 Bar)

Listed specifications are for reference only. Please check documents in each tool.

CP8252-P

FEATURES
- Powerful & durable twin hammer clutch
- Composite body and aluminum clutch housing
- 3 power settings in forward & full power in reverse

CP8252-R

Same features as CP8252-P with ring socket retainer

CP8242-R

FEATURES
- Powerful & durable twin hammer clutch
- Composite body and aluminum clutch housing
- 3 power settings in forward & full power in reverse

CP8242-P

Same features as CP8242-R with pin socket retainer

INTEGRATED SUSPENSION BAIL FOR USE WITH BALANCER REDUCES TOOL WEIGHT FOR REPETITIVE OPERATIONS. (P29)

CP8272-D

FEATURES AND BENEFITS
SEE PAGE 18

See accessories and dimensions on pages 28 to 30

GENERAL MAINTENANCE | INDUSTRIAL MAINTENANCE & PRODUCTION | SUPER INDUSTRIAL

MODEL	PART NUMBER	DRIVE	BLOWS PER MIN	FREE SPEED	WORKING TORQUE (FW)		MAX TORQUE (REV)		NET WEIGHT		LENGTH		AIR CONS. @LOAD		VIBRATION LEVEL ISO 28927 (M/S2)		SOUND PRESS.	SOUND POWER	AIR INLET
		in.		rpm	ft.lb	Nm	ft.lb	Nm	lb	kg	in.	mm	cfm	l/s	a	K	ISO 15744 - dB(A)		in.
CP8242-P	**615 159 0200**	1/2	1,250	11,500	59-295	80-400	406	550	2.6	1.2	7	177	21.2	10	6.6	3.2	89	100	1/4
CP8242-R	**615 159 0240**	1/2	1,250	11,500	59-295	80-400	406	550	2.6	1.2	7	177	21.2	10	6.6	3.2	89	100	1/4
CP8252-P	**615 159 0210**	1/2	1,400	9,000	110-553	150-750	700	950	4.4	2	7.9	200	25.4	12	8.8	3.6	94	105	1/4
CP8252-R	**615 159 0250**	1/2	1,400	9,000	110-553	150-750	700	950	4.4	2	7.9	200	25.4	12	8.8	3.6	94	105	1/4

All models: Hose int. 3/8" (10mm) - @90 PSI (@6.3 Bar)

Listed specifications are for reference only. Please check documents in each tool.

BOLTING

Impact 1/2"

CP9541

THE INDUSTRIAL GRADE OF THE "CLASSIC"

FEATURES
- Fast & reliable DYNA-PACT (Pin clutch) with oil bath
- Aluminum body & steel clutch housing
- Torque regulator at the handle

BENEFITS
- Low vibration and noise level increase operator comfort
- Nine position regulator for optimal control
- Reliable pin clutch in oil bath & durable clutch housing

CP9542

Same features as CP9541 with pin socket retainer

CP734H

THE "CLASSIC" REFERENCE FOR 1/2" IMPACT TOOLS

FEATURES
- DYNA-PACT (Pin clutch) with oil bath
- Single handed reverse button with 4 positive power settings
- Compact and ergonomic with rubber grip

BENEFITS
- Versatile tool ideal for all general repair and maintenance applications

CP734H Kits

Imperial and Metric Kits

See detail on page 28

CP7748

DURABLE, POWERFUL & ERGONOMIC

FEATURES
- Single handed forward/reverse
- Aluminum clutch & back housing
- Friction ring socket retainer

BENEFITS
- Most powerful tool in its class: 922 ft.lbs – 1,250 Nm of maximum real torque in reverse
- Lightweight composite housing
- Contoured comfort grip handle with TPR injected handle

See accessories and dimensions on pages 28 to 30

GENERAL MAINTENANCE | INDUSTRIAL MAINTENANCE & PRODUCTION | SUPER INDUSTRIAL

MODEL	PART NUMBER	DRIVE	BLOWS PER MIN	FREE SPEED	WORKING TORQUE (FW)		MAX TORQUE (REV)		NET WEIGHT		LENGTH		AIR CONS. @LOAD		VIBRATION LEVEL ISO 28927 (M/S2)		SOUND PRESS.	SOUND POWER	AIR INLET
		in.		rpm	ft.lb	Nm	ft.lb	Nm	lb	kg	in.	mm	cfm	l/s	a	K	ISO 15744 - dB(A)		in.
CP734H	**T024351**	1/2	1,020	8,400	25-310	34-420	425	576	5.1	2.3	7.5	191	15	7.1	7.2	3.3	93	104	1/4
CP7748	**894 107 7480**	1/2	1,200	8,200	75-580	102-786	922	1,250	4.6	2	7.8	200	25	12	10.1	2.3	93	104	1/4
CP9541	**615 190 9541**	1/2	1,100	8,900	25-320	34-434	450	610	5.5	2.5	6.6	168	13	6.1	5.5	2.5	89	100	1/4
CP9542	**615 190 9542**	1/2	1,100	8,900	25-320	34-434	450	610	5.5	2.5	6.6	168	13	6.1	5.5	2.5	89	100	1/4

All models: Hose int. 3/8" (10mm) - @90 PSI (@6.3 Bar)

Listed specifications are for reference only. Please check documents in each tool.

CP6500-RSR

1/2

THE BEST HEAVY-DUTY 1/2" FOR THE TOUGHEST JOBS !

FEATURES

- CP's patented double dog clutch with oil bath
- Aluminum body & steel clutch housing
- Regulator 4 settings & One-hand reverse

BENEFITS

- Operator comfort and control with a 4-position regulator
- Reliable double-dog clutch in oil bath & durable housing
- Compact 3-part construction for easy maintenance

CP6500-RSR

CP6500-RS

Same features as CP6500-RSR with pin type socket retainer

2 DROPS OF OIL (CP PROTECTO-LUBE) WILL PROTECT YOUR AIR MOTOR FROM COROSION AND INCREASE TOOL LIFE

THE OIL BATH CLUTCH MECHANISM GUARANTEES A LOW LEVEL OF FRICTION WHICH INCREASES CLUTCH COMPONENT LIFETIME

Standard Sockets kit 1/2"		
Model	Part Number	Set Quantity
SS4114 metric	**894 016 4458**	14
SS4013 imperial	**894 016 4465**	13

See more information about sockets on page 32-33

See accessories and dimensions on pages 28 to 30

GENERAL MAINTENANCE | INDUSTRIAL MAINTENANCE & PRODUCTION | SUPER INDUSTRIAL

MODEL	PART NUMBER	DRIVE	BLOWS PER MIN	FREE SPEED	WORKING TORQUE (FW)		MAX TORQUE (REV)		NET WEIGHT		LENGTH		AIR CONS. @LOAD		VIBRATION LEVEL ISO 28927 (M/S2)		SOUND PRESS.	SOUND POWER	AIR INLET
		in.		rpm	ft.lb	Nm	ft.lb	Nm	lb	kg	in.	mm	cfm	l/s	a	K	ISO 15744 - dB(A)		in.
CP6500-RS	**T025214**	1/2	1,320	6,400	125-502	170-680	625	850	5.8	2.7	7	178	25	11.8	8	2.5	96	107	1/4
CP6500-RSR	**T025216**	1/2	1,320	6,400	125-502	170-680	625	850	5.8	2.7	7	178	25	11.8	8	2.5	96	107	1/4

All models: Hose int. 3/8" (10mm) - @90 PSI (@6.3 Bar)

Listed specifications are for reference only. Please check documents in each tool.

CP6748/68/78
SUPERIOR DURABILITY

UNIQUE FEATURES
Premium Tool

Premium Composite Impact Wrenches
Designed for Intensive use

SUSPENDABLE
Bail included

INTENSIVE USE
Steel clutch housing robust and durable

RELIABLE
Long lasting steel motor

ERGONOMIC
Single handed control for reverse and power setting

FLEXIBILITY AND SAFETY
Quick and positive socket retention
- CP6768 and CP6778 with hole and friction ring
- CP6748 with friction ring

HIGH DURABILITY
Twin hammer clutch in oil-bath

ATEX CERTIFIED
IP6 DUST-PROOF

DUST PROOF
Bronze muffler stops particles from getting into the tool (IP6 certified)

NEW RANGE
PREMIUM COMPOSITE!

CP6768EX-P11R

CP6748EX-P11R

1/2

FEATURES
- Power regulator with 4 settings and single handed reverse
- Reliable double-dog clutch in oil bath & durable steel housing
- Comfortable handling with rubber grip on composite housing

BENEFITS
- Unique design performance for Explosive Environment (ATEX)
- Top Quality for intensive usage
- Compact Design and light weight for operator comfort

CP6768EX-P18D

3/4

FEATURES
- Twin hammer in oil bath and steel clutch housing for long life
- Extremely durable steel motor
- Dust-proof (IP6) and ATEX certified

CP6778EX-P18D
Same features as CP6768EX-P18D with 1" square drive

1"

BENEFITS
- Superior durability - designed for intensive use
- High torque - up to 1,290 ft.lb (1,750 Nm)
- Comfortable and light weight

See accessories and dimensions on pages 28 to 30

GENERAL MAINTENANCE | INDUSTRIAL MAINTENANCE & PRODUCTION | SUPER INDUSTRIAL

MODEL	PART NUMBER	DRIVE	BLOWS PER MIN	FREE SPEED	WORKING TORQUE (FW)		MAX TORQUE (REV)		NET WEIGHT		LENGTH		AIR CONS. @LOAD		VIBRATION LEVEL ISO 28927 (M/S2)		SOUND PRESS.	SOUND POWER	AIR INLET
		in.		rpm	ft.lb	Nm	ft.lb	Nm	lb	kg	in.	mm	cfm	l/s	a	K	ISO 15744 - dB(A)		in.
CP6748EX-P11R	**615 159 0570**	1/2	1,200	8,400	130-560	180-760	800	1,085	5.4	2.4	7.9	200	30	14.2	8.7	2.2	93	104	1/4
CP6768EX-P18D	**615 159 0580**	3/4	1,050	5,100	290-1030	400-1400	1,290	1,750	9.8	4.4	10	250	38	18	9.4	2.4	94	105	3/8
CP6778EX-P18D	**615 159 0590**	1	1,050	5,100	290-1030	400-1400	1,290	1,750	10.1	4.6	10.1	255	38	18	9.4	2.4	94	105	3/8

CP6748: Hose int. 3/8" (10mm) / CP6768/78: Hose int. 1/2" (13mm)

Listed specifications are for reference only. Please check documents in each tool.

Impact 3/4"

CP9561

THE INDUSTRIAL GRADE OF THE CLASSIC

FEATURES
- DYNA-PACT (Pin clutch) oil bath
- Aluminum body & steel clutch housing
- Built-in regulator on the handle

BENEFITS
- High performances, especially on hard joints
- Operator comfort due to low vibrations and noise level
- Reliable pin clutch in oil bath & durable housing

CP772H

THE UNMATCHED "REFERENCE" IN 3/4" IMPACT

CP772H Kits

Metric or Imperial

See detail on page 28

FEATURES
- DYNA-PACT oil bath clutch
- Single handed reverse button with 4 settings of power
- 360° air inlet swivel

BENEFITS
- Smooth operation thanks to the DYNA-PACT clutch
- Low noise and vibration levels
- Good durability

Deep sockets kit 3/4"		
Model	Part Number	Set Quantity
SS618D metric	**894 016 4473**	8
SS6008D imperial	**894 016 7073**	8

See more information about sockets on page 32-33

CP8272-D

ROBUST, COMFORTABLE & VERSATILE

FEATURES
- Powerful & durable twin hammer clutch
- Protective cover & reinforced structure
- Composite body and aluminum clutch housing for lightweight

BENEFITS
- Durable and reliable for industrial Maintenance and Production applications
- Low noise and vibration levels and lightweight increase operator comfort
- Multi-purpose tool for versatile applications

Deep sockets kit 3/4"		
Model	Part Number	Set Quantity
SS618D metric	**894 016 4473**	8
SS6008D imperial	**894 016 7073**	8

See more information about sockets on page 32-33

See accessories and dimensions on pages 28 to 30

GENERAL MAINTENANCE · INDUSTRIAL MAINTENANCE & PRODUCTION · SUPER INDUSTRIAL

MODEL	PART NUMBER	DRIVE	BLOWS PER MIN	FREE SPEED	WORKING TORQUE (FW)		MAX TORQUE (REV)		NET WEIGHT		LENGTH		AIR CONS. @LOAD		VIBRATION LEVEL ISO 28927 (M/S2)		SOUND PRESS.	SOUND POWER	AIR INLET
		in.		rpm	ft.lb	Nm	ft.lb	Nm	lb	kg	in.	mm	cfm	l/s	a	K	ISO 15744 - dB(A)		in.
CP772H	**T024598**	3/4	900	4,200	150-700	203-949	1,000	1,356	10.5	4.8	9.6	245	24	11.3	5.8	2.0	96	107	3/8
CP8272-D	**615 159 0260**	3/4	1,000	6,500	184-922	250-1,250	1,217	1,650	7.3	3.3	9.1	230	38	18	15.5	6.8	96	107	3/8
CP9561	**615 190 9561**	3/4	900	5,500	150-700	200-950	885	1,250	11.1	5.1	8.5	216	30	14.1	7.7	2.4	100	111	3/8

All models: Hose int. 1/2" (13mm) - @90 PSI (@6.3 Bar)

Listed specifications are for reference only. Please check documents in each tool.



CP6060-P15H

3/4

THE NEW BEST SUPER INDUSTRIAL 3/4"

FEATURES

- Reliable 2-jaw clutch
- Aluminum body & steel clutch housing
- Hole type socket retainer with O-ring for safety

BENEFITS

- Progressive torque thanks to the performant mechanism
- Unmatched durability with reliable 2-jaw clutch & durable housing
- Operator comfort and smooth control due to great ergonomics even at high torque levels

CP6060-P15H

CP6060-P15R

Same features as CP6060-P15H with ring retainer

Deep sockets kit 3/4"		
Model	Part Number	Set Quantity
SS618D metric	**894 016 4473**	8
SS6008D imperial	**894 016 7073**	8

See more information about sockets on page 32-33

See accessories and dimensions on pages 28 to 30

GENERAL MAINTENANCE | INDUSTRIAL MAINTENANCE & PRODUCTION | SUPER INDUSTRIAL

MODEL	PART NUMBER	DRIVE	BLOWS PER MIN	FREE SPEED	WORKING TORQUE (FW)		MAX TORQUE (REV)		NET WEIGHT		LENGTH		AIR CONS. @LOAD		VIBRATION LEVEL ISO 28927 (M/S2)		SOUND PRESS.	SOUND POWER	AIR INLET
		in.		rpm	ft.lb	Nm	ft.lb	Nm	lb	kg	in.	mm	cfm	l/s	a	K	ISO 15744 - dB(A)		in.
CP6060-P15H	**615 159 0090**	3/4	1,100	4,000	200-900	270-1220	1,100	1,490	11.7	5.3	8.7	222	52.9	25	13.9	4.1	92	103	3/8
CP6060-P15R	**615 159 0100**	3/4	1,100	4,000	200-900	270-1220	1,100	1,490	11.7	5.3	8.7	222	52.9	25	13.9	4.1	92	103	3/8

All models: Hose int. 1/2" (13mm) - @90 PSI (@6.3 Bar)

Listed specifications are for reference only. Please check documents in each tool.

Impact 3/4" & 1"

COMPACT, ROBUST & POWERFUL FOR INDUSTRIAL MAINTENANCE APPLICATIONS

- Compact & Versatile for Industrial Maintenance applications
- Robust for the roughest environments and toughest usages
- Power enough to loosen virtually any bolt up to M27 (ISO 10,9)

CP6763

3/4

FEATURES

- 3/4" impact wrench with Dual retainer
- >1600 Nm max torque
- Powerful Twin hammer clutch: 1,200 ft.lbs (1,630 Nm)

CP6763



See accessories and dimensions on pages 28 to 30

GENERAL MAINTENANCE | INDUSTRIAL MAINTENANCE & PRODUCTION | SUPER INDUSTRIAL

MODEL	PART NUMBER	DRIVE	BLOWS PER MIN	FREE SPEED	WORKING TORQUE (FW)		MAX TORQUE (REV)		NET WEIGHT		LENGTH		AIR CONS. @LOAD		VIBRATION LEVEL ISO 28927 (M/S2)		SOUND PRESS.	SOUND POWER	AIR INLET
		in.		rpm	ft.lb	Nm	ft.lb	Nm	lb	kg	in.	mm	cfm	l/s	a	K	ISO 15744 - dB(A)		in.
CP6763	**615 159 0400**	3/4	900	6,300	260-950	350-1290	1,200	1,630	12.1	5.5	8.7	222	30	14.2	9.4	1.3	96	107	3/8

All models: Hose int. 1/2" (13mm) - @90 PSI (@6.3 Bar)

Listed specifications are for reference only. Please check documents in each tool.

CP6763-D18D

3/4

COMPACT AND ROBUST D-HANDLE FOR INDUSTRIAL MAINTENANCE APPLICATIONS

FEATURES

NEW

- Ergonomic D-handle - easy to carry and use
- Robust with steel clutch housing and aluminum motor housing
- Powerful, untightening torque 1300 ft.lb (1760 Nm)

BENEFITS

- Ideal for many industrial MRO applications
- Good ergonomics giving less operator's fatigue
- Hole and ring retaining system

CP6763-D18D

CP6773

1"

FEATURES

- Short dimensions and narrow side-to-center for easy access
- Robust steel clutch housing
- Powerful twin hammer clutch: 1,200 ft.lbs (1,630 Nm)

CP6773-D18D

Same features as CP6763-D18D with 1" square drive size

Deep sockets kit 1"		
Model	Part Number	Set Quantity
SS814D metric	**894 016 6016**	4
SS808D imperial	**894 016 4479**	8

See more information about sockets on page 32-33

See accessories and dimensions on pages 28 to 30

GENERAL MAINTENANCE | INDUSTRIAL MAINTENANCE & PRODUCTION | SUPER INDUSTRIAL

MODEL	PART NUMBER	DRIVE	BLOWS PER MIN	FREE SPEED	WORKING TORQUE (FW)		MAX TORQUE (REV)		NET WEIGHT		LENGTH		AIR CONS. @LOAD		VIBRATION LEVEL ISO 28927 (M/S2)		SOUND PRESS.	SOUND POWER	AIR INLET
		in.		rpm	ft.lb	Nm	ft.lb	Nm	lb	kg	in.	mm	cfm	l/s	a	K	ISO 15744 - dB(A)		in.
CP6763-D18D	**615 159 0640**	3/4	730	6,600	250-1070	340-1450	1,300	1,760	14.5	6.6	11.4	290	41	19.3	11.4	2.9	98	109	1/2
CP6773	**615 159 0410**	1	900	6,300	260-950	350-1290	1,200	1,630	12.3	5.6	8.8	228	30	14.2	9.4	1.3	96	107	3/8
CP6773-D18D	**615 159 0650**	1	730	6,600	250-1070	340-1450	1,300	1,760	14.7	6.7	11.4	290	41	19.3	11.4	2.9	98	109	1/2

All models: Hose int. 1/2" (13mm) - @90 PSI (@6.3 Bar)

Listed specifications are for reference only. Please check documents in each tool.

The CP0611 Series

THE BEST SUPER INDUSTRIAL 1"

- Progressive torque thanks to the 2-Jaw clutch
- Operator comfort and control thanks to perfect ergonomic design even at VERY high torque
- Unmatched durability with reliable mechanism & durable housing

CP0611P RS

1"

FEATURES

- Reliable 2-jaw clutch with the highest blows per minute (BPM)
- Full teasing trigger for a better control
- Durable aluminum body & robust steel clutch housing

CP0611P RS

ACCORDING TO APPLICATION AND/OR JOINT TYPES, SOME CLUTCH MECHANISMS OFFER CONTINUOUS AND PROGRESSIVE TORQUE SUCH AS CP'S PATENTED 2-JAW CLUTCH

See accessories and dimensions on pages 28 to 30

CP0611P RLS

#5 SPLINE

THE BEST SUPER INDUSTRIAL WITH SPLINE #5

FOR NORTH AMERICAN MARKET ONLY

FEATURES

- Reliable 2-jaw clutch with the highest blows per minute (BPM)
- Full teasing trigger for a better control
- Durable aluminum body & robust steel clutch housing

BENEFITS

- Spline #5: avoid loss of torque, reduce vibrations, increase durability of anvil
- Progressive torque thanks to the 2-Jaw clutch
- Operator comfort and control thanks to perfect ergonomic design even at VERY high torque

Deep sockets kit 1"		
Model	Part Number	Set Quantity
SS814D metric	**894 016 6016**	4
SS808D imperial	**894 016 4479**	8

See more information about sockets on page 32-33

GENERAL MAINTENANCE | INDUSTRIAL MAINTENANCE & PRODUCTION | SUPER INDUSTRIAL

MODEL	PART NUMBER	DRIVE	BLOWS PER MIN	FREE SPEED	WORKING TORQUE (FW)		MAX TORQUE (REV)		NET WEIGHT		LENGTH		AIR CONS. @LOAD		VIBRATION LEVEL ISO 28927 (M/S2)		SOUND PRESS.	SOUND POWER	AIR INLET
		in.		rpm	ft.lb	Nm	ft.lb	Nm	lb	kg	in.	mm	cfm	l/s	a	K	ISO 15744 - dB(A)		in.
CP0611P RS	**615 159 0050**	1	1,020	3,500	900-1,800	1,220-2,440	2,800	3,790	23.1	10.5	10.7	272	48	22.6	16.8	4.7	102	113	1/2
CP0611P RLS	**615 159 0060**	#5	1,020	3,500	900-1,800	1,220-2,440	2,800	3,790	23.1	10.5	10.7	272	48	22.6	16.8	4.7	102	113	1/2
ONLY FOR ANSI MARKET																			
CP0611P RLS	**T025414**	#5	1,020	3,500	900-1,800	1,220-2,440	2,800	3,790	23.1	10.5	10.7	272	48	22.6	16.8	4.7	102	113	1/2

All models: Hose int. 1/2" (13mm) - @90 PSI (@6.3 Bar)

Listed specifications are for reference only. Please check documents in each tool.

CP0611-D28L

#5 SPLINE

NEW

CP0611-PASEL

FOR NORTH AMERICAN MARKET ONLY

THE SUPER INDUSTRIAL IN RENEWED DESIGN

FEATURES
- Reliable 2-jaw clutch with the highest blows per minute (BPM)
- Full teasing (inside) trigger for a better control
- Durable aluminum body & robust steel clutch housing

BENEFITS
- Spline #5: avoid loss of torque, reduce vibrations, increase durability of anvil
- Progressive torque thanks to the 2-Jaw clutch
- Operator comfort and control thanks to perfect ergonomic design even at VERY high torque

CP0611 HAZED

1"

EX

THE "SPARK RESISTANT" 1" IMPACT FOR EXPLOSIVE ENVIRONMENT

FEATURES
- Spark Resistant housing thanks to Zinc & Aluminum alloy
- Reliable 2-jaw clutch with the highest blows per minute (BPM)
- 360° adjustable D-type side handle

BENEFITS
- Best 1" impact to loosen big bolts in Explosive Environment
- Operator comfort and control thanks to perfect ergonomic design even at VERY high torque
- Unmatched durability with reliable mechanism & durable housing

CP0611-D28H

1"

THE SUPER INDUSTRIAL IN RENEWED DESIGN

NEW

FEATURES
- Super Industrial 1" impact wrench
- Reliable 2-jaw clutch with the highest Blows per Minutes
- Full Teasing (inside) trigger with durable reverse

BENEFITS
- Best 1" impact to loosen big bolts on very demanding industries
- Operator comfort and control thanks to perfect ergonomic design even at VERY high torque
- Progressive torque thanks to the 2-Jaw clutch

CP0611-D28H

CP0611-PASED

FOR NORTH AMERICAN MARKET ONLY

CERTIFIED EN 388 (PROTECTION AGAINST MECHANICAL RISKS), THE CP GLOVES ARE IDEAL ACCESSORIES TO PROTECT THE OPERATOR'S HANDS IN HARSH ENVIRONMENTS, SUCH AS MINING AND CONSTRUCTION APPLICATIONS. (SEE P29)

See accessories and dimensions on pages 28 to 30

GENERAL MAINTENANCE | INDUSTRIAL MAINTENANCE & PRODUCTION | SUPER INDUSTRIAL

MODEL	PART NUMBER	DRIVE	BLOWS PER MIN	FREE SPEED	WORKING TORQUE (FW)		MAX TORQUE (REV)		NET WEIGHT		LENGTH		AIR CONS. @LOAD		VIBRATION LEVEL ISO 28927 (M/S2)		SOUND PRESS.	SOUND POWER	AIR INLET
		in.		rpm	ft.lb	Nm	ft.lb	Nm	lb	kg	in.	mm	cfm	l/s	a	K	ISO 15744 - dB(A)		in.
CP0611 HAZED	**T022582**	1	1,020	3,500	900-1,800	1,220-2,440	2,800	3,790	22.5	10.2	12.5	318	48	22.6	16.1	4.5	97	108	1/2
CP0611-D28H	**615 159 0160**	1	1,020	3,500	900-1,800	1,220-2,440	2,800	3,790	22.9	10.4	14.2	360	68	32	18	4.1	99	110	1/2
CP0611-D28L	**615 159 0170**	#5	1,020	3,500	900-1,800	1,220-2,440	2,800	3,790	22.9	10.4	14.2	360	68	32	18	4.1	99	110	1/2
ONLY FOR ANSI MARKET																			
CP0611 PASED	**T022578**	1	1,020	3,500	900-1,800	1,220-2,440	2,800	3,790	22.5	10.2	12.5	318	48	22.6	16.1	4.5	97	108	1/2
CP0611 PASEL	**T022579**	#5	1,020	3,500	900-1,800	1,220-2,440	2,800	3,790	22.5	10.2	12.5	318	48	22.6	16.1	4.5	97	108	1/2

All models: Hose int. 5/8" (16mm) - @90 PSI (@6.3 Bar)

Listed specifications are for reference only. Please check documents in each tool.

Impact 1" & 1-1/2"

The CP69 Series

POWERFUL, FAST & ERGONOMIC

- Reliable & powerful oil bath Pinless Rocking Dog clutch
- Operator comfort with many ergonomic features
- 3-part construction for reducing downtime maintenance

CP6920-D24

1"

FEATURES

- Reliable oil bath pinless rocking dog clutch
- Durable Aluminum body & Rubber protective cover on clutch housing
- Motor with reinforced steel plates for unmatched durability

CP6920-D24

Deep sockets kit 1"		
Model	Part Number	Set Quantity
SS814D metric	**894 016 6016**	4
SS808D imperial	**894 016 4479**	8

See more information about sockets on page 32-33

See accessories and dimensions on pages 28 to 30

CP6910-P24

1"

FEATURES

- Oil Bath Pinless rocking dog clutch
- D-type side handle with Rubber grip
- Metal trigger & reverse knob for longer durability

CP6930-D35

1½

POWERFUL, ROBUST & COMFORTABLE 1-1/2" IMPACT FOR INDUSTRIAL MAINTENANCE

FEATURES

- Durable twin hammer clutch with oil bath
- Reversible and teasing steel trigger
- 4-position power regulator

BENEFITS

- Powerful and durable twin hammer clutch with oil bath
- Robust aluminum housing with steel trigger
- Operator comfort and control with 4-position regulator and side D-handle

GENERAL MAINTENANCE | INDUSTRIAL MAINTENANCE & PRODUCTION | SUPER INDUSTRIAL

MODEL	PART NUMBER	DRIVE	BLOWS PER MIN	FREE SPEED	WORKING TORQUE (FW)		MAX TORQUE (REV)		NET WEIGHT		LENGTH		AIR CONS. @LOAD		VIBRATION LEVEL ISO 28927 (M/S2)		SOUND PRESS.	SOUND POWER	AIR INLET
		in.		rpm	ft.lb	Nm	ft.lb	Nm	lb	kg	in.	mm	cfm	l/s	a	K	ISO 15744 - dB(A)		in.
CP6910-P24	**615 159 0070**	1	650	5,000	370-1,550	500-2,100	1,920	2,600	22.5	10.2	11.4	290	40.2	19	8.9	2.5	97	108	1/2
CP6920-D24	**615 159 0080**	1	650	5,000	370-1,550	500-2,100	1,920	2,600	22.7	10.3	14.2	360	40.2	19	8.4	2.8	100	111	1/2
CP6930-D35	**615 159 0390**	1-1/2	850	4,300	445-1,950	600-2,650	2,875	3,900	31.6	14.4	17.3	440	64	30	15.1	5.5	102	113	1/2

All models: Hose int. 1/2" (13mm), except CP6930-D35: Hose int. 3/4" (19mm)

Listed specifications are for reference only. Please check documents in each tool.

The CP6120 Series

THE BEST SUPER INDUSTRIAL 1-1/2": COMPACT, COMFORTABLE & EXTREMELY DURABLE

- Operator comfort and control thanks to great ergonomics even at VERY high torque
- Progressive torque due to the 2-jaw clutch
- Unmatched durability with Reliable mechanism & durable housing

CP6120 GASEL

#5 SPLINE

CP6120 PASEL

Same features as CP6120 GASEL with inside trigger

THE BEST SUPER INDUSTRIAL SPLINE #5: COMPACT, COMFORTABLE & EXTREMELY DURABLE

FEATURES

- Reliable 2-jaw clutch with the highest blows per minute (BPM)
- Full Teasing (outside) trigger for a better control
- Durable aluminum body & robust steel clutch housing

BENEFITS

- Spline #5: avoid loss of torque, reduce vibrations, increase durability of anvil
- Operator comfort and control thanks to great ergonomics even at VERY high torque
- Progressive torque via a reliable 2-Jaw clutch

CP6120 PASED

1½

FEATURES

- Reliable 2-jaw clutch with the highest blows per minute (BPM)
- Full teasing (inside) trigger for better control
- Durable aluminum body & robust steel clutch housing

CP6120 PASED

CP6120 GASED

Same features as CP6120 PASED with outside trigger

See accessories and dimensions on pages 28 to 30

GENERAL MAINTENANCE | INDUSTRIAL MAINTENANCE & PRODUCTION | SUPER INDUSTRIAL

MODEL	PART NUMBER	DRIVE	BLOWS PER MIN	FREE SPEED	WORKING TORQUE (FW)		MAX TORQUE (REV)		NET WEIGHT		LENGTH		AIR CONS. @LOAD		VIBRATION LEVEL ISO 28927 (M/S2)		SOUND PRESS.	SOUND POWER	AIR INLET
		in.		rpm	ft.lb	Nm	ft.lb	Nm	lb	kg	in.	mm	cfm	l/s	a	K	ISO 15744 - dB(A)		in.
CP6120 GASED	T018237	1-1/2	960	3,000	600-2,000	815-2,710	3,500	4,740	33.9	15.4	14.8	375	60	28.3	21	6.6	102	113	1/2
CP6120 GASEL	T017755	#5	960	3,000	600-2,000	815-2,710	3,500	4,740	33.9	15.4	14.8	375	60	28.3	21	6.6	102	113	1/2
CP6120 PASED	T018841	1-1/2	960	3,000	600-2,000	815-2,710	3,500	4,740	33.9	15.4	14.8	375	60	28.3	21	6.6	102	113	1/2
CP6120 PASEL	T018235	#5	960	3,000	600-2,000	815-2,710	3,500	4,740	33.9	15.4	14.8	375	60	28.3	21	6.6	102	113	1/2

All models: Hose int. 3/4" (19mm) - @90 PSI (@6.3 Bar)

Listed specifications are for reference only. Please check documents in each tool.

Impact 1-1/2" & 2-1/2"

CP6135-D80

1½

THE BEST POWER
TO WEIGHT RATIO FOR SUPER
INDUSTRIAL APPLICATIONS

FEATURES

- Durable Pinless Rocking Dog clutch
- Robust aluminum body & Steel clutch housing
- Reversible and teasing steel trigger

BENEFITS

- Monster power in a lightweight and compact design
- Premium quality for the most demanding applications
- Smooth operation thanks to the teasing trigger

CP6135-D80

CP6135-D80L
Same features as
CP6135-D80 with Spline #5 output

NEW

See accessories and dimensions on pages 28 to 30

GENERAL MAINTENANCE | INDUSTRIAL MAINTENANCE & PRODUCTION | SUPER INDUSTRIAL

MODEL	PART NUMBER	DRIVE	BLOWS PER MIN	FREE SPEED	WORKING TORQUE (FW)		MAX TORQUE (REV)		NET WEIGHT		LENGTH		AIR CONS. @LOAD		VIBRATION LEVEL ISO 28927 (M/S2)		SOUND PRESS.	SOUND POWER	AIR INLET
		in.		rpm	ft.lb	Nm	ft.lb	Nm	lb	kg	in.	mm	cfm	l/s	a	K	ISO 15744 - dB(A)		in.
CP6135-D80	**615 159 0380**	1-1/2	750	2,800	740-4,055	1,000-5,500	5,900	8,000	35.3	16	16	408	84.5	40	13.6	2.2	98	109	1/2
CP6135-D80L	**615 159 0660**	#5	750	2,800	740-4,055	1,000-5,500	5,900	8,000	35.3	16	16	408	84.5	40	13.6	2.2	98	109	1/2

All models: Hose int. 3/4" (19mm) - @90 PSI (@6.3 Bar)

Listed specifications are for reference only. Please check documents in each tool.

CP6130-T70

1½

POWERFUL, DURABLE & COMFORTABLE 1-1/2" T-HANDLE IMPACT WRENCH

FEATURES
- Reliable Double Rocking Dog clutch for all joint type
- 5-position regulator, progressive trigger & easy reverse
- Suspension hole for easy hoist/balancer attachment

BENEFITS
- Incredible breaking torque (up to M56) for Industrial Maintenance & Production applications
- Extreme durability: resistant parts, reliable mechanisms & robust housing
- Operator comfort: smooth control, low vibration & limited noise

CP6240-T120

2½

POWERFUL, DURABLE & COMFORTABLE 2-1/2" T-HANDLE IMPACT WRENCH

FEATURES
- Reliable Double Rocking Dog clutch for all joint type
- 6-position regulator, progressive trigger & easy reverse
- Suspension hole for easy hoist/balancer hooking

BENEFITS
- Incredible breaking torque (up to M72) for Industrial Maintenance & Production applications
- Extreme durability: Resistant parts, reliable mechanisms & robust housing
- Operator comfort: smooth control, low levels of vibration & limited noise

CP6240-T120

See accessories and dimensions on pages 28 to 30

GENERAL MAINTENANCE | INDUSTRIAL MAINTENANCE & PRODUCTION | SUPER INDUSTRIAL

MODEL	PART NUMBER	DRIVE	BLOWS PER MIN	FREE SPEED	WORKING TORQUE (FW)		MAX TORQUE (REV)		NET WEIGHT		LENGTH		AIR CONS. @LOAD		VIBRATION LEVEL ISO 28927 (M/S2)		SOUND PRESS.	SOUND POWER	AIR INLET
		in.		rpm	ft.lb	Nm	ft.lb	Nm	lb	kg	in.	mm	cfm	l/s	a	K	ISO 15744 - dB(A)		in.
CP6130-T70	**615 159 0010**	1-1/2	900	4,000	2,430-5,240	3,300-7,100	9,220	12,500	72.6	33	19.7	500	67.3	31.8	4.7	1.7	104	115	1
CP6240-T120	**615 159 0020**	2-1/2	800	3,000	3,760-9,150	5,100-12,400	18,440	25,000	132.0	60	24.1	610	74.9	35.3	4.5	1.5	107	118	1

All models: Hose int. 1" (25mm) - @90 PSI (@6.3 Bar)

Listed specifications are for reference only. Please check documents in each tool.

Kits - Accessories

IMPACT KITS

CP734H Kit / CP734H Metric Kit

Part No. T025163 / T025164
Kits include:
- (1) CP734H - 1/2" Impact
- (5) Imperial Sockets
(1/2", 5/8", 3/4", 7/8" & 15/16")
or
- (5) Metric Sockets
(14, 16, 17, 19 & 22mm)

CP772H Kit / CP772H Metric Kit

Part No. T025171 / T025162
Kits include:
- (1) CP772H - 3/4" Impact
- (4) Imperial Sockets
(15/16", 1", 1-1/16" & 1-1/8")
or
- (4) Metric Sockets
(24, 27, 30 & 32mm)

INCLUDED ACCESSORIES

DESCRIPTION	CP8222/32/42	CP8252	CP8272	CP6060	CP0611	CP6910/20	CP6120
Retainer ring with steel insert	-	-	-	C155472	C134692	-	C134695
Support handle	-	-	-	-	CA048548	205 053 1433	CA048548
Band-Handle	-	-	-	-	C116388	-	C119061
Screw-Allen Cap	-	-	-	-	C064806	-	P073025
Suspension Hook	205 055 6993	205 055 7153	205 055 9893	-	-	854 016 6788	-
Protective Cover	205 053 3633	205 053 3643	205 053 3653	-	-	205 055 4943	-

OPTIONAL ACCESSORIES

PERFECT PACK
(CONTENT)

PERFECT PACK PART NUMBER 615 812 0120

ITEM INCLUDED	SPECIFICATIONS	PART NO.	ITEM INCLUDED	SPECIFICATIONS	PART NO.
Reducer			Nipple ISO6150B	11 mm Hose Con. 16 mm	615 810 6200
Airflex	1/2" NPT	894 017 1567	EF Coupling ISO6150B	11 mm 1/2" Male	615 810 5100
Whip 1/2" NPT	1/2" NPT	CA049270	FRL	2 stages 1/2" NPT	894 016 8517
Nipple ISO6150B	11 mm 1/2" Fem	615 810 5870	FRL Stand	For 1/2" metallic FRL	615 812 0450
EF Coupling ISO6150B	11 mm Hose Con. 16 mm	615 810 5480	Oil Bottle	ProtectoLub 120 ml	CA149661
Effi Max Hose	5/8" (16mm) - 20 m	615 810 9010	Gloves	XL size	894 015 8619
Pressure Clamp HD x2	For rubber 22-25 mm	615 811 0050	Soft Tool bag		

OPTIMAL CONDITIONS PROVIDE MAXIMUM TOOL PERFORMANCE
- ►SUFFICIENT PRESSURE
- ►CONSTANT AIRFLOW
- ►PROPER COUPLINGS AND NIPPLES
- ►CORRECT CONNECTION TO THE TOOL
(AS RECOMMENDED IN THE OPERATOR MANUAL)
- ►BETTER ERGONOMICS

INLINE OILERS

MODEL NUMBER	CAPACITY	THREAD SIZE	MAXIMUM WORKING PRESSURE
618 812 0480	30 ml (0.008 gal)	1/4" BSP	34.0 bar (500psi)
615 812 0490	40 ml (0.010 gal)	1/2" BSP	34.0 bar (500psi)
615 812 0500	110 ml (0.029 gal)	3/4" BSP	18.0 bar (260psi)

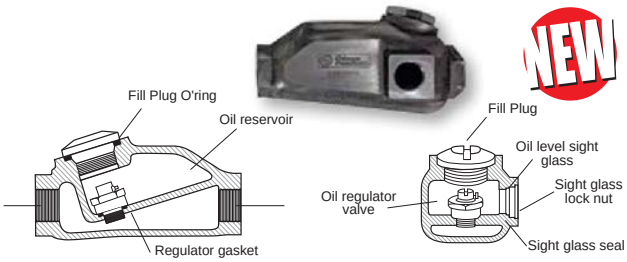

OPTIONAL ACCESSORIES

RETAINER RING WITH STEEL INSERT

One piece retainer made with polyurethane and a steel inserts. Better safety than traditional retainers

SQUARE DRIVE	INSIDE DIAMETER OF RET RING		PART NO.
	in.	mm	
3/4"	1-1/4	31	**C155467**
3/4"	1-7/16	36	**C155468**
3/4"	1-5/8	41	**C134690**
3/4"	1-3/4	44	**C134691**
3/4"	2	51	**C155585**
1"	1-3/4	44	**C155470**
1"	2	51	**C155471**
1"	2-1/8	54	**C155472**
1"	2-1/4	57	**C134692**
1"	2-1/2	63	**C155473**
1-1/2"	2-7/8	73	**C134693**
1-1/2"	3-3/8	86	**C134694**
1-1/2"	3-7/8	98	**C134695**
1-1/2"	4-3/8	111	**C134696**

1/2" SQUARE DRIVE

MODEL	DESCRIPTION	PART NO.
CP6500	1/2" square drive with 2" (50mm) extension and friction ring retainer	**CA148629**

LUBRICATION

OIL PROTECTO-LUBE FOR MOTOR	PART NO.
4oz. (0.12 l) - Air Tool Oil	**CA149661**
20.8oz (0.591 l) - Air Tool Oil	**CA000046**
1 Gal (3.8 l) - Airoilene Oil	**P089507**

GREASE PNEU-LUBE FOR CLUTCH	PART NO.
Grease Gun + 2 Nozzles (A)	**C098689**
Pneu-Lube Cartridge (B)	**894 015 8456**
Pneu-Lube 100GM Tube (C)	**894 015 8455**
Pneu-Lube 7# Can (D)	**894 015 8457**

GLOVES

DESCRIPTION	PART NO.
Impact Gloves: Medium	**894 017 1574**
Impact Gloves: Large	**894 015 8618**
Impact Gloves: X Large	**894 015 8619**
Impact Gloves: XX Large	**894 017 1573**

Certified EN 388 (Protection against mechanical risks), the CP gloves are the ideal option to protect the operator's hands in harsh environments, such as mining and construction applications.

MAGNETIC TOOL HOLDER

MODEL	PART NO.
CP9841	**894 016 6664**

MAXIMUM 5,5 LBS (2.5 KG)

PROTECTIVE COVERS

TOOL	PART NO.
CP724, CP726	**CA146522**
CP749	**CA155537**
CP734H	**CA129405**
CP8222-P/-R	**205 053 3633**
CP8232-QC	**205 053 3633**
CP8242-P/-R	**205 053 3633**
CP8252-P/-R	**205 053 3643**
CP8272-P/-D	**205 053 3653**
CP828H	**CA133961**
CP825 (T)	**CA140128**
CP7830Q (HQ)	**CA147993**

BALANCERS SELECTION

Spring retractor

BALANCER TYPE	MODEL	LOAD RANGE		STROKE		NET WEIGHT		PART NUMBER	CP TOOLS
		LB.	KG	FT	MM	LB.	KG		
Spring retractor	**CP9912**	2.2-4.4	1.0-2.0	5.2	1,600	1.3	0.6	**894 109 9120**	**CP8222/8242**
	CP9913	4.4-6.6	2.0-3.0	5.2	1,600	1.5	0.7	**894 109 9130**	**CP8252**
	CP9936	4.4-8.8	2.0-4.0	8.2	2,500	6.4	2.9	**894 109 9360**	**CP8272**
Reaction free	**CP9956**	22-30.9	10-14	6.5	2,000	12.1	5.5	**894 109 9560**	**CP6910/6920**
	CP9957	31-39.7	14-18	6.5	2,000	14.3	6.5	**894 109 9570**	**CP6930**
	CP9966	77-99	35-45	6.5	2,000	27.3	12.4	**894 109 9660**	**CP6130**
	CP9968	121-143	55-75	6.5	2,000	30.0	13.6	**894 109 9680**	**CP6240**

Reaction free

Spares & Dimensions

TUNE-UP KITS & REPAIR KITS

MODEL	TUNE-UP KIT	REPAIR KIT
CP0611 series	C115811	-
CP6060-P15H	205 056 0073	-
CP6060-P15R	205 056 0073	-
CP6060-P15H	205 056 0073	-
CP6130-T70	894 017 1028	
CP6135-D80		
CP6240-T120	894 017 1046	
CP6300RSR	C157304	C157305
CP6500RSR/RS	894 015 8638	894 015 8640
CP6748EX-P12R	894 017 1687	-
CP6768/78EX-P18D	615 398 9420	
CP6773/63-D18D	894 017 3716	-
CP6910-P24/6920-D24	205 052 0693	-
CP719	CA157285	CA157286
CP721	CA118880	-
CP724H	CA155218	CA155310
CP726H	CA155309	CA155311
CP734H	CA147716	CA147717

MODEL	TUNE-UP KIT	REPAIR KIT
CP772H	CA149746	CA149747
CP7711	895 028 0068	
CP7721	894 017 3515	
CP7748	894 016 9810	-
CP8222-P/-R	894 055 7013	205 052 1393
CP8232-QC	894 055 7013	-
CP8242-P/-R	205 055 7013	205 052 1403
CP8252-P/-R	205 055 7163	205 052 1423
CP8272-P/-D	205 055 7343	205 052 4713
CP9561	C137569	-
CP825T	CA155091	CA155093
CP828	CA155086	CA155084
CP828H	CA155086	CA155085
CP7830HQ	894 016 2552	894 015 8614
CP7830Q	894 016 2552	894 015 8613

DIMENSIONS

PISTOL GRIP

MODEL	DIMENSIONS					
	L		H		SIDE TO CENTER - A	
	in.	mm	in.	mm	in.	mm
CP0611P ...	10.7	272	10.7	273	1.81	46
CP6300 RSR	6.0	152	7.7	197	1.26	32
CP6500 RS/RSR	7.0	178	8.1	205	1.26	32
CP6060/70-P15	7.6	194	9.8	250	1.46	37
CP6763/73	8.8	222	9.1	232	1.61	41
CP6773/63-D18D						
CP6768/78EX-P18D						
CP6748EX-P11R	7.9	200	7.5	190	1.41	36
CP6910-P24	11.4	290	10.8	275	3.82	97
CP719/QC	4.5	116	6.8	172	0.87	22
CP721	6.6	167	6.1	155	0.91	23
CP724/726	6	152	7.5	190	0.95	24
CP734H	7.5	191	7.9	200	1.22	31
CP772H	9.6	245	8.7	220	3.03	77
CP7721/11	6.3	160	3.5	90	1.81	46
CP7748	7.8	200	7.3	185	1.38	50
CP8222/32/42	7	178	7.3	185	1.18	30
CP8252-P/-R	7.9	200	7.9	200	1.38	35
CP8272-D/-P	9.1	230	8.3	210	1.57	40
CP9541/42	6.6	168	7.2	184	1.18	30
CP9561	8.5	216	9.2	235	1.53	39

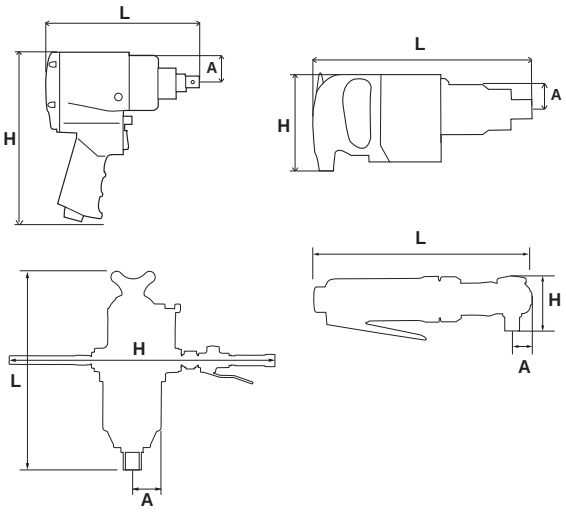

RATCHETS

MODEL	DIMENSIONS					
	L		H		SIDE TO CENTER - A	
	in.	mm	in.	mm	in.	mm
CP825T	6.5	165	1.42	36	0.59	15
CP828/H	10	254	1.97	50	0.79	20
CP7830Q/HQ	12	305	1.77	45	0.87	22

D-HANDLE & T-HANDLE

MODEL	DIMENSIONS					
	L		H		SIDE TO CENTER - A	
	in.	mm	in.	mm	in.	mm
CP0610 ...	13.5	343	6.4	162	2.13	54
CP0611 ...	12.5	318	6.2	158	1.81	46
CP6110 ...	13.0	330	6.3	160	1.61	44
CP6120 ...	14.8	375	6.5	165	2.12	54
CP6130-T70	19.7	500	33.5	850	3.14	80
CP6135-D80	16.1	409	7.8	198	2.65	68
CP6240-T120	24.1	610	37.4	950	3.54	90
CP6920-P24	14.2	360	7.9	200	3.86	97
CP6930-D35	16.3	415	9.25	235	2.56	65

CP825T

3/8

SMALL & DURABLE

FEATURES
- Progressive teasing throttle
- Small ratchet, only 6.5" (165 mm) long
- Convenient forward and reverse button

BENEFITS
- Ratchets for General Maintenance
- Ideal for tight access applications
- Compact and lightweight

CP828H

1/2

CP828

Same features as CP828H with 3/8" Square Drive

DURABLE

FEATURES
- Durable aluminum alloy design
- Features CP's patented TriSpring anti-slip head design
- Grease fitting on the reverse lever

BENEFITS
- General maintenance and excellent durability
- Great power up to 50 ft.lbs (70 Nm)

CP7830HQ

1/2

CP7830Q

Same features as CP7830HQ with 3/8" square drive

POWERFUL, COMFORTABLE & DURABLE

FEATURES
- Adjustable side exhaust, low noise
- Progressive tease throttle
- Highest torque on the market: 90 ft.lbs (122 Nm)

BENEFITS
- Ratchet for General Maintenance applications
- High torque & durable
- Light weight and well balanced tool

See accessories and dimensions on pages 28 to 30

GENERAL MAINTENANCE | INDUSTRIAL MAINTENANCE & PRODUCTION | SUPER INDUSTRIAL

MODEL	PART NUMBER	DRIVE	FREE SPEED	WORKING TORQUE (FW)		MAX TORQUE (FW)		NET WEIGHT		LENGTH		AIR CONS @FREE SPEED		VIBRATION LEVEL ISO 28927 (M/S2)		SOUND PRESS.	SOUND POWER	AIR INLET
		in.	rpm	ft.lb	Nm	ft.lb	Nm	lb	kg	in.	mm	cfm	l/s	a	k	ISO 15744 - db(a)		in.
CP7830HQ	**894 107 8308**	1/2	190	10-90	13-122	90	122	2.7	1.2	12	305	21.0	8.7	4.1	1.4	85	96	1/4
CP7830Q	**894 107 8306**	3/8	190	10-90	13-122	90	122	2.7	1.2	12	305	21.0	8.7	4.1	1.4	85	96	1/4
CP825T	**T023190**	3/8	200	5-15	7-21	15	21	1.9	0.9	6.5	165	11.0	5.1	3	1.2	87	98	1/4
CP828	**T022708**	3/8	150	10-50	13-70	50	70	2.4	1.1	10	254	15.0	7.1	3.2	1.3	97	108	1/4
CP828H	**T022970**	1/2	150	10-50	13-70	50	70	2.4	1.1	10	254	15.0	7.1	3.2	1.3	97	108	1/4

All models: Hose int. 3/8" (10mm) - @90 PSI (@6.3 Bar)

Listed specifications are for reference only. Please check documents in each tool.

Impact Sockets

SET - 1/4˝ SQUARE DRIVE IMPACT SOCKETS

MODEL	PART NUMBER	TYPE	NO. OF PIECES	DIMENSIONS
METRIC (mm)				
SS2114	**894 016 4436**	STANDARD	14	4, 4.5, 5, 5.5, 6, 7, 8, 9, 10, 11, 12, 13, 14 & 15 mm
SS2114D	**894 016 4437**	DEEP	14	4, 4.5, 5, 5.5, 6, 7, 8, 9, 10, 11, 12, 13, 14 & 15 mm
SS2112G	**894 016 4439**	MAGNETIC	12	5, 5.5, 6, 7, 8, 9, 10, 11, 12, 13, 14 & 15 mm
SS2112DG	**894 016 4440**	DEEP MAGNETIC	12	5, 5.5, 6, 7, 8, 9, 10, 11, 12, 13, 14 & 15 mm
SAE (in)				
SS2010	**894 016 4441**	STANDARD	10	3/16", 7/32", 1/4", 9/32", 5/16", 11/32", 3/8", 7/16", 1/2" & 9/16"
SS2010E	**894 016 4442**	DEEP	10	3/16", 7/32", 1/4", 9/32", 5/16", 11/32", 3/8", 7/16", 1/2" & 9/16"
SS206U	**894 016 4443**	UNIVERSAL	6	1/4", 5/16", 3/8", 7/16", 1/2" & 9/16"
SS209G	**894 016 4444**	MAGNETIC	9	3/16", 7/32", 1/4", 9/32", 5/16", 11/32", 3/8", 7/16" & 1/2"
SS209DG	**894 016 4445**	DEEP MAGNETIC	9	3/16", 7/32", 1/4", 9/32", 5/16", 11/32", 3/8", 7/16" & 1/2"

SET - 3/8˝ SQUARE DRIVE IMPACT SOCKETS

MODEL	PART NUMBER	TYPE	NO. OF PIECES	DIMENSIONS
METRIC (mm)				
SS3113	**894 016 4446**	STANDARD	13	7, 8, 9, 10, 11, 12, 13, 14, 15, 16, 17, 18 & 19 mm
SS3113D	**894 016 4447**	DEEP	13	7, 8, 9, 10, 11, 12, 13, 14, 15, 16, 17, 18 & 19 mm
SS3110U	**894 016 4448**	UNIVERSAL	10	10, 11, 12, 13, 14, 15, 16, 17, 18 & 19 mm
SS3110DU	**894 016 4449**	DEEP UNIVERSAL	10	10, 11, 12, 13, 14, 15, 16, 17, 18 & 19mm
SS3113G	**894 016 4450**	MAGNETIC	13	7, 8, 9, 10, 11, 12, 13, 14, 15, 16, 17, 18 & 19 mm
SS3113DG	**894 016 4451**	DEEP MAGNETIC	13	7, 8, 9, 10, 11, 12, 13, 14, 15, 16, 17, 18 & 19 mm
SAE (in)				
SS3012	**894 016 4452**	STANDARD	12	5/16", 3/8", 7/16", 1/2", 9/16", 5/8", 11/16", 3/4", 13/16", 7/8", 15/16" & 1"
SS3012D	**894 016 4453**	DEEP	12	5/16", 3/8", 7/16", 1/2", 9/16", 5/8", 11/16", 3/4", 13/16", 7/8", 15/16" & 1"
SS3012U	**894 016 4454**	UNIVERSAL	12	5/16", 3/8", 7/16", 1/2", 9/16", 5/8", 11/16", 3/4", 13/16", 7/8", 15/16" & 1"
SS3012DU	**894 016 4455**	DEEP UNIVERSAL	12	5/16", 3/8", 7/16", 1/2", 9/16", 5/8", 11/16", 3/4", 13/16", 7/8", 15/16" & 1"
SS309G	**894 016 4456**	MAGNETIC	9	1/4", 5/16", 3/8", 7/16", 1/2", 9/16", 5/8", 11/16" & 3/4"
SS309DG	**894 016 4457**	DEEP MAGNETIC	9	1/4", 5/16", 3/8", 7/16", 1/2", 9/16", 5/8", 11/16" & 3/4"

SET - 1/2˝ SQUARE DRIVE IMPACT SOCKETS

MODEL	PART NUMBER	TYPE	NO. OF PIECES	DIMENSIONS
METRIC (mm)				
SS4114	**894 016 4458**	STANDARD	14	10, 11, 12, 13, 14, 15, 16, 17, 18, 19, 21, 22, 26 & 27 mm
SS4114D	**894 016 4459**	DEEP	14	10, 11, 12, 13, 14, 15, 16, 17, 18, 19, 21, 22, 26 & 27 mm
SS4113U	**894 016 4460**	UNIVERSAL	13	12, 13, 14, 15, 16, 17, 18, 19, 20, 21, 22, 23 & 24 mm
SS4113DU	**894 016 4461**	DEEP UNIVERSAL	13	12, 13, 14, 15, 16, 17, 18, 19, 20, 21, 22, 23 & 24 mm
SS4112G	**894 016 4462**	MAGNETIC	12	10, 11, 12, 13, 14, 15, 16, 17, 18, 19, 20 & 21 mm
SS4112DG	**894 016 4463**	DEEP MAGNETIC	12	10, 11, 12, 13, 14, 15, 16, 17, 18, 19, 20 & 21 mm
SS413DTW	**894 016 6760**	THIN WALL	3	17, 19 & 21 mm
SAE (in)				
SS4013	**894 016 4465**	STANDARD	13	7/16", 1/2", 9/16, 5/8", 11/16", 3/4", 13/16", 7/8", 15/16", 1", 1-1/16", 1-1/8" & 1-1/4"
SS4013D	**894 016 4466**	DEEP	13	7/16", 1/2", 9/16, 5/8", 11/16", 3/4", 13/16", 7/8", 15/16", 1", 1-1/16", 1-1/8" & 1-1/4"
SS4014U	**894 016 4467**	UNIVERSAL	14	7/16", 1/2", 9/16, 5/8", 11/16", 3/4", 13/16", 7/8", 15/16", 1", 1-1/16", 1-1/8", 1-3/16" & 1-1/4"
SS4014DU	**894 016 4468**	DEEP UNIVERSAL	14	7/16", 1/2", 9/16, 5/8", 11/16", 3/4", 13/16", 7/8", 15/16", 1", 1-1/16", 1-1/8", 1-3/16" & 1-1/4"
SS4011G	**894 016 4469**	MAGNETIC	11	3/8", 7/16", 1/2", 9/16, 5/8", 11/16", 3/4", 13/16", 7/8", 15/16" & 1"
SS4011DG	**894 016 4470**	DEEP MAGNETIC	11	3/8", 7/16", 1/2", 9/16, 5/8", 11/16", 3/4", 13/16", 7/8", 15/16" & 1"

SET - 3/4˝ SQUARE DRIVE IMPACT SOCKETS

MODEL	PART NUMBER.	TYPE	NO. OF PIECES	DIMENSIONS
METRIC (mm)				
SS618	**894 016 4472**	STANDARD	8	26, 27, 29, 30, 32, 35, 36 & 38 mm
SS618D	**894 016 4473**	DEEP	8	26, 27, 29, 30, 32, 35, 36 & 38 mm
SAE (in)				
SS6008D	**894 016 7073**	DEEP	8	1", 1-1/16", 1-1/8", 1-1/4", 1-5/16", 1-3/8", 1-7/16" & 1-1/2"
SS6014D	**894 016 4475**	DEEP	14	3/4", 13/16", 7/8", 15/16", 1", 1-1/16", 1-1/8", 1-3/16", 1-1/4", 1-5/16", 1-3/8", 1-7/16", 1-1/2" & 1-5/8"

SET - 1" SQUARE DRIVE IMPACT SOCKETS

MODEL	PART NUMBER	TYPE	NO. OF PIECES	DIMENSIONS
METRIC (mm)				
SS818	**894 016 4476**	STANDARD	8	27, 30, 32, 33, 35, 36, 38 & 41 mm
SS814D	**894 016 6016**	DEEP	4	27, 32, 33 & 36 mm
SS818D	**894 016 4477**	DEEP	8	27, 30, 32, 33, 35, 36, 38 & 41 mm
SAE (in)				
SS808	**894 016 4478**	STANDARD	8	7/8", 15/16", 1", 1-1/16", 1-1/8", 1-3/16", 1-1/4" & 1-1/2"
SS808D	**894 016 4479**	DEEP	8	7/8", 15/16", 1", 1-1/16", 1-1/8", 1-3/16", 1-1/4" & 1-1/2"

1-1/2" IMPACT SOCKETS - SINGLE PIECES

MODEL	DESCRIPTION	PART NO.
S1041M	1-1/2" DR STD Impact Socket 41mm	**894 016 9348**
S1046M	1-1/2" DR STD Impact Socket 46mm	**894 016 9349**
S1050M	1-1/2" DR STD Impact Socket 50mm	**894 016 9350**
S1055M	1-1/2" DR STD Impact Socket 55mm	**894 016 9351**
S1060M	1-1/2" DR STD Impact Socket 60mm	**894 016 9352**
S1065M	1-1/2" DR STD Impact Socket 65mm	**894 016 9353**
S1070M	1-1/2" DR STD Impact Socket 70mm	**894 016 9354**
S1075M	1-1/2" DR STD Impact Socket 75mm	**894 016 9355**
S1080M	1-1/2" DR STD Impact Socket 80mm	**894 016 9356**
S1085M	1-1/2" DR STD Impact Socket 85mm	**894 016 9357**
S1090M	1-1/2" DR STD Impact Socket 90mm	**894 016 9358**
S1080MD	1-1/2" DR Deep Impact Socket 80mm	**894 016 9359**

SAFETY FIRST !

RETAINING RING WITH STEEL INSERT GUARANTEES SOCKET RETENTION TO THE ANVIL. CHECK RETAINING RING SIZES FOR 3/4", 1", AND 1-1/2" ANVILS ON PAGE 29

For futher information about the individual sizes, adapters and extensions see the Impact Sockets catalog available from www.cp.com/literature

Notes

CP ToolBox

Available on the App Store

Google play

Get the free CP ToolBox

Scan this QR code or visit www.cp.com/app

Browse the complete CP product range in just a few taps.

Specifications, part breakdowns, manuals, and more at your fingertips. CP ToolBox offers comprehensive tool information anytime, even in locations without an internet connection.

BLUETORK NUTRUNNERS

The most reliable and ergonomic solution for heavy machinery, railway, oil and gas, and construction tightening applications

TOOL SELECTION

1 - Reaction bar type
2 - Rotating direction
3 - Number of torque presets

CP7600xB

CP7600C

BLUETORK NUTRUNNERS

1 Choose reaction bar type

..... xB

with long-reaching reaction blade (included) - for North America

..... C

standard for spring loaded cup or Japanese type cup (not included)

Spring loaded cup
894 016 4622

Japanese type cup
894 016 7401

2 Select either Forward or Fwd/Rev tool

- … Forward only

R … Forward and reverse

3 Select number of preset torques needed

- … 1 torque preset

4P… 4 torque presets

CP7600xB ★★★

1”

CP7600C

Same features as CP7600xB but short version and CUPS reaction bar in option

THE MOST ERGONOMIC & EFFICIENT SOLUTION FOR INDUSTRIAL MAINTENANCE.

FEATURES

- Air Shut-off clutch at preset torque
- Integrated reaction bar standard with blade
- Low noise level: 79 dB(A)

BENEFITS

- Selection up to 4 calibrated tightening torque
- Accurate torque
- Increased operator comfort for greater productivity

Spring loaded cup
894 016 4622

Japanese type cup
894 016 7401

CUPS (TO BE ORDERED WITH THE CP7600C)

ACCESSORIES

DESCRIPTION	PART NUMBER
Protective cover 1P - Black	**894 016 4648**
Protective cover 1P - Blue	**894 016 4649**
Protective cover 4P - Black	**894 016 4650**
Protective cover 4P - Blue	**894 016 4651**

DESCRIPTION	PART NUMBER
Impact Gloves: Medium	**894 017 1574**
Impact Gloves: Large	**894 015 8618**
Impact Gloves: X Large	**894 015 8619**
Impact Gloves: XX Large	**894 017 1573**

DESCRIPTION	PART NUMBER
Suspension yoke Reversible	**894 016 6654**
Suspension yoke Non reversible	**894 016 6659**

MODEL	SQUARE DRIVE	SHUT-OFF TORQUE RANGE				FREE SPEED	MAX. AIR CONSUMPTION		AIR INLET
		Min		Max					
	in.	ft.lb	Nm	ft.lb	Nm	rpm	cfm	l/s	NPTF
All CP7600	1	330	450	665	900	100	19	40	3/8"

MODEL	PART NUMBER	REACTION BAR TYPE	REVERSIBILITY	TORQUE PRESETS	OVERALL LENGTH		NET WEIGHT	
					in.	mm	lb	kg
CP7600xB	**894 107 6010**	xB reaction bar	Non Reversible	1	12.9	328	13.2	6.0
CP7600xB-R	**894 107 6011**	xB reaction bar	Reversible	1	13.6	345	14.6	6.6
CP7600xB-R4P	**894 107 6015**	xB reaction bar	Reversible	4	15.0	380	15.2	6.9
CP7600C-R	**894 107 6031**	C reaction bar	Reversible	1	13.6	345	16.3	7.4
CP7600C-R4P	**894 107 6035**	C reaction bar	Reversible	4	15.0	380	17.0	7.7

HYDRAULIC BOLTING

TITAN T-Series hydraulic torque wrenches are designed to be stronger and longer-lasting than any other similar products on the market.

The LP Series offers a low nose and flat design for extremely tight application accessibility without sacrificing power.

HOW TO SELECT YOUR HYDRAULIC BOLTING TOOL ?

STEP 1 AND 2

Torque

- Select the power head cyclinder or T tool depending on torque required.

Application

- Select the right link depending on the power head cylinder chosen and the hexagonal bolt size required.

STEP 3

Pump

- Select the right pump depending on the torque required and the frequency of use.

STEP 4

Hose / Accessories

- Select the hose length and accessories depending on the application.

OR

+

+

+

HYDRAULIC BOLTING

These charts will help you to define your selection depending on the torque and hexagonal size needed for your application

LP CYLINDER TORQUE CHART

LP	MODEL	TORQUE ▶ ft.lbs	268	504	1075	1711	2360	3178	5250	6905	7125	14729	31760	43000	WEIGHT	
		Nm	363	683	1458	2320	3200	4308	7119	9362	9662	19970	43060	58308	lb	kg
	LP2														3,45	1,56
	LP4														5,8	2,63
	LP8														10,2	4,62
	LP16														15,5	7,03
	LP32														18	8,16
	LP48														19,4	8,8

LP LINKS HEX NUT CHART

LINKS	MODEL	HEX NUT SIZE ▶ in.	3/4"	7/8"	1-1/4"	1-5/8"	2-3/16"	2-3/8"	3-1/8"	4-1/2"	5"	6-1/8"	WEIGHT	
		mm	19	22	32	41	56	60	80	115	127	155	lb	kg
	2LPXX-YYY												2,20 - 3,50	1,00 - 1,58
	4LPXX-YYY												5,25 - 7,50	2,38 - 3,40
	8LPXX-YYY												11,40 - 14,10	5,17 - 6,39
	16LPXX-YYY												19,70 - 27,60	8,93 - 12,51
	32LPXX-YYY												32,00 - 99,00	14,50 - 44,90
	48LPXX-YYY												35,00 - 99,00	15,87 - 44,90

T SERIES TORQUE CHART

T series	MODEL	SQUARE DRIVE	TORQUE ▶ ft.lbs	197	468	816	1168	1304	1662	2971	3726	3800	4750	5300	7818	10368	22264	WEIGHT	
			Nm	267	635	1106	1584	1767	2254	4026	5052	7601	10932	7182	10593	14049	30168	lb	kg
	T1	¾"																5	2,7
	T3	1"																10	4,54
	T5	1-½"																17	7,71
	T8	1-½"																25	11,34
	T10	1-½"																30	13,61
	T25	2-½"																70	31,75

TOOLS PUMP

RECOMMENDATION FOR OPTIMAL USE

EXE-Serie	T1	T3	T5	T8	T10	T25	LP2	LP4	LP8	LP16	LP32	LP48
EXE-MINI	✓	✓					✓	✓				
EXE-MAX	✓	✓	✓	✓	✓		✓	✓	✓	✓		
EXE-MAX SUPER	✓	✓	✓	✓	✓	✓	✓	✓	✓	✓	✓	✓

EXA-Serie	T1	T3	T5	T8	T10	T25	LP2	LP4	LP8	LP16	LP32	LP48
EXA-MINI	✓	✓					✓	✓				
EXA-MAX	✓	✓	✓	✓	✓	✓	✓	✓	✓	✓	✓	✓

T SERIES:
Square drive hydraulic torque wrenches

Your industrial bolting applications require a hydraulic torque wrench that's powerful enough to consistently deliver accurate performance, even under the toughest conditions. TITAN T-Series hydraulic torque wrenches are designed to be stronger and longer-lasting than any other similar product on the market.

The Titan T-Series torque wrenches are powerful, accurate, durable, and efficient. Every Titan hydraulic torque wrench is cycle tested under load and then calibrated. Each hydraulic torque wrench has a calibration certificate with traceability to N.I.S.T. All testing equipment includes a calibration by NVLAP Accredited Calibration Laboratory.

The T Series Benefits

- Patented multi-axis Tru-Swivel
- Prevents hose kinking and increases ease of operation
- 360° Rotating reaction arm
- Excellent power to weight ratio



T series

SUPERIOR BOLTING SOLUTIONS
ROBUST, POWERFUL AND ACCURATE

MADE IN USA

FEATURES

- Certified torque accuracy of +/-3%.
- Robust Ratchet Mechanism assures High repeatability.
- Crafted from the highest quality aircraft-grade materials for ultimate strength and durability (AQ Grade 7075-T6 Light Alloy).
- Titan Piston system eliminates piston and cylinder damage due to over-stroke .
- Hard coat Anodized finish .
- Unique single-piece drive pawl design for ultimate accuracy and longevity.
- Components manufactured to ISO 9001/AS9100C:2009 standards.

T Series Dimensions

MODEL	DIMENSIONS																	
	L1		L2		H1		H2		R1		R2		R3		W1		W2	
	in	mm	in	mm	in	mm	in	mm	in	mm	in	mm	in	mm	in	mm	in	mm
T1	4,79	121,7	7,02	178,3	4,39	111,5	5,83	148,1	1,03	26,2	4,41	112	6,26	159	2,04	51,8	2,95	74,9
T3	6,24	158,5	9,26	235,2	5,95	151,1	7,44	189	1,37	34,8	5,77	146,6	8,26	209,8	2,63	66,8	3,89	98,8
T5	7,45	189,2	11,15	283,2	7,07	179,6	8,81	223,8	1,65	41,9	6,82	173,2	9,92	252	3,15	80	4,97	126,2
T8	8,36	212,3	12,58	319,5	8,08	205,2	9,82	249,4	1,87	47,5	7,72	196,1	11,19	284,2	3,58	90,9	5,4	137,2
T10	9,17	232,9	13,89	352,8	8,97	227,8	10,71	272	2,05	52,1	8,62	218,9	12,39	314,7	3,95	100,3	5,84	148,3
T25	12,52	318	18,57	471,7	11,95	303,5	13,69	347,7	2,77	70,4	11,4	291,1	16,52	419,6	5,25	133,4	7,85	199,4

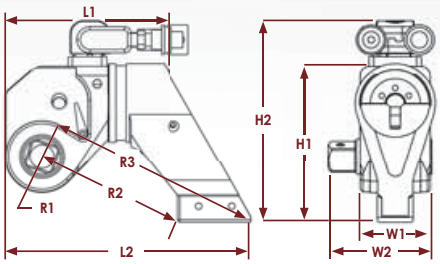

MODEL	PART NUMBER	SQUARE DRIVE	OPTIONAL SQUARE DRIVE SIZES	TORQUE		WEIGHT (INCL REACTION ARM)		ACCURACY
				ft.lb.	Nm			
				min - max	min - max	lbs	kg	%
T1	**615 155 0010**	3/4"	1/2 & 1	197 - 1304	267 - 1767	5	2.27	± 3%
T3	**615 155 0020**	1"	3/4 & 1 1/2	468 - 2971	635 - 4026	10	4.54	± 3%
T5	**615 155 0030**	1-1/2"	1 & 2 1/2	816 - 5300	1107 - 7182	17	7.71	± 3%
T8	**615 155 0040**	1-1/2"	1 & 2 1/2	1168 - 7818	1584 - 10593	25	11.34	± 3%
T10	**615 155 0050**	1-1/2"	1 & 2 1/2	1662 -10368	2254 - 14049	30	13.61	± 3%
T25	**615 155 0060**	2-1/2"	1 1/2 & 3 1/2	3726 - 22264	5052 - 30168	70	31.75	± 3%

RANGE OPTIONAL HEX DRIVES SIZES	
in	mm
3/8" to 1"	9 to 26
5/8" to 1-1/4"	16 to 32
1 to 1-1/2"	26 to 38
1-1/8" to 1-3/4"	28 to 45
1-1/4" to 2"	32 to 51
1-5/8" to 2-1/4"	41 to 57

LP series

SUPERIOR BOLTING SOLUTIONS
LOW PROFILE, VERSATILE AND POWERFUL

MADE IN USA

FEATURES

- Certified torque accuracy of +/- 3%
- The Titan WIDE TRACK ratchet tooth design distributes stress evenly, which provides a bigger contact area that deliver the strength to get the job done right every time.
- Crafted from the highest quality aircraft-grade material for ultimate strengh and durability (Aisi 4340 alloy steel)
- Low nose and flat design for extremely tight application accessibility
- Extremely versatile and light-weight

LP Series SuperThin® model

Extremely low profile hydraulic wrench, see details on page 43

LP series: Low Profile Hydraulic Torque Wrenches

For bolting applications that require powerful performance in tight spaces, Titan's LP Series hydraulic torque wrench gets the job done right.

The LP Series Hydraulic Torque Wrench is unique because of the "Wide Track" ratchet tooth design that distributes stress evenly, which provides a bigger contact area that delivers the strength to get the job done right every time. Each hydraulic torque wrench has a calibration certificate with traceability to N.I.S.T. All testing equipment is calibrated by NVLAP Accredited Calibration Laboratory.

The LP Series Benefits

- Patented Multi Axis Thru-Swivel prevents hose kinking and provides for ease of operation
- Flat design : Easy fit on the tightest bolt patterns
- Unique Wide-Track ratchet teeth
- Modular concept



LP Series and SuperThin® LP Series Dimensions

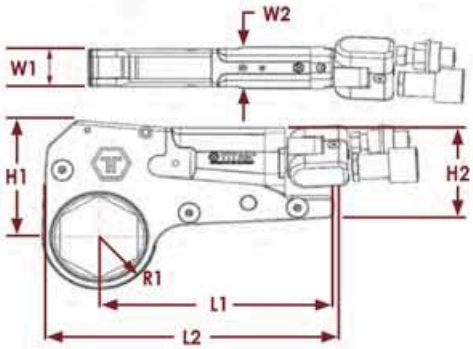

MODEL	DIMENSIONS											
	L1		L2		H1		H2		W1		W2	
	in	mm	in	mm	in	mm	in	mm	in	mm	in	mm
2LP	7	177,8	8,9	226,1	3,86	98	3,45	87,6	1,25	31,8	1,25	31,8
4LP	8,41	213,6	10,7	271,8	4,77	121,2	3,78	96	1,62	41,1	1,75	44,5
8LP	11,31	287,3	14,27	362,5	6,16	156,5	6,05	153,7	2,1	53,3	2,1	53,3
16LP	14	355,6	17,95	455,9	7,25	184,2	8,5	215,9	2,35	59,7	2,45	62,2
32LP	16	406,4	19,25	489	10,5	266,7	10,9	276,9	2,55	64,8	2,8	71,1
48LP	16	406,4	19,25	489	10,5	266,7	10,9	276,9	2,55	64,8	3,1	78,7
4LPST SuperThin	8,41	213,6	10,7	271,8	4,77	121,2	3,78	96	1	25.4	1.75	44.5

LP2 Cylinder + 2LP Links Specifications

Torque range:
268-1826 ft.lbs - 363-2476 Nm

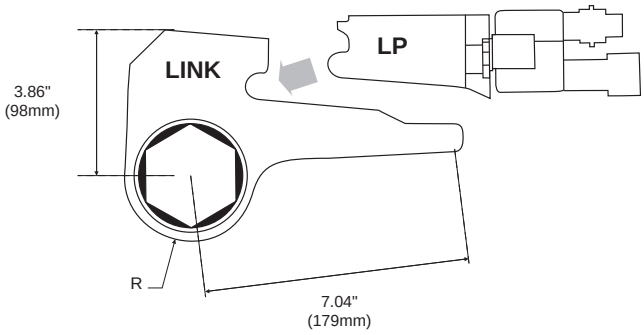

LP2

LOW PROFILE WRENCH

LP2 CYLINDER	2LP LINKS				R: RADIUS		TOTAL WEIGHT	
	LINKS PART NUMBER	DESIGNATION	HEX male	HEX in.	mm	in.	lbs	kg
615 155 0180 268-1826 ft.Lbs 363-2476 Nm	**615 812 2910**	2LP03-12 3/4"	19 mm	3/4"	25,9	1,02	5,6	2,56
	615 812 2920	2LP03-13 13/16"	21 mm	13/16"	25,9	1,02	5,6	2,56
	615 812 2930	2LP03-14 7/8"	22 mm	7/8"	25,9	1,02	5,6	2,56
	615 812 2940	2LP03-15 15/16"	24 mm	15/16	25,9	1,02	5,6	2,56
	615 812 2950	2LP03-100 1"	25 mm	1"	25,9	1,02	5,6	2,56
	615 812 2960	2LP03-101 1-1/16"	27 mm	1-1/16"	25,9	1,02	5,6	2,56
	615 812 2970	2LP03-102 1-1/8"	29 mm	1-1/8"	25,9	1,02	5,6	2,56
	615 812 2980	2LP04-103 1-3/16"	30 mm	1-3/16"	27,7	1,09	5,9	2,66
	615 812 2990	2LP04-104 1-1/4"	32 mm	1-1/4"	27,7	1,09	5,9	2,66
	615 812 3000	2LP05-105 1-5/16"	33 mm	1-5/16"	30,5	1,2	6,1	2,76
	615 812 3010	2LP05-106 1-3/8"	35 mm	1-3/8"	30,5	1,2	6,1	2,76
	615 812 3020	**2LP05-36 mm 1-5/12"**	**36 mm**	**1-5/12"**	**30,5**	**1,2**	**6,1**	**2,76**
	615 812 3030	2LP05-107 1-7/16"	37 mm	1-7/16"	30,5	1,2	6,1	2,76
	615 812 3040	2LP06-108 1-1/2"	38 mm	1-1/2"	33	1,3	6,3	2,86
	615 812 3050	2LP06-109 1-9/16"	40 mm	1-9/16"	33	1,3	6,3	2,86
	615 812 3060	**2LP06-110 1-5/8"**	**41 mm**	**1-5/8"**	**33**	**1,3**	**6,3**	**2,86**
	615 812 3070	2LP06-42 mm	42 mm		33	1,3	6,3	2,86
	615 812 3080	2LP07-111 1-11/16"	43 mm	1-11/16	35,8	1,41	6,5	2,96
	615 812 3090	2LP07-112 1-3/4"	44 mm	1-3/4"	35,8	1,41	6,5	2,96
	615 812 3100	2LP07-45 mm 1-7/9"	45 mm	1-7/9"	35,8	1,41	6,5	2,96
	615 812 3110	**2LP07-113 1-13/16"**	**46 mm**	**1-13/16**	**35,8**	**1,41**	**6,5**	**2,96**
	615 812 3120	2LP08-114 1-7/8"	47 mm	1-7/8"	38,6	1,52	6,7	3,06
	615 812 3130	2LP08-48 mm 1-8/9"	48 mm	1-8/9"	38,6	1,52	6,7	3,06
	615 812 3140	2LP08-115 1-15/16"	49 mm	1-15/16"	38,6	1,52	6,7	3,06
	615 812 3150	2LP08-50 mm 1-31/32"	50 mm	1-31/32"	38,6	1,52	6,7	3,06
	615 812 3160	2LP08-200 2"	51 mm	2"	38,6	1,52	6,7	3,06
	615 812 3170	2LP09-201 2-1/16"	52 mm	2-1/16"	41,4	1,63	7	3,16
	615 812 3180	2LP09-202 2-1/8"	54 mm	2-1/8"	41,4	1,63	7	3,16
	615 812 3190	**2LP09-55 mm 2-1/6"**	**55 mm**	**2-1/6"**	**41,4**	**1,63**	**7**	**3,16**
	615 812 3200	2LP09-203 2-3/16"	56 mm	2-3/16"	41,4	1,63	7	3,16
	615 812 3210	2LP10-204 2-1/4"	57 mm	2-1/4"	44,2	1,74	7	3,16
	615 812 3220	2LP10-58 mm 2-9/32"	58 mm	2-9/32"	44,2	1,74	7	3,16
	615 812 3230	2LP10-205 2-5/16"	59 mm	2-5/16"	44,2	1,74	7	3,16
	615 812 3240	**2LP10-206 2-3/8"**	**60 mm**	**2-3/8"**	**44,2**	**1,74**	**7**	**3,16**

LP SERIES

LP4

LOW PROFILE WRENCH

LP4 Cylinder + 4LP Links Specifications

Torque range:
504-3451 ft.lbs - 683-4680 Nm

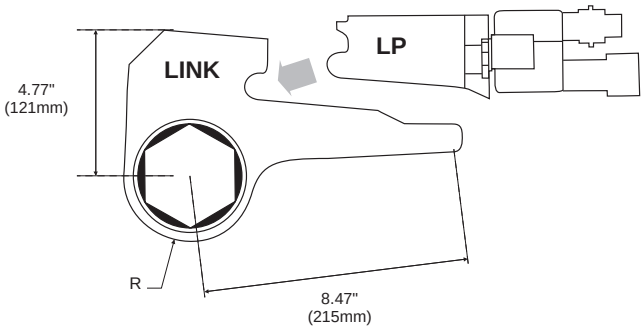

LP4 CYLINDER	4LP LINKS				R: RADIUS		TOTAL WEIGHT	
	LINKS PART NUMBER	DESIGNATION	HEX male	HEX in.	mm	in.	lbs	kg
615 155 0190 504-3451 ft.lbs 683-4680 Nm	**615 812 3250**	4LP03-100 1" - 25 mm	25 mm	1"	33,5	1,32	11	5,02
	615 812 3260	4LP03-101 1-1/16" - 27 mm	27 mm	1-1/16"	33,5	1,32	11	5,02
	615 812 3270	4LP03-102 1-1/8" - 29 mm	29 mm	1-1/8"	33,5	1,32	11	5,02
	615 812 3280	4LP03-103 1-3/16" - 30 mm	30 mm	1-3/16"	33,5	1,32	11	5,02
	615 812 3290	4LP03-104 1-1/4" - 32 mm	32 mm	1-1/4"	33,5	1,32	11	5,02
	615 812 3300	4LP03-105 1-5/16" - 33 mm	33 mm	1-5/16"	33,5	1,32	11	5,02
	615 812 3310	4LP03-34 mm 34 mm	34 mm		33,5	1,32	11	5,02
	615 812 3320	4LP03-106 1-3/8" - 35 mm	35 mm	1-3/8"	33,5	1,32	11	5,02
	615 812 3330	4LP03-36 Mm 1-5/12" - 36 mm	36 mm	1-5/12"	33,5	1,32	11	5,02
	615 812 3340	4LP03-107 1-7/16" - 37 mm	37 mm	1-7/16"	33,5	1,32	11	5,02
	615 812 3350	4LP04-108 1-1/2" - 38 mm	38 mm	1-1/2"	36,3	1,43	11,3	5,12
	615 812 3360	4LP04-109 1-9/16" - 40 mm	40 mm	1-9/16"	36,3	1,43	11,3	5,12
	615 812 3370	4LP04-110 1-5/8" - 41 mm	41 mm	1-5/8"	36,3	1,43	11,3	5,12
	615 812 3380	4LP05-42 mm 42 mm	42 mm		39,1	1,54	11,5	5,22
	615 812 3390	4LP05-111 1-11/16" - 43 mm	43 mm	1-11/16	39,1	1,54	11,5	5,22
	615 812 3400	4LP05-112 1-3/4" - 44 Mm	44 mm	1-3/4"	39,1	1,54	11,5	5,22
	615 812 3410	4LP05-45 mm 1-7/9" - 45 mm	45 mm	1-7/9"	39,1	1,54	11,5	5,22
	615 812 3420	4LP05-113 1-13/16"- 46 mm	46 mm	1-13/16	39,1	1,54	11,5	5,22
	615 812 3430	4LP06-114 1-7/8" - 47 mm	47 mm	1-7/8"	41,9	1,65	11,7	5,32
	615 812 3440	4LP06-48 mm 1-8/9" - 48 mm	48 mm	1-8/9"	41,9	1,65	11,7	5,32
	615 812 3450	4LP06-115 1-15/16" - 49 Mm	49 mm	1-15/16"	41,9	1,65	11,7	5,32
	615 812 3460	**4LP06-50 mm 1-31/32" - 50 mm**	**50 mm**	**1-31/32"**	**41,9**	**1,65**	**11,7**	**5,32**
	615 812 3470	4LP06-200 2" - 51 mm	51 mm	2"	41,9	1,65	11,7	5,32
	615 812 3480	4LP07-201 2-1/16" - 52 mm	52 mm	2-1/16"	44,4	1,75	11,9	5,42
	615 812 3490	4LP07-53 mm 53 mm	53 mm		44,4	1,75	11,9	5,42
	615 812 3500	4LP07-202 2-1/8" - 54 mm	54 mm	2-1/8"	44,4	1,75	11,9	5,42
	615 812 3510	**4LP07-55 mm 2-1/6" - 55 mm**	**55 mm**	**2-1/6"**	**44,4**	**1,75**	**11,9**	**5,42**
	615 812 3520	4LP07-203 2-3/16" - 56 mm	56 mm	2-3/16"	44,4	1,75	11,9	5,42
	615 812 3530	4LP08-204 2-1/4" - 57 Mm	57 mm	2-1/4"	47,2	1,86	12,1	5,52
	615 812 3540	4LP08-58 mm 2-9/32" - 58 mm	58 mm	2-9/32"	47,2	1,86	12,1	5,52
	615 812 3550	4LP08-205 2-5/16" - 59 mm	59 mm	2-5/16"	47,2	1,86	12,1	5,52
	615 812 3560	**4LP08-206 2-3/8" - 60 mm**	**60 mm**	**2-3/8"**	**47,2**	**1,86**	**12,1**	**5,52**
	615 812 3570	4LP09-207 2-7/16" - 62 mm	62 mm	2-7/16"	50	1,97	12,4	5,62
	615 812 3580	4LP09-208 2-1/2" - 63 mm	63 mm	2-1/2"	50	1,97	12,4	5,62
	615 812 3590	4LP09-64 mm 64 mm	64 mm		50	1,97	12,4	5,62
	615 812 3600	**4LP09-209 2-9/16" - 65 mm**	**65 mm**	**2-9/16"**	**50**	**1,97**	**12,4**	**5,62**
	615 812 3610	4LP10-210 2-5/8" - 67 mm	67 mm	2-5/8"	52,8	2,08	12,6	5,72
	615 812 3620	4LP10-211 2-11/16" - 68 mm	68 mm	2-11/16"	52,8	2,08	12,6	5,72
	615 812 3630	**4LP10-212 2-3/4" - 70 mm**	**70 mm**	**2-3/4"**	**52,8**	**2,08**	**12,6**	**5,72**
	615 812 3640	4LP11-213 2-13/16" - 71 mm	71 mm	2-13/16"	55,6	2,19	12,8	5,82
	615 812 3650	4LP11-214 2-7/8" - 73 mm	73 mm	2-7/8"	55,6	2,19	12,8	5,82
	615 812 3660	**4LP11-215 2-15/16" - 75 mm**	**75 mm**	**2-15/16"**	**55,6**	**2,19**	**12,8**	**5,82**
	615 812 3670	4LP12-300 3" - 76 mm	76 mm	3"	58,6	2,31	13	5,92
	615 812 3680	4LP12-301 3-1/16" - 78 mm	78 mm	3-1/16"	58,6	2,31	13	5,92
	615 812 3690	4LP12-302 3-1/8" - 79 mm	79 mm	3-1/8"	58,6	2,31	13	5,92
	615 812 3700	**4LP12-80 mm 3-3/20" - 80 mm**	**80 mm**	**3-3/20"**	**58,6**	**2,31**	**13**	**5,92**

LP Series SUPERTHIN® LINK

Extremely Low Profile Hydraulic Wrench

Torque range:
390-2900 ft.lbs - 530-3950 Nm

The LP Series SUPERTHIN® Benefits

- **LP Series Modular Concept**, compatible with the LP4 cylinder model
- Fits where others can't: smallest link radius available today
- Extremely versatile
- Accurate: uses concentric straps around the bolt

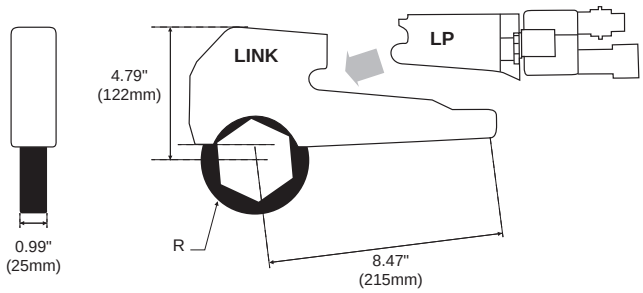

4LPST

SUPERTHIN® LINK

LP4 CYLINDER	ST LINKS				R: RADIUS		TOTAL WEIGHT	
	LINKS PART NUMBER	DESIGNATION	HEX male	HEX in.	mm	in.	lbs	kg
615 155 0190 504-3451 ft.lbs 683-4680 Nm	**615 812 8170**	ST LINK 4LP-ST-07-113	46 mm	1-13/16	43,9	1,73	10,2	4,62
	615 812 8180	ST LINK 4LP-ST-07-114	47 mm	1-7/8'	43,9	1,73	10,2	4,62
	615 812 8820	ST LINK 4LP-ST-07	50 mm		43,9	1,73	10,2	4,62
	615 812 8190	ST LINK 4LP-ST-07-200	51 mm	2'	43,9	1,73	10,6	4,82
	615 812 8200	ST LINK 4LP-ST-07-202	54 mm	2-1/8'	43,9	1,73	10,8	4,92
	615 812 8220	ST LINK 4LP-ST-07-M55	55 mm	2-1/6'	43,9	1,73	10,8	4,92
	615 812 8210	ST LINK 4LP-ST-07-203	56 mm	2-3/16'	43,9	1,73	11	5,02
	615 812 8530	ST LINK 4LP-ST-08-203	56 mm	2-3/16'	47,2	1,86	11,2	5,1
	615 812 8540	ST LINK 4LP-ST-08-206	60 mm	2-3/8'	47,2	1,86	11,2	5,1
	615 812 8240	ST LINK 4LP-ST-09-209	65 mm	2-9/16"	49,3	1,94	11,7	5,32
	615 812 8560	ST LINK 4LP-ST-10-212	70 mm	2-3/4"	52,6	2,07	11,8	5,37
	615 812 8260	ST LINK 4LP-ST-11-213	71 mm	2-13/16"	55,1	2,17	11,9	5,42
	615 812 8270	ST LINK 4LP-ST-11-215	75 mm	2-15/16"	55,1	2,17	11,9	5,42
	615 812 8280	ST LINK 4LP-ST-12-302	79 mm	3-1/8"	57,9	2,28	12,1	5,52
	615 812 8290	ST LINK 4LP-ST-12	80 mm	3-3/20"	57,9	2,28	12,1	5,52

Torque from
390 to 2900 ft.lbs
(530-3950 Nm)

Max Pressure
8000 Psi
(590 Bar)

LP SERIES

LP8

LOW PROFILE WRENCH

LP8 Cylinder + 8LP Links Specifications

Torque range:
1075-6905 ft.lbs - 1458-9362 Nm

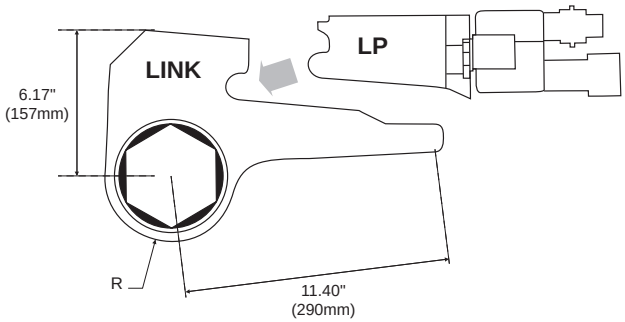

LP8 CYLINDER	8LP LINKS				R: RADIUS		TOTAL WEIGHT	
	LINKS PART NUMBER	DESIGNATION	HEX male	HEX in.	mm	in.	lbs	kg
615 155 0200 1075-6905 ft.lbs 1458-9362 Nm	**615 812 3710**	8LP03-113 1-13/16' - 46 mm	46 mm	1-13/16	43,2	1,7	11,4	5,17
	615 812 3720	8LP03-48 mm 48 mm	48 mm	1-8/9'	43,2	1,7	11,4	5,17
	615 812 3730	8LP03-50 mm 1-31/32' - 50 mm	50 mm	1-31/32'	43,2	1,7	11,4	5,17
	615 812 3740	8LP03-200 2' - 51 mm	51 mm	2'	43,2	1,7	11,4	5,17
	615 812 3750	8LP04-201 2-1/16# - 52 mm	52 mm	2-1/16'	46	1,81	11,6	5,27
	615 812 3760	8LP04-53 mm 53 mm	53 mm		46	1,81	11,6	5,27
	615 812 3770	8LP04-202 2-1/8# - 54 mm	54 mm	2-1/8'	46	1,81	11,6	5,27
	615 812 3780	8LP04-55 mm 2-1/16# - 55 mm	55 mm	2-1/6'	46	1,81	11,6	5,27
	615 812 3790	8LP05-203 2-3/16" - 56 mm	56 mm	2-3/16'	48,8	1,92	11,8	5,37
	615 812 3800	8LP05-204 2-1/4" - 57 mm	57 mm	2-1/4'	48,8	1,92	11,8	5,37
	615 812 3810	8LP05-205 2-5/16" - 59 mm	59 mm	2-5/16'	48,8	1,92	11,8	5,37
	615 812 3820	8LP06-206 2-3/8" - 60 mm	60 mm	2-3/8'	51,6	2,03	12	5,47
	615 812 3830	8LP06-207 2-7/16" - 62 mm	62 mm	2-7/16"	51,6	2,03	12	5,47
	615 812 3840	8LP06-208 2-1/2" - 63 mm	63 mm	2-1/2"	51,6	2,03	12	5,47
	615 812 3850	**8LP07-209 2-9/16"- 65 mm**	**65 mm**	**2-9/16"**	**54,4**	**2,14**	**12,3**	**5,57**
	615 812 3860	8LP07-210 2-5/8" - 67 mm	67 mm	2-5/8"	54,4	2,14	12,3	5,57
	615 812 3870	8LP07-211 2-11/16" - 68 mm	68 mm	2-11/16"	54,4	2,14	12,3	5,57
	615 812 3880	**8LP08-212 2-3/4" - 70 mm**	**70 mm**	**2-3/4"**	**57,2**	**2,25**	**12,5**	**5,67**
	615 812 3890	8LP08-213 2-13/16" - 71 mm	71 mm	2-13/16"	57,2	2,25	12,5	5,67
	615 812 3900	8LP08-214 2-7/8" - 73 mm	73 mm	2-7/8"	57,2	2,25	12,5	5,67
	615 812 3910	**8LP08-215 2-15/16"- 75 mm**	**75 mm**	**2-15/16"**	**57,2**	**2,25**	**12,5**	**5,67**
	615 812 3930	8LP09-300 3" - 76 mm	76 mm	3"	60,2	2,37	12,7	5,77
	615 812 3940	8LP09-77 mm 77 mm	77 mm	/	60,2	2,37	12,7	5,77
	615 812 3950	8LP09-301 3-1/16" - 78 mm	78 mm	3-1/16"	60,2	2,37	12,7	5,77
	615 812 3960	8LP09-302 3-1/8" - 79 mm	79 mm	3-1/8"	60,2	2,37	12,7	5,77
	615 812 3970	**8LP10-80 mm 3-3/20" - 80 mm**	**80 mm**	**3-3/20"**	**63,5**	**2,5**	**12,9**	**5,87**
	615 812 3980	8LP10-303 3-3/16" - 81 mm	81 mm	3-3/16"	63,5	2,5	12,9	5,87
	615 812 3990	8LP10-304 3-1/4" - 83 mm	83 mm	3-1/4"	63,5	2,5	12,9	5,87
	615 812 4000	8LP10-305 3-5/16" - 84 mm	84 mm	3-5/16"	63,5	2,5	12,9	5,87
	615 812 4010	**8LP10-85 mm 3-9/26" - 85 mm**	**85 mm**	**3-9/26"**	**63,5**	**2,5**	**12,9**	**5,87**
	615 812 4020	8LP10-306 3-3/8" - 86 mm	86 mm	3-3/8"	63,5	2,5	12,9	5,87
	615 812 4030	8LP11-307 3-7/16" - 87 mm	87 mm	3-7/16"	66,3	2,61	13,1	5,97
	615 812 4040	8LP11-308 3-1/2" - 89 mm	89 mm	3-1/2"	66,3	2,61	13,1	5,97
	615 812 4050	**8LP12-309 3-9/16" - 90 mm**	**90 mm**	**3-9/16"**	**68,8**	**2,71**	**13,4**	**6,07**
	615 812 4060	8LP12-310 3-5/8" - 92 mm	92 mm	3-5/8"	68,8	2,71	13,4	6,07
	615 812 4070	8LP12-311 3-11/16" - 94 mm	94 mm	3-11/16"	68,8	2,71	13,4	6,07
	615 812 4080	**8LP13-312 3-3/4"- 95 mm**	**95 mm**	**3-3/4"**	**71,6**	**2,82**	**13,6**	**6,17**
	615 812 4090	8LP13-313 3-13/16" - 97 mm	97 mm	3-13/16"	71,6	2,82	13,6	6,17
	615 812 4100	8LP13-314 3-7/8" - 98 mm	98 mm	3-7/8"	71,6	2,82	13,6	6,17
	615 812 4110	8LP14-315 3-15/16" - 100 mm	100 mm	3-15/16"	74,4	2,93	13,8	6,27
	615 812 4120	8LP14-400 4" - 101 mm	101 mm	4"	74,4	2,93	13,8	6,27
	615 812 4130	8LP14-102 mm 102 mm	102 mm	/	74,4	2,93	13,8	6,27
	615 812 4140	8LP14-401 4-1/16" - 103 mm	103 mm	4-1/16"	74,4	2,93	13,8	6,27
	615 812 4150	8LP14-402 4-1/8" - 105 mm	105 mm	4-1/8"	74,4	2,93	13,8	6,27
	615 812 4160	8LP15-403 4-3/16" - 106 mm	106 mm	4-3/16"	85,1	3,35	14,1	6,39
	615 812 4170	8LP15-404 4-1/4" - 108 mm	108 mm	4-1/4"	85,1	3,35	14,1	6,39
	615 812 4180	8LP15-405 4-5/16" - 110 mm	110 mm	4-5/16"	85,1	3,35	14,1	6,39
	615 812 4190	8LP15-406 4-3/8" - 111 mm	111 mm	4-3/8"	85,1	3,35	14,1	6,39
	615 812 4200	8LP15-407 4-7/16" - 113 mm	113 mm	4-7/16"	85,1	3,35	14,1	6,39
	615 812 4210	8LP15-408 4-1/2" - 114 mm	114 mm	4-1/2"	85,1	3,35	14,1	6,39
	615 812 4220	8LP15-115 mm 4-48/91" - 115 mm	115 mm	4-48/91"	85,1	3,35	14,1	6,39

LP16 Cylinder + 16LP Links Specifications

Torque range:
2360-14729 ft.lbs - 3200-19970 Nm

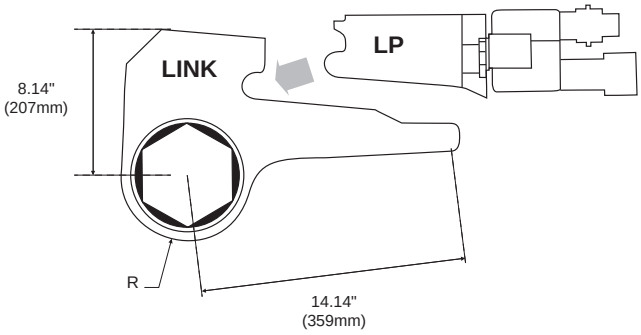

LP16

LOW PROFILE WRENCH

LP16 CYLINDER	16LP LINKS				R: RADIUS		TOTAL WEIGHT	
	LINKS PART NUMBER	DESIGNATION	HEX male	HEX in.	mm	in.	lbs	kg
615 155 0210 2360-14729 ft.lbs 3200-19970 Nm	**615 812 4230**	16LP02-206 2-3/8" - 60 mm	60 mm	2-3/8"	63	2,48	35,1	15,94
	615 812 4240	16LP02-208 2-1/2" - 63 mm	63 mm	2-1/2"	63	2,48	35,1	15,94
	615 812 4250	16LP02-209 2-9/16" - 65 mm	65 mm	2-9/16"	63	2,48	35,1	15,94
	615 812 4260	16LP02-210 2-5/8" - 67 mm	67 mm	2-5/8"	63	2,48	35,1	15,94
	615 812 4270	16LP02-211 2-11/16" - 68 mm	68 mm	2-11/16"	63	2,48	35,1	15,94
	615 812 4280	16LP05-212 2-3/4" - 70 mm	70 mm	2-3/4"	70,6	2,78	36,2	16,44
	615 812 4290	16LP05-213 2-13/16" - 71 mm	71 mm	2-13/16"	70,6	2,78	36,2	16,44
	615 812 4300	16LP05-214 2-7/8" - 73 mm	73 mm	2-7/8"	70,6	2,78	36,2	16,44
	615 812 4310	16LP05-215 2-15/16" - 75 mm	75 mm	2-15/16"	70,6	2,78	36,2	16,44
	615 812 4320	16LP05-300 3" - 76 mm	76 mm	3"	70,6	2,78	36,2	16,44
	615 812 4330	16LP05-301 3-1/16" - 78 mm	78 mm	3-1/16"	70,6	2,78	36,2	16,44
	615 812 4340	16LP05-302 3-1/8" - 79 mm	79 mm	3-1/8"	70,6	2,78	36,4	16,54
	615 812 4350	**16LP05-80MM 3-3/20" - 80 mm**	**80 mm**	**3-3/20"**	**70,6**	**2,78**	**36,4**	**16,54**
	615 812 4360	16LP05-303 3-3/16" - 81 mm	81 mm	3-3/16"	70,6	2,78	36,4	16,54
	615 812 4370	16LP05-304 3-1/4" - 83 mm	83 mm	3-1/4"	70,6	2,78	36,4	16,54
	615 812 4380	16LP06-305 3-5/16" - 84 mm	84 mm	3-5/16"	73,4	2,89	37,5	17,04
	615 812 4390	**16LP06-85MM 3-9/26" - 85 mm**	**85 mm**	**3-9/26"**	**73,4**	**2,89**	**37,5**	**17,04**
	615 812 4400	16LP06-306 3-3/8" - 86 mm	86 mm	3-3/8"	73,4	2,89	37,5	17,04
	615 812 4410	16LP06-307 3-7/16" - 87 mm	87 mm	3-7/16"	73,4	2,89	37,5	17,04
	615 812 4420	16LP06-308 3-1/2" - 89 mm	89 mm	3-1/2"	73,4	2,89	37,5	17,04
	615 812 4430	**16LP07-309 3-9/16" - 90 mm**	**90 mm**	**3-9/16"**	**76,2**	**3**	**38,6**	**17,54**
	615 812 4440	16LP07-310 3-5/8" - 92 mm	92 mm	3-5/8"	76,2	3	38,6	17,54
	615 812 4450	16LP07-311 3-11/16" - 94 mm	94 mm	3-11/16"	76,2	3	38,6	17,54
	615 812 4460	**16LP07-312 3-3/4" - 95 mm**	**95 mm**	**3-3/4"**	**76,2**	**3**	**38,6**	**17,54**
	615 812 4470	16LP08-313 3-13/16" - 97 mm	97 mm	3-13/16"	80,3	3,16	39,7	18,04
	615 812 4480	16LP08-314 3-7/8" - 98 mm	98 mm	3-7/8"	80,3	3,16	39,7	18,04
	615 812 4490	**16LP09-315 3-15/16" - 100 mm**	**100 mm**	**3-15/16"**	**83,3**	**3,28**	**40,8**	**18,54**
	615 812 4500	16LP09-400 4" - 101 mm	101 mm	4"	83,3	3,28	40,8	18,54
	615 812 4510	16LP09-102MM 102 mm	102 mm		83,3	3,28	40,8	18,54
	615 812 4520	16LP09-402 4-1/8" - 105 mm	105 mm	4-1/8"	83,3	3,28	40,8	18,54
	615 812 4550	**16LP11-405 4-5/16" - 110 mm**	**110 mm**	**4-5/16"**	**89,2**	**3,51**	**41,9**	**19,04**
	615 812 4580	16LP11-115 mm	115 mm	4-48/91"	89,2	3,51	41,9	19,04
	615 812 4590	16LP12-410 4-5/8" - 117 mm	117 mm	4-5/8"	92,2	3,63	42,9	19,52
	615 812 4600	16LP12-118MM 118 mm	118 mm		92,2	3,63	42,9	19,52
	615 812 4610	16LP12-411 4-11/16" - 119 mm	119 mm	4-11/16"	92,2	3,63	42,9	19,52

LP SERIES

LP32-48

LOW PROFILE WRENCH

LP32/48 Cylinder + 32LP Links Specifications
Torque range:
LP32: 5250-31760 ft.lbs - 7119-43060 Nm
LP48: 7125-43000 ft.lbs - 9662-58308 Nm

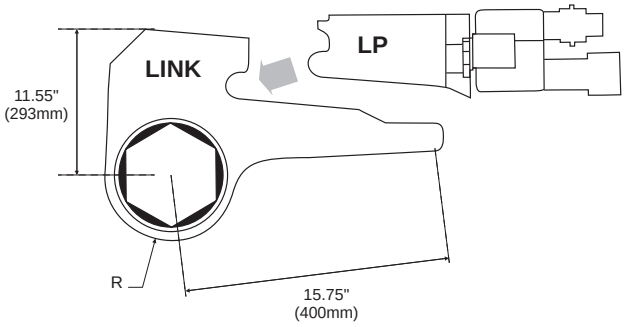

LP32/48 CYLINDER	32LP LINKS				R: RADIUS		TOTAL WEIGHT			
							LP32		LP48	
	LINKS PART NUMBER	DESIGNATION	HEX male	HEX in.	mm	in.	lbs	kg	lbs	kg
LP32 **615 155 0220** 5250-31760 ft.lbs 7119-44748 Nm	**615 812 4620**	32LP04-314 3-7/8# - 98 mm	98 mm	3-7/8”	93,5	3,68	49,8	22,64	51,2	23,28
	615 812 4630	32LP04-315 3-15/16# - 100 mm	100 mm	3-15/16”	93,5	3,68	49,8	22,64	53,4	23,28
	615 812 4640	32LP04-400 4# - 101 mm	101 mm	4”	93,5	3,68	49,8	22,64	55,6	23,28
	615 812 4650	32LP04-402 4-1/8# - 105 mm	105 mm	4-1/8'	93,5	3,68	49,8	22,64	57,8	23,28
	615 812 4660	32LP04-404 4-1/4# - 108 mm	108 mm	4-1/4”	93,5	3,68	49,8	22,64	60	23,28
	615 812 4670	32LP04-408 4-1/2# - 114 mm	114 mm	4-1/2”	93,5	3,68	52	23,64	64,4	24,28
	615 812 4680	32LP04-115MM 115 mm	115 mm	4-48/91”	93,5	3,68	52	23,64	66,6	24,28
	615 812 4690	32LP04-409 4-9/16# - 116 mm	116 mm	4-9/16”	93,5	3,68	52	23,64	68,8	24,28
	615 812 4700	32LP04-410 4-5/8# - 117 mm	117 mm	4-5/8”	93,5	3,68	52	23,64	71	24,28
	615 812 4710	32LP07-411 4-11/16# - 119 mm	119 mm	4-11/16”	101,9	4,01	63	28,64	84,2	29,28
	615 812 4720	32LP07-120MM 120 mm	120 mm		101,9	4,01	63	28,64	86,4	29,28
	615 812 4730	32LP10-120MM 120 mm	120 mm		101,9	4,01	74	33,64	99,6	34,28
	615 812 4740	32LP07-412 4-3/4# - 121 mm	121 mm	4-3/4”	101,9	4,01	63	28,64	90,8	29,28
	615 812 4750	32LP07-413 4-13/16# - 122 mm	122 mm	4-13/16”	101,9	4,01	63	28,64	93	29,28
	615 812 4760	32LP07-414 4-7/8# - 124 mm	124 mm	4-7/8”	101,9	4,01	63	28,64	95,2	29,28
	615 812 4770	32LP07-415 4-15/16# - 125 mm	125 mm	4-15/16”	101,9	4,01	67,4	30,64	101,8	31,28
	615 812 4780	32LP07-500 5# - 127 mm	127 mm	5”	101,9	4,01	67,4	30,64	104	31,28
LP48 **615 155 0230** 7125-43060 ft.lbs 9662-58308 Nm	**615 812 4790**	32LP07-501 5-1/16# - 128 mm	128 mm	5-1/16”	101,9	4,01	69,6	31,64	108,4	32,28
	615 812 4800	32LP10-502 5-1/8# - 130 mm	130 mm	5-1/8”	116,1	4,57	74	33,64	115	34,28
	615 812 4810	32LP10-503 5-3/16# - 132 mm	132 mm	5-3/16”	116,1	4,57	74	33,64	117,2	34,28
	615 812 4820	32LP10-504 5-1/4# - 133 mm	133 mm	5-1/4”	116,1	4,57	74	33,64	119,4	34,28
	615 812 4830	32LP10-505 5-5/16# - 135 mm	135 mm	5-5/16”	116,1	4,57	76,2	34,64	123,8	35,28
	615 812 4840	32LP10-506 5-3/8# - 136 mm	136 mm	5-3/8”	116,1	4,57	76,2	34,64	126	35,28
	615 812 4850	32LP10-508 5-1/2# - 138 mm	138 mm	5-7/16”	116,1	4,57	78,4	35,64	130,4	36,28
	615 812 4860	32LP10-140MM_140 mm	140 mm	5-1/2”	116,1	4,57	78,4	35,64	132,6	36,28
	615 812 4870	32LP12-145MM 145 mm	145 mm		128,3	5,05	85	38,64	141,4	39,28
	615 812 4880	32LP12-512 5-3/4' - 146 mm	146 mm	5-3/4”	128,3	5,05	87,2	39,64	145,8	40,28
	615 812 4890	32LP12-513 5-13/16' - 148 mm	148 mm	5-13/16”	128,3	5,05	91,6	41,64	152,4	42,28
	615 812 4900	32LP12-514 5-7/8' - 150 mm	150 mm	5-7/8”	128,3	5,05	96	43,64	159	44,28
	615 812 4910	32LP12-515 5-15/16' - 151 mm	151 mm	5-15/16”	128,3	5,05	99,3	45,14	164,5	45,78
	615 812 4920	32LP12-600 6" - 152 mm	152 mm	6"	128,3	5,05	104,8	47,64	172,2	48,28
	615 812 4930	32LP12-601 6-1/16" - 154 mm	154 mm	6-1/16”	128,3	5,05	107	48,64	176,6	49,28
	615 812 4940	32LP12-155MM 155 mm	155 mm		128,3	5,05	109,2	49,64	181	50,28
	615 812 4950	32LP12-602 6-1/8' - 156 mm	156 mm	6-1/8”	128,3	5,05	111,4	50,64	185,4	51,28
	615 812 4960	32LP12-160MM 160 mm	160 mm		128,3	5,05	116,7	53,04	192,9	53,68

TRI-HOLD® Backup Wrenches

With Titan TRI-HOLD backup wrenches, you can forget all your other backup wrenches. One tool fits multiple bolt sizes, so you no longer need a backup wrench for each nut size. Furthermore, the Titan backup wrench patented design is stronger and more versatile than any other backup wrench on the market, it has no moving parts for higher durability and ease of use.

The load is retained by the three flats of the triangle on the wrench. These flats are much stronger than the flats of a regular hexagonal key. The third flat of the triangle is retained by an adjustable screw which secures the nut for safer hands-free operation.

Loosening the screw allows quick removal, eliminating the need to hit the wrench and change the bolt load. The thicknesses of the walls are unchanged so the TRI-HOLD will fit in the toughest and hardest to reach places. One tool handles a multitude of hex sizes, saving you time and money.

MADE IN USA MADE IN

The TRI-HOLD® Benefits

- Safer, hands free operation
- Durable design
- Work on imperial and metric bolt
- One tool fits multiple sizes

TRI-HOLD® Dimensions

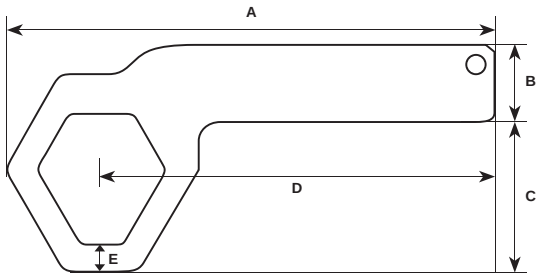

TRI-HOLD

TRI-HOLD

VERSATILE
DURABLE
SAFER

FEATURES

- One tool fits multiple bolt sizes
- Ajustable screw for hands-free operation
- Electroless nickel Plating
- Unique patented design

MODEL	PART NUMBER	BOLT SIZE RANGE		DIMENSIONS									
				A		B		C		D		E	
		in	mm	in	mm	in	mm	in	mm	in	mm	in	mm
TTH-1A	**615 812 2500**	1 to 1-5/8	26 to 41	7,4	188	1,18	30	2,34	59,4	6,03	153,2	0,39	9,9
TTH-2A	**615 812 2510**	1-3/8 to 2-1/16	35 to 55	9,19	233,4	1,68	42,7	2,99	75,9	7,52	191	0,39	9,9
TTH-3A	**615 812 2520**	1-3/4 to 2-11/16	44 to 69	12,23	310,6	1,97	50	3,78	96	9,85	250,2	0,75	19,1
TTH-4A	**615 812 2530**	2-1/16 to 3-3/8	54 to 86	15,12	384	2,46	62,5	4,6	116,8	12,24	310,9	0,81	20,6
TTH-5A	**615 812 2540**	2-11/16 to 4-3/16	68 to 107	18,26	463,8	3,06	77,7	5,71	145	14,73	374,1	1	25,4

ELECTRIC PUMPS

EXE-MINI

EXE-MAX

EXE-MAX SUPER

EXE SERIES

EXPRESS Series - EXE

Electric Hydraulic Torque Wrench Pumps

BENEFITS

- Robust
- Fast
- Quiet

FEATURES

- 3 Stage Piston design -Faster at working pressure.
- Quiet operation-Low noise emission
- Double scale gauge (psi/bar)

EXE MINI SPECIAL FEATURE

- Built-in thermometer (°F / °C) for oil temperature check

EXE MAX SPECIAL FEATURE

- Built-in lifting hook for superior portability

EXE MAX SUPER

- Built-in oil cooler, stabilizes oil viscosity, increasing oil life and reducing wear of pump
- Sturdy steel full protective frame for greater pump durability and stability on soft or uneven surfaces

2 port versions available
for EXE MAX and EXE MAX Super

Single port

4-tool port

EXE MODEL		CHANNEL	VOLTAGE (V)	FRE-QUENCY (HZ)	POWER		MAX OIL FLOW						WEIGHT		DIMENSIONS (L X W X H)						FRAME	CRANE	OIL COOLER	OIL TANK CAPACITY
							LOW PRESSURE		MEDIUM PRESS		HIGH PRESSURE													
MODEL	PART NUMBER				hp	kw	cu in/min	L/min	cu in/min	L/min	cu in/min	L/min	lbs	kg	in			mm						L
EXE-MINI-230SF1	615 156 0010	1	230	50/60	0.35	0.25	195	3.2	55	0.9	25	0.4	36.3	16.5	12.8	10.4	16.8	320	260	420	Small	NO	NO	3
EXE-MINI-100SF1	615 156 0020	1	100	50/60	0.35	0.25	195	3.2	55	0.9	25	0.4	36.3	16.5	12.8	10.4	16.8	320	260	420	Small	NO	NO	3
EXE-MINI-115SF1	615 156 0030	1	110/120	50/60	0.35	0.25	195	3.2	55	0.9	25	0.4	36.3	16.5	12.8	10.4	16.8	320	260	420	Small	NO	NO	3
EXE-MINI-110SF1	615 156 0040	1	110	50	0.35	0.25	195	3.2	55	0.9	25	0.4	36.3	16.5	12.8	10.4	16.8	320	260	420	Small	NO	NO	3
EXE-MAX-230-FFH1	615 156 0130	1	230	50/60	0.75	0.55	390	6.5	110	1.8	43	0.7	66	30	18	12	20	450	300	500	Full	YES	YES	7.5
EXE-MAX-230-FFH4	615 156 0140	4	230	50/60	0.75	0.55	390	6.5	110	1.8	43	0.7	66	30	18	12	20	450	300	500	Full	YES	YES	7.5
EXE-MAX-100-FFH1	615 156 0150	1	100	50/60	0.75	0.55	390	6.5	110	1.8	43	0.7	66	30	18	12	20	450	300	500	Full	YES	YES	7.5
EXE-MAX-100-FFH4	615 156 0160	4	100	50/60	0.75	0.55	390	6.5	110	1.8	43	0.7	66	30	18	12	20	450	300	500	Full	YES	YES	7.5
EXE-MAX-115-FFH1	615 156 0170	1	110/120	50/60	0.75	0.55	390	6.5	110	1.8	43	0.7	66	30	18	12	20	450	300	500	Full	YES	YES	7.5
EXE-MAX-115-FFH4	615 156 0180	4	110/120	50/60	0.75	0.55	390	6.5	110	1.8	43	0.7	66	30	18	12	20	450	300	500	Full	YES	YES	7.5
EXE-MAX-110-FFH1	615 156 0190	1	110	50	0.75	0.55	390	6.5	110	1.8	43	0.7	66	30	18	12	20	450	300	500	Full	YES	YES	7.5
EXE-MAX-110-FFH4	615 156 0200	4	110	50	0.75	0.55	390	6.5	110	1.8	43	0.7	66	30	18	12	20	450	300	500	Full	YES	YES	7.5
EXE-MAXS-230-FF1	615 156 0210	1	230	50/60	1.5	1.1	510	8.5	180	3.4	80	1.3	72.6	33	18	12.4	18	450	310	450	Full	NO	YES	7.5
EXE-MAXS-230-FF4	615 156 0220	4	230	50/60	1.5	1.1	510	8.5	180	3.4	80	1.3	72.6	33	18	12.4	18	450	310	450	Full	NO	YES	7.5
EXE-MAXS-115-FF1	615 156 0230	1	110/120	50/60	1.5	1.1	510	8.5	180	3.4	80	1.3	72.6	33	18	12.4	18	450	310	450	Full	NO	YES	7.5
EXE-MAXS-115-FF4	615 156 0240	4	110/120	50/60	1.5	1.1	510	8.5	180	3.4	80	1.3	72.6	33	18	12.4	18	450	310	450	Full	NO	YES	7.5
EXE-MAXS-110-FF1	615 156 0250	1	110	50	1.5	1.1	510	8.5	180	3.4	80	1.3	72.6	33	18	12.4	18	450	310	450	Full	NO	YES	7.5
EXE-MAXS-110-FF4	615 156 0260	4	110	50	1.5	1.1	510	8.5	180	3.4	80	1.3	72.6	33	18	12.4	18	450	310	450	Full	NO	YES	7.5

EXPRESS Series - EXA

Pneumatic Hydraulic Torque Wrench Pumps

BENEFITS

- Robust
- Powerful
- Quiet

FEATURES

- Explosion-proof air driven motor
- 3 Stage Piston design -Faster at working pressure.
- Double scale gauge (psi/bar)

EXA MINI SPECIAL FEATURE

- Built-in thermometer (°F / °C) for oil temperature check

EXA MAX SPECIAL FEATURE

- Sturdy steel full protective frame for greater pump durability and stability on soft or uneven surfaces

PNEUMATIC PUMPS

EXA-MINI

EXA-MAX
SINGLE PORT

EXA-MAX
4-TOOL PORT

EXA SERIES

EXA MODEL		CHANNEL	POWER		MAX OIL FLOW						WEIGHT		DIMENSIONS (L X W X H)						FRAME	CRANE	OIL COOLER	OIL TANK CAPACITY
					LOW PRESSURE		MEDIUM PRESS		HIGH PRESSURE													
MODEL	PART NUMBER	COUNTRY	hp	kw	cu in/min	L/min	cu in/min	L/min	cu in/min	L/min	lbs	kg	in			mm						L
EXAMINI-SF1	615 156 0280	1	1.55	1.12	275	4.5	86	1.4	32	0.5	41	19	12.2	11.5	16.5	310	292	420	Small	NO	NO	3
EXAMAX-FF1	615 156 0290	1	3.8	2.8	460	7.5	153	2.5	55	0.9	66	30	20.5	13.8	20	521	351	508	Full	NO	YES	7.5
EXAMAX-FF4	615 156 0300	4	3.8	2.8	460	7.5	153	2.5	55	0.9	66	30	20.5	13.8	20	521	351	508	Full	NO	YES	7.5

HYDRAULIC BOLTING

Accessories - Hydraulic tools

T SERIES ACCESSORIES

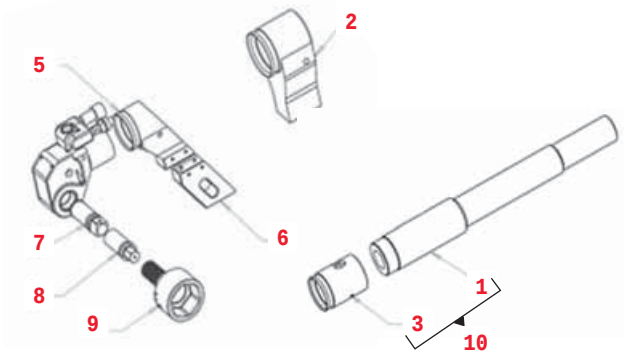

MODEL	ITEM	REF	DESCRIPTION	PART NUMBER
T1	1	T1-ALCA	Extended Alco Arm	615 812 8570
	2	T1-03-STUBBY-A	Stubby reaction Arm	615 565 7230
	3	T1-ALCS-A	Steel Sleeve assembly	615 548 2655
	5	T1-03A	Standard reaction arm	615 398 9955
	6	T1-43-300-A	Extended boot Assy	615 565 7185
	10	T1-ALCAS	Extended Alco arm and sleeve	615 812 8620
T3	1	T3-ALCA	Extended Alco Arm	615 812 8580
	2	T3-03-STUBBY-4	Stubby reaction Arm	615 565 7240
	3	T3-ALCS-A	Steel Sleeve assembly	615 548 2665
	5	T3-03A	Standard reaction arm	615 398 9965
	6	T3-43-300	Extended boot	615 565 7195
	10	T3-ALCAS	Extended Alco arm and sleeve	615 812 8630
T5	1	T5-ALCA	Extended Alco Arm	615 812 8590
	2	T5-03-STUBBY-A	Stubby reaction Arm	615 565 5310
	3	T5-ALCS-A	Steel Sleeve assembly	615 548 2675
	5	T5-03A	Standard reaction arm	615 398 9975
	6	T5-43-300	Extended boot	615 565 7205
	10	T5-ALCAS	Extended Alco arm and sleeve	615 812 8640
T8	1	T8-ALCA	Extended Alco Arm	615 812 8390
	2	T8-03-STUBBY-A	Stubby reaction Arm	615 565 7250
	3	T8-ALCS-A	Steel Sleeve assembly	615 548 2645
	5	T8-03A	Standard reaction arm	615 398 9985
	10	T8-ALCAS	Extended Alco arm and sleeve	615 812 8400
T10	1	T10-ALCSA	Extended Alco Arm	615 812 8600
	2	T10-ALCS-A	Steel Sleeve assembly	615 548 2685
	5	T10-03A	Standard reaction arm	615 398 9995
	10	T10-ALCAS	Extended Alco arm and sleeve	615 812 8650
T25	1	T25-ALCA	Extended Alco Arm	615 812 8610
	2	T25-ALCS-A	Steel Sleeve assembly	615 548 2695
	5	T25-03A	Standard reaction arm	615 399 0015
	10	T25-ALCAS	Extended Alco arm and sleeve	615 812 8660

	ON DEMAND ACCESSORIES
7	Square drive spline step up / step down
8	Direct hex driver
9	Direct socket

LP SERIES ACCESSORIES

MODEL	ITEM	REF	DESCRIPTION	PART NUMBER
LP2	1	LP2-ALC-A	Extended Alco Arm	615 812 8470
	2	LP2-FF	Reaction Paddle	615 812 8750
LP4	1	LP4-ALC-A	Extended Alco Arm	615 812 8480
	2	LP4-FF	Reaction Paddle	615 812 8760
LP8	1	LP8-ALC-A	Extended Alco Arm	615 812 8490
	2	LP8-FF	Reaction Paddle	615 812 8770
LP16	1	LP16-ALC-A	Extended Alco Arm	615 812 8500
	2	LP16-FF	Reaction Paddle	615 812 8780

	ON DEMAND ACCESSORIES
3	Hex reducer
4	Square drive adapter
5	Stack socket
6	Castellated stack socket
7	Hex drive adapter

STEEL TWINLINE HOSE ASSEMBLY

DESCRIPTION	SIZE		PART NUMBER
	ft	m	
10 ft / 3 m steel twinline hose assy	10	3	615 812 2420
15 ft / 4.5 m steel twinline hose assy	15	4.5	615 812 2430
20 ft / 6 m steel twinline hose assy	20	6	615 812 2440
25 ft / 7.5 m steel twinline hose assy	25	7.5	615 812 2450
30 ft / 9 m steel twinline hose assy	30	9	615 812 2460
40 ft / 12 m steel twinline hose assy	40	12	615 812 2470
50 ft / 15 m steel twinline hose assy	50	15	615 812 2480
100 ft / 30 m steel twinline hose assy	100	30	615 812 2490

OIL

DESCRIPTION	PART NUMBER
Hydraulic oil cp (5l-1,32gal)	615 812 2900

FASTENING



Pistol grip for horizontal applications or for better controllability

In-line shape for vertical applications

HOW TO SELECT YOUR FASTENING SCREWDRIVERS?

STEP 1
Applications
- Materials/ Fasteners
- Joint types
- Accuracy
- Torque/Speed
- Duty

STEP 2
Screws
- Shape
- Size
- Access
- Bits

STEP 3
Tools
- Clutch type
- Torque/Speed
- Handle type

CLUTCH TYPE

- **IMPACT CLUTCH (ROCKING DOG)**
  - Good on very soft joints providing high speed rundown
- **DIRECT DRIVE**
  - No clutch, directly driven bit
  - Stall torque regulated to air pressure
  - Easy to use by maintain
  - Ergonomic handling (light weight, size...)
- **POSITIVE CLUTCH**
  - Good for varying torque applications
  - Operator can force clutch engagement for higher torque
  - Excellent for wood applications
- **CUSHION CLUTCH**
  - High speed rundown
  - Torque output adjusted by spring tension
  - Clutch ratchets at preset torque
  - Easy to use, adjust and to maintain
- **SHUT-OFF CLUTCH**
  - Clutch shut-off at preset torque
  - Various speed models available
  - Torque adjustment for accurate tightening
  - Various shapes for all types of applications

CLUTCH TYPES	IMPACT	DIRECT	POSITIVE	CUSHION	SHUT-OFF
★★★ SUPER INDUSTRIAL		CP2754 CP2764		CP2816 - CP2817 CP2826 - CP2829	CP2003 - CP2005 CP2007 - CP2008 CP2010 - CP2012
★★ INDUSTRIAL MAINTENANCE AND PRODUCTION		CP2755 CP2765	CP2780	CP2623 - CP2612 CP780 - CP781 CP781	CP2611 CP2621 CP2622
★ GENERAL MAINTENANCE	CP2036 - CP2037 CP2041 - CP2042 CP2136 - CP2141				

SCREWDRIVER SELECTION

1. Types of Screws

Many types of screws are available and are selected depending on the applications and materials. In addition, thread geometry (insertion speed), and head imprint also influence the choice of the bits and the screwdrivers.

THE MAIN SCREWS TYPES ARE:	THE TYPE OF IMPRINT MAY BE...
METRIC Generally used with nuts and threaded holes.	**SLOTTED** Mainly used in the wood, eye-glasses, electronics sectors, etc.
SELF-THREADING These form the thread and tighten at the same time. The thread is created by deformation of the material, making this kind of screw particularly suitable for plastic, wood and other lightweight materials.	**CROSS-SLOTTED (PHILIPS-POZIDRIVE)** Used on plastic, sheet metal and wood; the cross-slot improves the connection between screw and screwdriver.
SELF-TAPPING These are metric screws with special grooves on their threaded shanks which allow the shavings created during tightening to be removed.	**TORX** This transmits higher torque levels with lower axial thrust. The imprint offers a larger surface contact and effective connection with minimum clearance.
THREE-LOBE These are metric screws that tap through the special lobe shape of the shank, thereby deforming the material rather than removing it.	**HEX SOCKET SCREW (Allen screw)** Normally with metric pitch, it can be used in small spaces.
SELF-DRILLING These are self-threading screws with a special "drill" tip that makes the hole during drilling.	**HEX HEAD** Used in many sectors, both in the metric and in the self-threading and self-drilling versions etc. Particularly effective for high tightening torque levels.
THE SCREWS CAN BE FITTED WITH:	
BUILT-IN FLAT WASHER This improves the quality of tightening and makes tightening cycle times quicker.	**KNURLED WASHER UNDER THE HEAD** Fixed or mobile, it reduces the chances of the screw from accidentally loosening.

2. Screws Selection Charts

Fastener Torque Values for metric screws:

	ISO MACHINE SCREWS					THREAD FORMING/ ROLLING SCREWS
GRADES	4.6	5.8	8.8	10.9	12.9	8.8
THREAD SIZE	RECOMMENDED TORQUE (Nm)					RECOMMENDED TORQUE (Nm)
M1.6	0.07	0.12	0.19	-	-	-
M2	0.15	0.24	0.38	-	-	0.5
M2.2	0.19	0.31	0.51	-	-	-
M2.5	0.28	0.48	0.77	-	-	-
M3	0.51	0.85	1.4	1.9	2.3	1.4
M3.5	0.8	1.34	2.2	3.0	3.6	-
M4	1.2	2.0	3.2	4.5	5.4	3.2
M5	2.4	4.0	6,4	9.0	10.7	6.5
M6	4.1	6.8	10.9	15.3	18.3	11
M8	9.8	16.3	26.1	36.8	44.1	26
M10	19.3	32.2	51.5	72	86.9	52
M12	33.6	56	90	126	151	91

For non metric threads, please use the following data as a guide:

THREAD SIZE	QUALITY P		QUALITY S		QUALITY T	
In.	Nm	lbf ft	Nm	lbf ft	Nm	lbf ft
1/4	5.4	4.0	10	7.6	11	8,2
5/16	11.2	8.3	21	15.7	23	17.0
3/8	20.0	14.7	38	27.9	41	30.2
7/16	32.0	23.5	61	44.8	85	48.3
1/2	48.8	36.0	93	68.4	100	73.8

3. Screwdrivers Torque and Speed range

STRAIGHT OR PISTOL	TYPE OF CLUTCH	MODEL	TORQUE RANGE ft.lbs (Nm)	FREE SPEED rpm	START
	IMPACT	CP2136		10,000	LEVER
	IMPACT	CP2141		13,000	TRIGGER
	IMPACT	CP2036		10,000	LEVER
	IMPACT	CP2037		10,000	LEVER
	IMPACT	CP2041		15,000	TRIGGER
	IMPACT	CP2042		5,600	TRIGGER
	DIRECT	CP2754		1,450	TRIGGER
	DIRECT	CP2755		2,200	TRIGGER
	DIRECT	CP2764		600	TRIGGER
	DIRECT	CP2765		900	TRIGGER
	POSITIVE	CP2780		2,100	TRIGGER
	CUSHION	CP780		1,800	TRIGGER
	CUSHION	CP781		800	TRIGGER
	CUSHION	CP782		1,800	LEVER
	CUSHION	CP783		2,000	LEVER
	CUSHION	CP2828	NEW	1,300	LEVER
	CUSHION	CP2829	NEW	900	LEVER
	CUSHION	CP2623		1,700	LEVER
	CUSHION	CP2816	NEW	1,800	TRIGGER
	CUSHION	CP2817	NEW	800	TRIGGER
	CUSHION	CP2612		1,700	TRIGGER
	SHUT-OFF	CP2005		1,100	PUSH
	SHUT-OFF	CP2611		1,000	TRIGGER
	SHUT-OFF	CP2010		1,470	PUSH
	SHUT-OFF	CP2003		1,100	PUSH
	SHUT-OFF	CP2012		1,470	LEVER
	SHUT-OFF	CP2007		1,100	PUSH
	SHUT-OFF	CP2008		1,100	LEVER
	SHUT-OFF	CP2622		1,700	PUSH
	SHUT-OFF	CP2621		1,000	PUSH

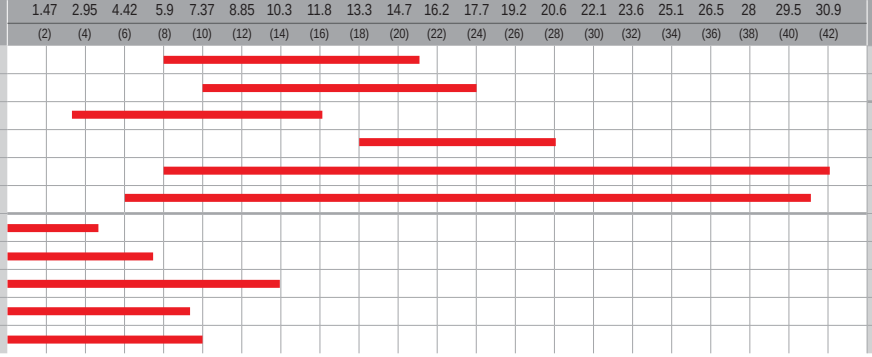

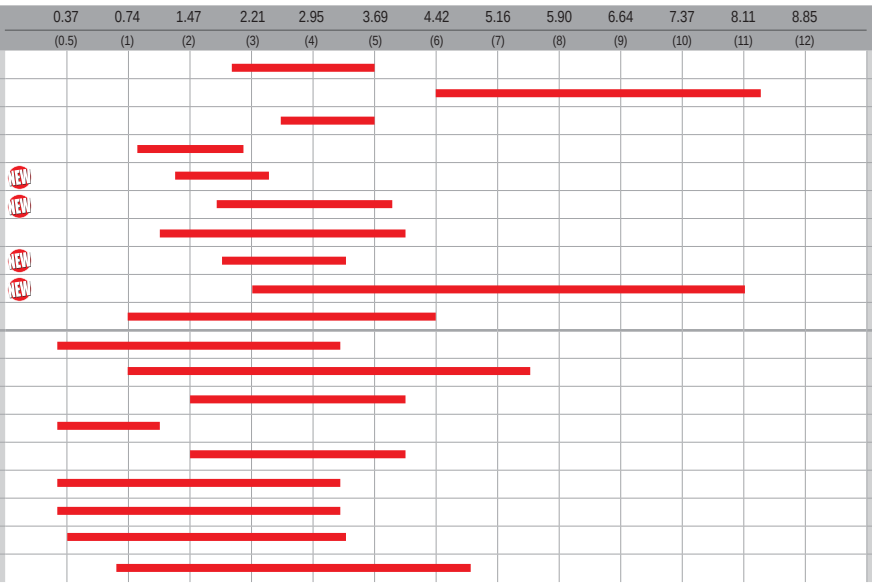

Impact Clutch Screwdrivers

CP2136

10,000 RPM

COMPACT, FAST & EASY TO USE

FEATURES
- 1/4" Hex quick change
- Double rocking dog clutch
- Single hard reverse

BENEFITS
- Compact & Lightweight
- Low air consumption for a better efficiency
- Excellent for various MRO applications

CP2141

13,000 RPM

COMPACT, FAST & EASY TO USE

FEATURES
- 1/4" Hex bits
- Double rocking dog clutch
- Single hard reverse

BENEFITS
- Compact & Lightweight
- Low noise level for operator comfort
- Excellent for various MRO applications

CP2141

See accessories on pages 61-62

GENERAL MAINTENANCE | INDUSTRIAL MAINTENANCE & PRODUCTION | SUPER INDUSTRIAL

MODEL	PART NUMBER	OUTPUT HEX	FREE SPEED	MIN TORQUE		MAX TORQUE		NET WEIGHT		LENGTH		FREE SPEED AIR CONS.		VIBRATION LEVEL ISO 28927 (m/s²)		SOUND PRESS.	SOUND POWER	AIR INLET
		in.	rpm	ft.lb	Nm	ft.lb	Nm	lb	kg	in.	mm	cfm	l/s	a	K	ISO 15744 - dB(A)		in.
CP2136	**894 102 1360**	1/4	10,000	5.9	8.0	15.5	21.0	1.5	0.7	7.3	185	8.8	4.2	7.4	2.8	89	100	1/4
CP2141	**894 102 1410**	1/4	13,000	7.4	10.0	17.7	24.0	1.9	0.9	5.6	143	18.1	8.5	5.3	2.1	77	88	1/4

All models: Hose int. 3/8" (10mm) - @90 PSI (@6.3 Bar)

Listed specifications are for reference only. Please check documents in each tool.

Impact Clutch Screwdrivers

CP2041

15,000 RPM

FAST & FURIOUS

FEATURES
- Double rocking dog clutch
- Reversible
- Suspension bail included

BENEFITS
- High Torque and High Speed
- Comfortable handling with Ergo-grip
- Operator comfort with single handed

CP2042

5,600 RPM

COMPACT
& HIGH TORQUE

FEATURES
- Double rocking dog clutch
- Reversible
- Suspension bail included

BENEFITS
- High power delivered with controlled speed
- Comfortable handling with Ergo-grip
- Operator comfort with single handed

CP2036

10,000 RPM

CP2037
Same features as CP2036 with higher torque

LOW NOISE &
LIGHTWEIGHT

FEATURES
- Double rocking dog clutch
- Built-in power regulator
- Ergonomic with suspension bail

BENEFITS
- Low noise & lightweight
- Quick torque adjustment
- Excellent for soft type materials



See accessories on pages 61-62

GENERAL MAINTENANCE | INDUSTRIAL MAINTENANCE & PRODUCTION | SUPER INDUSTRIAL

MODEL	PART NUMBER	OUTPUT HEX	FREE SPEED	MIN TORQUE		MAX TORQUE		NET WEIGHT		LENGTH		FREE SPEED AIR CONS.		VIBRATION LEVEL ISO 28927 (m/s²)		SOUND PRESS.	SOUND POWER	AIR INLET
		in.	rpm	ft.lb	Nm	ft.lb	Nm	lb	kg	in.	mm	cfm	l/s	a	k	ISO 15744 - dB(A)		in.
CP2036	**615 192 2036**	1/4	10,000	2.5	3.4	11.8	16.0	1.7	0.8	8.2	207	13.0	6.1	<2.5	-	83	94	1/4
CP2037	**615 192 2037**	1/4	10,000	13.3	18.0	20.7	28.0	1.8	0.8	8.2	207	13.0	6.1	<2.5	-	88	99	1/4
CP2041	**615 192 2041**	1/4	15,000	5.9	8.0	31.0	42.0	2.3	1.0	5.9	152	27.0	12.7	3.1	1.3	88	99	1/4
CP2042	**615 192 2042**	1/4	5,600	4.4	6.0	30.2	41.0	2.3	1.0	5.9	152	27.0	12.7	6.6	3.3	88	99	1/4

All models: Hose int. 3/8" (10mm) - @90 PSI (@6.3 Bar)

Listed specifications are for reference only. Please check documents in each tool.

Positive Clutch & Direct Drive Screwdrivers

CP2780 ★★ — 2,100 RPM

COMPACT & HIGH SPEED POSITIVE CLUTCH

FEATURES
- Reverse control at the trigger
- Progressive trigger
- Rubber grip

BENEFITS
- Perfectly designed for wood applications
- Operator can control clutch engagement for higher torque
- Good for prevailing torque applications

CP2755 ★★ — 2,200 RPM

HIGH-SPEED DIRECT DRIVE

CP2765
Similar features as CP2755 with higher torque

FEATURES
- Reverse control at the trigger
- Rubber grip
- Progressive trigger

BENEFITS
- Good for soft draw applications
- Fast screw rundown
- Compact & easy handling

IDEAL FOR USE WITH STUD CLEANERS (PG. 61) TO IMPROVE THE CLAMPING FORCE OF TIGHTENING

CP2755

CP2764 ★★★ — 600 RPM

QUIET VERSION 80 dB(A)

DURABLE & LOW NOISE FOR INTENSIVE APPLICATIONS

CP2754
Same features as CP2764 with higher speed

FEATURES
- Reliable motor & components
- Durable Aluminum Body
- Progressive trigger

BENEFITS
- Robust construction & Simple maintenance
- Comfortable handling and noise level only (77dB(A))
- Powerful & continuous screw penetration

See accessories on pages 61-62

★ GENERAL MAINTENANCE ★★ INDUSTRIAL MAINTENANCE & PRODUCTION ★★★ SUPER INDUSTRIAL

MODEL	PART NUMBER	OUTPUT HEX	FREE SPEED	MAX TORQUE		NET WEIGHT		LENGTH		FREE SPEED AIR CONS.		VIBRATION LEVEL ISO 28927 (m/s²)		SOUND PRESS.	SOUND POWER	AIR INLET
		in.	rpm	ft.lb	Nm	lb	kg	in.	mm	cfm	l/s	a	k	ISO 15744 - dB(A)		in.
CP2754	**615 192 2754**	1/4	1,450	3.7	5.0	2.0	0.9	8.3	210	17.0	8.0	<2.5	-	77	88	1/4
CP2755	**615 192 2755**	1/4	2,200	5.4	7.3	2.3	1.0	6.3	160	29.7	14.0	<2.5	-	90	101	1/4
CP2764	**615 192 2764**	1/4	600	10.3	14.0	2.2	1.0	9.0	228	17.0	8.0	<2.5	-	77	88	1/4
CP2765	**615 192 2765**	1/4	900	6.6	9.0	2.6	1.2	7.0	178	29.7	14.0	<2.5	-	99	110	1/4
CP2780	**615 192 2780**	1/4	2,100	7.4	10.0	2.4	1.1	6.5	164	29.7	14.0	<2.5	-	89	100	1/4

All models: Hose int. 3/8" (10mm) - @90 PSI (@6.3 Bar)

Listed specifications are for reference only. Please check documents in each tool.

Cushion Clutch Screwdrivers

CP780

1,800 RPM

HIGH SPEED & ROBUST

FEATURES
- External clutch adjustment
- Built-in 1/4" Female Hex quick-change
- Convenient single handed forward/reverse

BENEFITS
- High speed fastening for greater productivity
- Reliable & easy-to-adjust cushion clutch
- Ideal tool for general repair, wood, PVC & refurbishing applications

CP782

1,800 RPM

CP783

Same features as CP782 with higher speed and lightweight

HIGH TORQUE & ROBUST

FEATURES
- External clutch adjustment
- Convenient single handed forward/reverse valve
- Progressive lever start and suspension bail

BENEFITS
- Reliable cushion clutch
- Comfortable use thanks to low weight
- Ideal tool for general assembly operations on metal, wood, PVC, or any repair applications

CP781

800 RPM

HIGH TORQUE & ROBUST

FEATURES
- External clutch adjustment
- Built-in 1/4" Female Hex quick-change
- Convenient single handed forward/reverse

BENEFITS
- Reliable & easy-to-adjust cushion clutch for powerful fastening
- Robust aluminum body & steel clutch housing
- Ideal tool for general assembly, metal, wood, PVC and refurbishing applications

See accessories on pages 61-62

GENERAL MAINTENANCE | INDUSTRIAL MAINTENANCE & PRODUCTION | SUPER INDUSTRIAL

MODEL	PART NUMBER	OUTPUT HEX	FREE SPEED	MIN TORQUE		MAX TORQUE		NET WEIGHT		LENGTH		FREE SPEED AIR CONS.		VIBRATION LEVEL ISO 28927 (m/s²)		SOUND PRESS.	SOUND POWER	AIR INLET
		in.	rpm	ft.lb	Nm	ft.lb	Nm	lb	kg	in.	mm	cfm	l/s	a	k	ISO 15744 - dB(A)		in.
CP780	**T025095**	1/4	1,800	2.1	2.8	3.7	5.0	2.5	1.1	8.3	210	25.0	11.6	2.9	1.4	98	109	1/4
CP781	**T025096**	1/4	800	4.6	6.2	8.4	11.3	3.0	1.4	8.9	226	25.0	11.8	<2.5	-	100	111	1/4
CP782	**T025097**	1/4	1,800	2.6	3.5	3.7	5.0	2.5	1.1	9.6	245	16.1	7.6	<2.5	-	94	105	1/4
CP783	**T025098**	1/4	2,000	0.8	1.1	2.1	2.8	1.3	0.6	8.9	226	9.0	4.2	<2.5	-	88	99	1/4

All models: Hose int. 3/8" (10mm) - @90 PSI (@6.3 Bar)

Listed specifications are for reference only. Please check documents in each tool.

Cushion Clutch Screwdrivers

CP2623 ★★

1,800 RPM

80 dB(A) QUIET VERSION

EXTREMELY COMPACT
& PRODUCTIVE

FEATURES
- Single handed reverse button
- Keyless Torque setting adjustment
- Color rings for torque identification

BENEFITS
- Productive at 1,800 rpm
- Compact for easy access
- Low noise & vibration for operator comfort

CP2612 ★★★

1,700 RPM

VERY COMPACT,
COMFORTABLE & VERSATILE

80 dB(A) QUIET VERSION

FEATURES
- 3 air inlets for greater versatility
- Keyless Torque setting adjustment
- Color rings for torque identification

BENEFITS
- Fast at 1,700 rpm
- Compact for easy access
- Low noise & vibration for operator comfort

CP2612

SPEED IS KEY TO IMPROVE PRODUCTIVITY WITH CUSHION CLUTCH MODELS

See accessories on pages 61-62

★ GENERAL MAINTENANCE ★★ INDUSTRIAL MAINTENANCE & PRODUCTION ★★★ SUPER INDUSTRIAL

MODEL	PART NUMBER	OUTPUT HEX	FREE SPEED	MIN TORQUE		MAX TORQUE		NET WEIGHT		LENGTH		FREE SPEED AIR CONS.		VIBRATION LEVEL ISO 28927 (m/s²)		SOUND PRESS.	SOUND POWER	AIR INLET
		in.	rpm	ft.lb	Nm	ft.lb	Nm	lb	kg	in.	mm	cfm	l/s	a	k	ISO 15744 - dB(A)		in.
CP2612	**615 192 2612**	1/4	1,700	0.7	1.0	4.4	6.0	2.0	0.9	7.5	190	21.2	10.0	<2.5	-	77	88	1/4
CP2623	**615 192 2623**	1/4	1,800	1.1	1.5	4.1	5.5	1.8	0.8	8.2	207	27.8	13.1	<2.5	-	78	89	1/4

All models: Hose int. 3/8" (10mm) - @90 PSI (@6.3 Bar)

Listed specifications are for reference only. Please check documents in each tool.

Cushion Clutch screwdrivers

CP2816 ★★★

1,800 RPM

NEW

FOR INTENSIVE USE

FEATURES
- Robust aluminium housing
- Comfortable rubber grip
- Convenient single handed fwd/rev operation

BENEFITS
- Durable mechanism
- Quick torque setting
- Good for many applications

CP2817 ★★★

800 RPM

NEW

FOR MRO AND ASSEMBLY

FEATURES
- Up to 6.3 ft.lbs (8.5 Nm)
- Comfortable rubber grip
- Convenient single handed fwd/rev operation

BENEFITS
- Robust aluminium housing
- Comfortable rubber grip

CP2828 ★★★

1,300 RPM

NEW

CP2829

Similar features as CP2228 with higher torque

INDUSTRIAL & SLIM

FEATURES
- Small diameter - good grip
- High speed
- Low noise and vibration level

BENEFITS
- Robust aluminium housing
- Comfortable rubber grip
- Convenient single handed fwd/rev operation

See accessories on pages 61-62

★ GENERAL MAINTENANCE ★★ INDUSTRIAL MAINTENANCE & PRODUCTION ★★★ SUPER INDUSTRIAL

MODEL	PART NUMBER	OUTPUT HEX	FREE SPEED	MIN TORQUE		MAX TORQUE		NET WEIGHT		LENGTH		FREE SPEED AIR CONS.		VIBRATION LEVEL ISO 28927 (m/s²)		SOUND PRESS.	SOUND POWER	AIR INLET
		in.	rpm	ft.lb	Nm	ft.lb	Nm	lb	kg	in.	mm	cfm	l/s	a	k	ISO 15744 - dB(A)		in.
CP2816	**615 163 0020**	1/4	1,800	1.8	2.5	3.4	4.6	1.8	0.8	7.9	200	28.2	13.3	5.2	1.2	84	95	1/4
CP2817	**615 163 0030**	1/4	800	2.2	3.0	7.0	9.5	1.8	0.8	7.9	200	28.4	13.4	6.6	1.2	84	95	1/4
CP2828	**615 163 0040**	1/4	1,300	1.3	1.8	2.4	3.2	2.9	1.3	7.5	190	14.8	7.0	0.3	0.8	73	84	1/4
CP2829	**615 163 0050**	1/4	900	1.8	2.5	3.8	5.2	2.9	1.3	7.5	190	14.8	7.0	0.3	0.8	73	84	1/4

All models: Hose int. 3/8" (10mm) - @90 PSI (@6.3 Bar)

Listed specifications are for reference only. Please check documents in each tool.

Shut-Off Clutch Screwdrivers

CP2621 ★★

1,000 RPM

80 dB(A) QUIET VERSION

EASY HIGH TORQUE SETTING FOR VARIOUS ACCURATE TYPES OF ASSEMBLY

FEATURES
- Straight Push-to-start operation
- Keyless Torque setting adjustment
- Color rings for torque identification

BENEFITS
- Versatile thanks to wide & high torque range
- Low Noise for operator comfort
- Excellent accuracy for various applications

CP2622 ★★

1,700 RPM

80 dB(A) QUIET VERSION

PRODUCTIVE, ACCURATE & COMFORTABLE

FEATURES
- Convenient single handed fwd/rev operation
- Keyless Torque setting adjustment
- Color rings for torque identification

BENEFITS
- Productivity thanks to high speed
- Easy to operate thanks to ergonomics features
- Excellent accuracy for versatile applications

CP2611 ★★

1,000 RPM

PRODUCTIVE & ACCURATE PISTOL SHUT-OFF

FEATURES
- 3 air inlets for greater versatility
- Keyless Torque setting adjustment
- Color rings for torque identification

BENEFITS
- Versatile thanks to wide & high torque range
- Limited Noise level for operator comfort
- Excellent accuracy & easy torque adjustment

CP2611

WITH 3 AIR INLETS, THIS CP2611 CAN BE USED IN VERTICAL AND HORIZONTAL APPLICATIONS

See accessories on pages 61-62

★ GENERAL MAINTENANCE ★★ INDUSTRIAL MAINTENANCE & PRODUCTION ★★★ SUPER INDUSTRIAL

MODEL	PART NUMBER	OUTPUT HEX	FREE SPEED	MIN TORQUE		MAX TORQUE		NET WEIGHT		LENGTH		FREE SPEED AIR CONS.		VIBRATION LEVEL ISO 28927 (m/s²)		SOUND PRESS.	SOUND POWER	AIR INLET
		in.	rpm	ft.lb	Nm	ft.lb	Nm	lb	kg	in.	mm	cfm	l/s	a	k	ISO 15744 - dB(A)		in.
CP2611	**615 192 2611**	1/4	1,000	0.7	1.0	5.5	7.5	2.4	1.1	9.3	235	21.2	10.0	<2.5	-	80	91	1/4
CP2621	**615 192 2621**	1/4	1,000	0.6	0.8	4.8	6.5	1.8	0.8	9.1	232	30.9	14.6	<2.5	-	76	87	1/4
CP2622	**615 192 2622**	1/4	1,700	0.4	0.5	3.3	4.5	1.8	0.8	9.1	232	29.0	13.7	<2.5	-	75	86	1/4

All models: Hose int. 3/8" (10mm) - @90 PSI (@6.3 Bar)

Listed specifications are for reference only. Please check documents in each tool.

Shut-Off Clutch Screwdrivers

CP2005 ★★★

1,100 RPM

80 dB(A) QUIET VERSION

THE MOST ROBUST & DURABLE PISTOL

FEATURES
- Robust aluminum body
- Progressive trigger
- Convenient single handed fwd/rev operation

BENEFITS
- Accurate & reliable clutch
- Ergonomic handling for Operator comfort
- Durable housing, even for heavy duty applications

CP2008 ★★★

1,100 RPM

80 dB(A) QUIET VERSION

CP2010

Same features as CP2008 with higher torque and higher speed

CP2012

Same features as CP2010 with lever start

ACCURATE & DURABLE

FEATURES
- Accurate & durable Shut-off clutch screwdriver
- Robust Aluminum housing
- Progressive lever start & Reversible control

BENEFITS
- Ideal for multiple applications
- Perfect for disassembly

CP2003 ★★★

1,100 RPM

80 dB(A) QUIET VERSION

CP2007

Same features as CP2003 with higher torque

COMPACT & LIGHTWEIGHT FOR LIGHT ASSEMBLY APPLICATIONS

FEATURES
- Straight Push-to-start operation
- Convenient single handed fwd/rev operation
- Low noise level

BENEFITS
- Compact & comfortable for production operations
- Reliable & Accurate for various fastenings
- Excellent for intensive & precise applications



See accessories on pages 61-62

★ GENERAL MAINTENANCE ★★ INDUSTRIAL MAINTENANCE & PRODUCTION ★★★ SUPER INDUSTRIAL

MODEL	PART NUMBER	OUTPUT HEX	FREE SPEED	MIN TORQUE		MAX TORQUE		NET WEIGHT		LENGTH		FREE SPEED AIR CONS.		VIBRATION LEVEL ISO 28927 (m/s²)		SOUND PRESS.	SOUND POWER	AIR INLET
		in.	rpm	ft.lb	Nm	ft.lb	Nm	lb	kg	in.	mm	cfm	l/s	a	k	ISO 15744 - dB(A)		in.
CP2003	**615 192 2003**	1/4	1,100	0.3	0.4	1.1	1.5	0.9	0.4	7.7	197	8.5	4.0	<2.5	-	73	84	1/8 BSP
CP2005	**615 192 2005**	1/4	1,100	0.3	0.4	3.2	4.3	1.8	0.8	7.2	182	13.8	6.5	<2.5	-	76	87	1/8 BSP
CP2007	**615 192 2007**	1/4	1,100	0.3	0.4	3.2	4.3	1.3	0.6	9.8	250	13.8	6.5	<2.5	-	81	92	1/8 BSP
CP2008	**615 192 2008**	1/4	1,100	0.3	0.4	3.2	4.3	1.5	0.7	10.8	275	13.8	6.5	<2.5	-	76	87	1/8 BSP
CP2010	**615 192 2010**	1/4	1,470	1.5	2.0	4.1	5.5	2.0	0.9	10.0	253	19.1	9.0	<2.5	-	76	87	1/8 BSP
CP2012	**615 192 2012**	1/4	1,470	1.5	2.0	4.1	5.5	2.0	0.9	10.9	278	19.1	9.0	<2.5	-	73	84	1/4 BSP

All models: Hose int. 3/8" (10mm) - @90 PSI (@6.3 Bar)

Listed specifications are for reference only. Please check documents in each tool.

ACCESSORIES INCLUDED

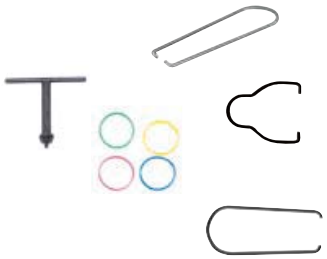

MODEL	DESCRIPTION	PART NUMBER
CP2136, CP2141	Suspension bail	894 017 0488
CP2623, CP2612	Suspension bail Bits (2 Phillips E6.3) Color ring (4) Nipple Male 1/4"NPT	894 016 8729 894 020 0791 894 016 8074 -
CP2003, CP2005	Suspension bail Clutch Adjustment Hexagonal key	307683 - 69773
CP782	Suspension bail	C148806
CP783	Suspension bail	C148774

OPTIONAL ACCESSORIES

REAR EXHAUST HOSE ASSEMBLY - NOISE REDUCER

MODEL	DESCRIPTION	PART NUMBER
CP2755, CP2765, CP2780	Noise reducer	205 051 6493

SIDE HANDLE

MODEL	DESCRIPTION	PART NUMBER
CP2755, CP2765, CP2780	Side handle	205 049 8553

DID YOU KNOW THAT RUSTED BOLTS GREATLY AFFECTS CLAMPING FORCE? CLEAN BOLTS ARE KEY TO PROPER TIGHTENING. STUD CLEANERS ARE THE IDEAL SOLUTION. (PG. 61)

STUD CLEANER (Recommended with CP2755)

PART NUMBER	DESCRIPTION	DIAMETER		LENGTH		REPLACEMENT BRUSHES (SETS OF 5)
		IN.	MM	IN.	MM	
894 016 8858	STUD CLEANER M20X37L	0.79	20	1.46	37	894 016 9930
894 016 9793	STUD CLEANER M22X37L	0.87	22	1.46	37	894 016 9931
894 016 9794	STUD CLEANER M24X37L	0.94	24	1.46	37	894 016 9932
894 016 9927	STUD CLEANER M20X60L	0.79	20	2.36	60	894 016 9934
894 016 9928	STUD CLEANER M22X60L	0.87	22	2.36	60	894 016 9935
894 016 9929	STUD CLEANER M24X60L	0.94	24	2.36	60	894 016 9936
894 016 9795	STUD CLEANER M30X60L	1.18	30	2.36	60	894 016 9933

BALANCER SELECTION

BALANCER	LOAD RANGE		STROKE		NET WEIGHT		PART NUMBER	CP TOOLS
	LB.	KG	FT	MM	LB.	MM		
CP9911 (UP TO 1KG)	0.8-2.2	0.4-1.0	5.2	1,600	1.3	0.6	894 109 9110	CP2036 / CP2037 / CP2754 / CP2816 / CP2817 / CP2621/ CP2622 / CP2003 / CP2005 / CP2007 / CP2008 / CP2010 / CP2828 / CP2829
CP9912 (UP TO 2KG)	2.2-4.4	1.0-2.0	5.2	1,600	1.3	0.6	894 109 9120	CP2041 / CP2042 / CP2755 / CP2764 / CP2826 / CP2829 / CP2765 / CP2780 / CP2612 / CP2623 / CP2611 / CP2816 / CP2817

ADAPTERS

DESCRIPTION	PART NO.
A = 1/4" NPT - B = 1/4" BSP	**181523**
A = 1/8" NPT - B = 1/8" BSP	**61103**

LUBRICATION

OIL PROTECTO-LUBE FOR MOTOR	PART NO.
4oz. (0.12 l) - Air Tool Oil	**CA149661**
20.8oz (0.591 l) - Air Tool Oil	**CA000046**
1 Gal (3.8 l) - Airoilene Oil	**P089507**

TUNE-UP KITS

MODEL	TUNE-UP KIT
CP2036	**894 020 8405**
CP2037	**894 020 8401**
CP2041	**894 020 8402**
CP2042	**894 020 8406**
CP2136	**894 017 0493**
CP2141	**894 017 0516**
CP2765	**205 050 7803**
CP2780	**205 051 6763**
CP2611	**894 016 8415**
CP2612	**894 016 8416**
CP2622	**894 016 8464**
CP2623	**894 016 8330**

DIMENSIONS

MODEL	DIMENSIONS					
	L		H		A	
	in.	mm	in.	mm	in.	mm
CP780	8.3	210	5.9	150	0.78	31
CP781	8.9	226	5.9	150	0.78	31
CP782	9.6	245	-	-	0.76	30
CP783		226	-	-	0.61	16
CP2003	7.7	197	-	-	1.18	30
CP2005	7.2	182	5.6	143	0.67	17
CP2007	9.8	250	-	-	1.18	30
CP2008	10.8	275	-	-	1.3	32
CP2010	10.0	253	-	-	1.33	34
CP2012	10.9	278	-	-	1.33	34
CP2036	8.2	207	-	-	1.81	46
CP2037	8.2	207	-	-	2.44	62
CP2041	6.0	152	6.5	165	0.82	21
CP2042	6.0	152	6.5	165	0.82	21
CP2136	7.3	185	-	-	0.79	20
CP2141	5.6	143	5.9	150	0.82	21
CP2611	9.3	235	6.9	175	0.89	23
CP2612	7.5	190	6.9	175	0.89	23
CP2621	9.1	232	-	-	1.65	42
CP2622	9.1	232	-	-	1.65	42
CP2623	8.2	207	-	-	1.65	42
CP2754	8.3	210	6.9	175	0.75	19
CP2764	9.0	228	6.7	170	0.75	19
CP2755	6 2/7	160	5.9	149	0.83	21
CP2765	7	178	5.9	149	0.83	21
CP2780	6 1/2	164	5.9	149	0.86	22
CP2816	7 7/8	200	158	6,2	0.79	20
CP2817	7 7/8	200	158	6,2	0.79	20
CP2828	7 1/2	190	-	-	1.42	36
CP2829	7 1/2	190	-	-	1.42	36

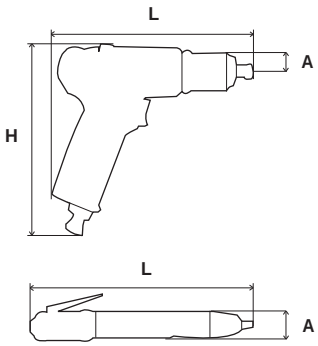

CORDLESS TOOLS

A complete range

Based on decades of expertise in building the right equipment for maintenance professionals, Chicago Pneumatic has developed a comprehensive range of battery-powered tools. Our 1/2" and 3/8" impact wrenches, 1/4" impact driver, 1/2" hammer drill, and 3/8" drill driver cover a widest range of workshop needs.

POWER & TORQUE

If you are used to air tools, you will be impressed with the CP cordless performance. A custom-designed motor and durable gearbox deliver the power and torque you need.

MOBILITY

With a CP cordless tool, your reach is endless. Portable by nature, our impact wrenches and drill drivers will travel with you from internal to external jobs. In addition, built in LED lights make them ideally suited for dimly lit applications.

A GOOD FIT

Your power tool should be a natural extension of your hand. All CP cordless tools are designed with an ergonomic handle for maximum confort. Switches are strategically placed for comfort and ease of use.

RUGGED

In and out of the tool box, dirty hands, greasy floors,… CP knows the demanding conditions your equipment must endure. The components and housing of the CP cordless range were designed to provide maximum reliability and durability.

3 YEAR WARRANTY

CP CORDLESS TOOL 3 YEAR LIMITED WARRANTY (*)

This warranty may vary by country. For more information, please find your local service center contact at www.cp-cordless.com

CP8848

POWERFUL
& EFFICIENT

NEW

FEATURES

- ½" anvil with ring retainer
- Max. torque: 775 ft.lb/1,050 Nm in reverse
- Variable speed trigger

BENEFITS

- Long lasting 20V / 4Ah battery
- Rubber battery dampeners absorb impacts and shocks
- Single-hand forward/reverse operation
- Ergonomic handle fits your hand perfectly

CP8848

1/2" Impact Wrench

CP8848 Pack

Part No. 894 108 8480
Kit includes:
- (1) 1/2" Impact wrench
- (2) Batteries
- (1) Charger

CP8848K Pack US

Part No. 894 108 8481
Kit includes:
- (1) 1/2" Impact wrench
- (2) Batteries
- (1) Charger

20V / 4.0Ah



See accessories on pages 70-71

GENERAL MAINTENANCE | INDUSTRIAL MAINTENANCE & PRODUCTION | SUPER INDUSTRIAL

MODEL	PART NUMBER	OUTPUT DRIVE	FREE SPEED	MAX. TORQUE IN REVERSE		WORKING TORQUE		WEIGHT INCL. BATTERY		WEIGHT EXCL. BATTERY		LENGTH		HEIGHT		WIDTH		VIBRATION LEVEL ISO 28927 (m/s²)		SOUND PRESS.	SOUND POWER	BATTERY	
		in.	rpm	ft.lb	Nm	ft.lb	Nm	lb	kg	lb	kg	in	mm	in	mm	in	mm	a	k	ISO 15744 - DB(A)		V	Ah
CP8848 Bare tool*	**894 108 8489**	1/2	1,900	775	1,050	50-700	68-950	6.9	3.1	5.35	2.43	9.5	243	9.88	251	3.18	81	12.2	2.3	89	100	20	4
CP8848 Pack	**894 108 8480**	1/2	1,900	775	1,050	50-700	68-950	6.9	3.1	5.35	2.43	9.5	243	9.88	251	3.18	81	12.2	2.3	89	100	20	4
CP8848K Pack US	**894 108 8481**	1/2	1,900	775	1,050	50-700	68-950	6.9	3.1	5.35	2.43	9.5	243	9.88	251	3.18	81	12.2	2.3	89	100	20	4

* For bare tools, extra individual batteries and chargers are available (see page 70).

Listed specifications are for reference only. Please check documents provided with tool or on www.cp.com

1/2" Impact Wrench

CP8848-2 Pack

Part No. 894 108 8482
Kit includes:
- (1) 1/2" Impact wrench
- (2) Batteries
- (1) Charger

CP8848-2K Pack US

Part No. 894 108 8483
Kit includes:
- (1) 1/2" Impact wrench
- (2) Batteries
- (1) Charger

20V / 4.0Ah

CP8848-2

1/2

POWERFUL & EFFICIENT

NEW

FEATURES

- ½" anvil with ring retainer
- Max. torque: 775 ft.lb/1,050 Nm in reverse
- Variable speed trigger

BENEFITS

- Long lasting 20V / 4Ah battery
- Rubber battery dampeners absorb shock from impacts
- Single-hand forward/reverse operation
- Ergonomic handle fits your hand perfectly



CP8848-2

See accessories on pages 70-71

GENERAL MAINTENANCE | INDUSTRIAL MAINTENANCE & PRODUCTION | SUPER INDUSTRIAL

MODEL	PART NUMBER	OUTPUT DRIVE	FREE SPEED	MAX. TORQUE IN REVERSE		WORKING TORQUE		WEIGHT INCL. BATTERY		WEIGHT EXCL. BATTERY		LENGTH		HEIGHT		WIDTH		VIBRATION LEVEL ISO 28927 (m/s²)		SOUND PRESS.	SOUND POWER	BATTERY	
		in.	rpm	ft.lb	Nm	ft.lb	Nm	lb	kg	lb	kg	in	mm	in	mm	in	mm	a	k	ISO 15744 - DB(A)		V	Ah
CP8848-2 Bare tool*	**894 108 8488**	1/2	1,900	775	1,050	50-700	68-950	7.4	3.4	5.79	2.63	11.5	291	9.88	251	3.18	81	12.2	2.3	89	100	20	4
CP8848-2 Pack	**894 108 8482**	1/2	1,900	775	1,050	50-700	68-950	7.4	3.4	5.79	2.63	11.5	291	9.88	251	3.18	81	12.2	2.3	89	100	20	4
CP8848-2K Pack US	**894 108 8483**	1/2	1,900	775	1,050	50-700	68-950	7.4	3.4	5.79	2.63	11.5	291	9.88	251	3.18	81	12.2	2.3	89	100	20	4

* For bare tools, extra individual batteries and chargers are available (see page 70).

Listed specifications are for reference only. Please check documents provided with tool or on www.cp.com

CP8828

COMPACT
& VERSATILE

NEW

FEATURES

- 3/8" anvil with ring retainer
- Max. torque: 150 ft.lb/205 Nm in reverse
- Variable speed trigger

BENEFITS

- Great power/weight ratio
- Long lasting 20V / 4Ah battery
- Rubber battery dampeners absorb impacts and shocks
- LED lighting for dimly lit work areas
- Single-hand forward/reverse operation
- Ergonomic handle fits your hand perfectly

CP8828

3/8" Impact Wrench

CP8828 Pack

Part No. 894 108 8280
Kit includes:
- (1) 3/8" Impact wrench
- (2) Batteries
- (1) Charger

CP8828K Pack US

Part No. 894 108 8281
Kit includes:
- (1) 3/8" Impact wrench
- (2) Batteries
- (1) Charger

20V / 4.0Ah

See accessories on pages 70-71

GENERAL MAINTENANCE | INDUSTRIAL MAINTENANCE & PRODUCTION | SUPER INDUSTRIAL

MODEL	PART NUMBER	OUTPUT DRIVE	FREE SPEED	MAX. TORQUE IN REVERSE		WORKING TORQUE		WEIGHT INCL. BATTERY		WEIGHT EXCL. BATTERY		LENGTH		HEIGHT		WIDTH		VIBRATION LEVEL ISO 28927 (m/s²)		SOUND PRESS.	SOUND POWER	BATTERY	
		in.	rpm	ft.lb	Nm	ft.lb	Nm	lb	kg	lb	kg	in	mm	in	mm	in	mm	a	k	ISO 15744 - DB(A)		V	Ah
CP8828 Bare tool*	**894 108 8289**	3/8	2,400	150	205	30-128	40-174	4.0	1.9	2.38	1.08	6.0	153	9.27	237	2.3	58	<2,5	-	96	107	20	4
CP8828 Pack	**894 108 8280**	3/8	2,400	150	205	30-128	40-174	4.0	1.9	2.38	1.08	6.0	153	9.27	237	2.3	58	<2,5	-	96	107	20	4
CP8828K Pack US	**894 108 8281**	3/8	2,400	150	205	30-128	40-174	4.0	1.9	2.38	1.08	6.0	153	9.27	237	2.3	58	<2,5	-	96	107	20	4

* For bare tools, extra individual batteries and chargers are available (see page 70).

Listed specifications are for reference only. Please check documents provided with tool or on www.cp.com

1/4" Impact Driver

CP8818 Pack

Part No. 894 108 8180
Kit includes:
- (1) 1/4" Impact Driver
- (2) Batteries
- (1) Charger

CP8818K Pack US

Part No. 894 108 8181
Kit includes:
- (1) 1/4" Impact Driver
- (2) Batteries
- (1) Charger

12V / 1.5Ah



CP8818

1/4 HEX

NEW

ULTRA COMPACT
& LIGHTWEIGHT

FEATURES

- ¼" quick change hex bit holder
- Max. torque: 85 ft.lb/115 Nm in reverse
- Variable speed trigger

BENEFITS

- Ultra compact for work in small and confined spaces
- LED lighting for dimly lit work areas
- Single-hand forward/reverse operation
- Ergonomic handle fits your hand perfectly

CP8818

See accessories on pages 70-71

GENERAL MAINTENANCE | INDUSTRIAL MAINTENANCE & PRODUCTION | SUPER INDUSTRIAL

MODEL	PART NUMBER	OUTPUT	FREE SPEED	MAX. TORQUE IN REVERSE		WORKING TORQUE		WEIGHT INCL. BATTERY		WEIGHT EXCL. BATTERY		LENGTH		HEIGHT		WIDTH		VIBRATION LEVEL ISO 28927 (m/s²)		SOUND PRESS.	SOUND POWER	BATTERY	
		in.	rpm	ft.lb	Nm	ft.lb	Nm	lb	kg	lb	kg	in	mm	in	mm	in	mm	a	k	ISO 15744 - DB(A)		V	Ah
CP8818 Bare tool*	**894 108 8189**	1/4 Hex.	2,000	85	115	16-71	23-97	2.4	1.1	1.98	0.9	6.3	161	7.29	185.3	2.18	55.5	4.8	1.5	87	98	12	1.5
CP8818 Pack	**894 108 8180**	1/4 Hex.	2,000	85	115	16-71	23-97	2.4	1.1	1.98	0.9	6.3	161	7.29	185.3	2.18	55.5	4.8	1.5	87	98	12	1.5
CP8818K Pack US	**894 108 8181**	1/4 Hex.	2,000	85	115	16-71	23-97	2.4	1.1	1.98	0.9	6.3	161	7.29	185.3	2.18	55.5	4.8	1.5	87	98	12	1.5

* For bare tools, extra individual batteries and chargers are available (see page 70).

Listed specifications are for reference only. Please check documents provided with tool or on www.cp.com

CP8548

STRONG & VERSATILE

NEW

FEATURES

- ½" spindle lock and keyless chuck
- Max. torque 60 ft.lbs/82 Nm
- Variable speed trigger

BENEFITS

- 3 modes (screwing, drilling and hammer drilling)
- Independent LED lighting for dimly lit work surfaces
- Ergonomic handle fits your hand perfectly

CP8548

1/2" Hammer Drill Driver

CP8548
Pack

Part No. 894 108 5480
Kit includes:
- (1) 1/2" Hammer Drill Driver
- (2) Batteries
- (1) Charger

CP8548K
Pack US

Part No. 894 108 5481
Kit includes:
- (1) 1/2" Hammer Drill Driver
- (2) Batteries
- (1) Charger

20V / 4.0Ah

CP8548

See accessories on pages 70-71

GENERAL MAINTENANCE | INDUSTRIAL MAINTENANCE & PRODUCTION | SUPER INDUSTRIAL

MODEL	PART NUMBER	CHUCK		FREE SPEED 1ST/2ND GEAR	PERCUSSION UNDER LOAD 1ST/2ND GEAR	MAX. TORQUE		Ø DRILLING CAPACITY IN						Ø WOOD SCREWS WITHOUT PREDRILLING		WEIGHT INCL./EXCL. BATTERY		VIBRATION LEVEL ISO 28927 (m/s²)		SOUND PRESS.	SOUND POWER	BATTERY	
								STEEL		WOOD		BRICK & TILE											
		in	mm	RPM	BPM	ft.lb	Nm	in	mm	in	mm	in	mm	in	mm	lb	kg	a	k	ISO 15744 - DB(A)		V	Ah
CP8548 Bare tool*	**894 108 5489**	1/16" - 1/2"	1.5 - 13	0 - 450/0 - 1600	7200/25600	60	82	0.5	13	2.16	55	0.63	16	0.31	8	5.3/3.7	2.4/1.68	2.5	1.5	88	99	20	4
CP8548 Pack	**894 108 5480**	1/16" - 1/2"	1.5 - 13	0 - 450/0 - 1600	7200/25600	60	82	0.5	13	2.16	55	0.63	16	0.31	8	5.3/3.7	2.4/1.68	2.5	1.5	88	99	20	4
CP8548K Pack US	**894 108 5481**	1/16" - 1/2"	1.5 - 13	0 - 450/0 - 1600	7200/25600	60	82	0.5	13	2.16	55	0.63	16	0.31	8	5.3/3.7	2.4/1.68	2.5	1.5	88	99	20	4

* For bare tools, extra individual batteries and chargers are available (see page 70).

Listed specifications are for reference only. Please check documents provided with tool or on www.cp.com

3/8" Hammer Drill Driver

CP8528 Pack

Part No. 894 108 5280
Kit includes:
- (1) 3/8" Drill Driver
- (2) Batteries
- (1) Charger

CP8528K Pack US

Part No. 894 108 5281
Kit includes:
- (1) 3/8" Drill Driver
- (2) Batteries
- (1) Charger

12V / 1.5Ah

CP8528

ULTRA COMPACT
& LIGHTWEIGHT

NEW

FEATURES

- ⅜" spindle lock and keyless chuck
- Max. torque: 24 ft.lbs/34 Nm
- Variable speed trigger

BENEFITS

- Ultra compact
- LED lighting for dimly lit work areas
- Ergonomic handle fits your hand perfectly

CP8528

See accessories on pages 70-71

GENERAL MAINTENANCE | INDUSTRIAL MAINTENANCE & PRODUCTION | SUPER INDUSTRIAL

MODEL	PART NUMBER	CHUCK		FREE SPEED 1ST/2ND GEAR	MAX. TORQUE		Ø DRILLING CAPACITY IN						Ø WOOD SCREWS WITHOUT PREDRILLING		WEIGHT INCL./EXCL. BATTERY		VIBRATION LEVEL ISO 28927 (m/s²)		SOUND PRESS.	SOUND POWER	BATTERY	
							STEEL		WOOD		BRICK & TILE											
		in	mm	RPM	ft.lb	Nm	in	mm	in	mm	in	mm	in	mm	lb	kg	a	k	ISO 15744 - DB(A)		V	Ah
CP8528 Bare tool*	894 108 5289	1/16" - 3/8"	1.5 - 10	0 - 350/0 - 1500	24	34	0.39	10	0.78	20	0.39	10	0.23	6	2.6/2.2	1.2/1	1.1	1.5	69	80	12	1,5
CP8528 Pack	894 108 5280	1/16" - 3/8"	1.5 - 10	0 - 350/0 - 1500	24	34	0.39	10	0.78	20	0.39	10	0.23	6	2.6/2.2	1.2/1	1.1	1.5	69	80	12	1,5
CP8528K Pack US	894 108 5281	1/16" - 3/8"	1.5 - 10	0 - 350/0 - 1500	24	34	0.39	10	0.78	20	0.39	10	0.23	6	2.6/2.2	1.2/1	1.1	1.5	69	80	12	1,5

* For bare tools, extra individual batteries and chargers are available (see page 70).

Listed specifications are for reference only. Please check documents provided with tool or on www.cp.com

Accessories

2X LONGER RUNTIME
Increases your productivity

WIDE TEMPERATURE WORKING RANGE
-0.4° F to 122° F
-18° C to 50° C

THERMAL & CURRENT OVERLOAD PROTECTION
Protection against over-heating and over-loading

INDIVIDUAL CELL MONITORING
Protection during charge and discharge

CP BATTERY SPECIFICATIONS

MODEL	PART NUMBER	VOLTAGE	AMP. HOUR	CHARGING TIME	DIMENSIONS		WEIGHT	
		V	Ah	min	in	mm	lb	kg
CP12XP	**894 017 2263**	12	1.5	30	2.0 x 1.81 x 3.42	51 x 46 x 87	0.41	0.19
CP20XP	**894 017 2261**	20	4	90	2.4 x 3.0 x 5.11	62 x 77 x 130	1.6	0.725

Maximum initial battery voltage - measured without a workload - is 20 volts. Nominal voltage is 18.

12-VOLT CHARGER SPECIFICATIONS

MODEL	PART NUMBER	VOLTAGE	AMP. HOUR	CHARGING TIME	DIMENSIONS		WEIGHT	
		V	Ah	min	in	mm	lb	kg
CP12CHE 12V EU	**894 017 2259**	12	1.5	30	2.83 x 4.73 x 6.7	72 x 120 x 170	1.2	0.54
CP12CHU 12V US	**894 017 2283**	12	1.5	30	2.83 x 4.73 x 6.7	72 x 120 x 170	1.2	0.54
CP12CHA 12V AUS	**894 017 2285**	12	1.5	30	2.83 x 4.73 x 6.7	72 x 120 x 170	1.2	0.54
CP12CHK 12V UK	**894 017 2284**	12	1.5	30	2.83 x 4.73 x 6.7	72 x 120 x 170	1.2	0.54

20-VOLT CHARGER SPECIFICATIONS

MODEL	PART NUMBER	VOLTAGE	AMP. HOUR	CHARGING TIME	DIMENSIONS		WEIGHT	
		V	Ah	min	in	mm	lb	kg
CP20CHE 20V EU	**894 017 2262**	20	4	90	3.6×4.92×7.48	91×125×190	1.58	0.72
CP20CHU 20V US	**894 017 2286**	20	4	90	3.6×4.92×7.48	91×125×190	1.58	0.72
CP20CHA 20V AUS	**894 017 2288**	20	4	90	3.6×4.92×7.48	91×125×190	1.58	0.72
CP20CHK 20V UK	**894 017 2287**	20	4	90	3.6×4.92×7.48	91×125×190	1.58	0.72

Accessories

21-Piece General Use Drill Bit Set
(Imperial - for North American markets)
Part No. 894 017 2304
- ∅: 1/16 – 5/64 – 3/32 – 7/64 – 1/8 – 9/64 – 5/32 – 11/64 – 3/16 – 13/64 – 7/32 – 15/64 – 1/4 – 1 – 7/64 – 9/32 – 19/64 – 5/16 – 21/64 – 11/32 – 23/64 – 3/8 in
- High performance: HSS4241 and tin tips
- Multiple drilling uses: 135° tip shape
- Metal box

8-Piece Concrete Drill Bit Set
Part No. 894 017 2302
- ∅: 3 – 4 – 5 – 6 – 7 – 8 – 9 – 10 mm
- High durability: carbide tip and body in 45C steel
- High drilling efficiency: 130° diamond head

8-Piece Wood Drill Bit Set
Part No. 894 017 2301
- ∅: 3 – 4 – 5 – 6 – 7 – 8 – 9 – 10 mm
- High performance: 45C steel and cutting shoulder
- High precision: Pointer

19-Piece Metal Drill Bit Set
Part No. 894 017 2303
- ∅: 1 – 1.5 – 2 – 2.5 – 3 – 3.5 – 4 – 4.5 – 5 – 5.5 – 6 – 6.5 – 7 – 7.5 – 8 – 8.5 – 9 – 9.5 – 10 mm
- High durability & performance: HSS 4241 and tin tips
- High metal drilling precision: 118° tip shape

31-Piece 25 mm Driver Bit Set (ISO1173)
Part No. 894 017 2305
- High screw performance: chrome vanadium steel
- 1 magnetic locking ring bit holder, fast bit change (drive: ¼" – 6.35 mm – length: 2.56" – 65 mm)
- Plastic box
- Slotted: 4 – 5 – 6 – 7 mm
- Phillips ®: PH0 – 2 x PH1 – 3 x PH2 – 2 x PH3
- Pozidriv ®: 2 x PZ1 – 3 x PZ2 – 2 x PZ3
- Torx ®: T10 – T15 – T20 – T25 – T30
- Hexagonal: 2 – 2.5 – 3 – 4 – 5 – 6 mm

GLOVES

DESCRIPTION	PART NUMBER
Impact Gloves: Medium	**894 017 1574**
Impact Gloves: Large	**894 015 8618**
Impact Gloves: X Large	**894 015 8619**
Impact Gloves: XX Large	**894 017 1573**

CP CORDLESS TOOLS COME WITH A 3 YEAR LIMITED WARRANTY(*)

CP CORDLESS TOOL 3 YEAR LIMITED WARRANTY (*)

The cordless power tools, batteries and chargers of the Chicago Pneumatic Tool Co. LLC ("CP") are warranted to be free from defects in material and workmanship for 3 years from the date of purchase. This warranty applies only to products purchased new from CP or its authorized distributors. CP accessories (ie: driver bits, drill bits, sockets, gloves, etc…) are not included in the 3 year limited warranty.

Of course, this warranty does not apply to products which have been abused, misused, modified, or repaired by someone other than CP or its Authorized Service Representatives. If a CP product proves defective in material or workmanship within 3 years after purchase, return it to any Authorized Service Center for CP tools, transportation prepaid, enclosing your name and address, adequate proof of date of purchase, and a short description of the defect. CP will, at its option, repair or replace defective products free of charge. Repairs or replacements are warranted as described above for the remainder of the original warranty period. CP's sole liability and your exclusive remedy under this warranty is limited to repair or replacement of the defective Product. (There are no other warranties expressed or implied and CP shall not be liable for incidental, consequential, or special damages, or any other damages, costs or expenses excepting only the cost or expense of repair or replacement as described above.)

*This warranty may vary by country. For more information, please find your local service center contact at www.cp-cordless.com

Notes

GRINDING

CP75 SERIES PAGE 96
UNIQUE FEATURES Premium Tool

DIE GRINDERS

For smaller surface applications and/or precision material removal, collet type grinders are preferred for deburring, die countouring, light chamfering.

WHEEL GRINDERS

ANGLE AND VERTICAL GRINDERS

For medium and large surfaces, wheel grinders are designed for grinding, cutting, countouring at a high material removal rate.

For maximum material removal with minimum effort, choose the best tool.

STEP 1

Applications

- ▶ Materials
- ▶ Access
- ▶ Intensity
- ▶ Precision

STEP 2

Abrasives

- ▶ Carbide burrs
- ▶ Mounted points
- ▶ Grinding wheels
- ▶ Cutting wheels
- ▶ Flap wheels

STEP 3

Tools

- ▶ Die grinders
- ▶ Angle grinders
- ▶ Vertical grinders
- ▶ Extended shaft grinders

	DIE GRINDERS / STRAIGHT WHEEL GRINDERS	ANGLE GRINDERS / VERTICAL GRINDERS
★★★ SUPER INDUSTRIAL	CP3000-600CR CP3019 - CP3109 - CP3119 CP3249	CP3019 - CP3109 CP3650 - CP3850 CP3349
★★ INDUSTRIAL MAINTENANCE AND PRODUCTION	CP9104Q CP3000 - CP3030 CP3451 - CP9113	CP3040 - CP3450 CP857 CP7540 - CP7545 - CP7550
★ GENERAL MAINTENANCE	CP875 - CP876 CP860 CP 9105 - CP9106 - CP9108 - CP 9110 - CP9111 - CP9112	CP7500 CP854 CP9120 - CP9121 - CP9122 - CP9123

Caution: The selected grinder speed should not be higher than Maximum Operating Speed recommended by abrasive manufacturers

GRINDING

ERGONOMIC FEATURES

Chicago Pneumatic Abrasive Tools are designed with advanced ergonomics and features required to enable operators to achieve increased productivity levels:

- Significant sound and vibration reduction - helps reduce operator fatigue and improve performance.
- Complete line - designed for maximum productivity under rugged conditions.
- Wide choice of tools - die grinders, small wheel grinders, horizontal grinders, and vertical grinders.
- Powerful yet lightweight - produces more power per pound than comparable electric models.
- Air powered - Minimal risk of electrical shock or overheating - even with continuous use.

OTHER FEATURES:

- Rugged construction - to withstand tough use.
- Heat treated internal parts - keep tool operating, minimize repairs.
- Engineered to minimize downtime - simple replacement of rotor blades usually restores original power.
- Wide variety of accessories - Increases productivity, ergonomics, and safety.

COLLET GRINDERS

Recommended speeds depend on both the shank and head diameter of the carbide burr.

The choice of burr depends on the size of your application. A larger volume of material to be removed will require a larger size abrasive. Select the tool rpm depending on the diameter of the burr head, the material to be ground and the material in the rotary burr. Use tungsten carbide burrs for hard and tough materials. High speed steel burs are recommended for unhardened and medium hard materials. See table.

DIAMETER OF THE HEAD OF THE CARBIDE BURRS					
MATERIAL TYPE	1/8" (3 mm)	1/4" (6 mm)	3/8" (10 mm)	1/2" (12 mm)	5/8" (16 mm)
	SPEED (RPM)				
Steel	60,000 - 90,000	45,000 - 60,000	30,000 - 40,000	22,500 - 30,000	18,000 - 24,000
Tempered steel	60,000 - 90,000	30,000 - 45,000	19,000 - 30,000	15,000 - 22,500	12,000 - 18,000
Stainless steel	60,000 - 90,000	30,000 - 45,000	19,000 - 30,000	15,000 - 22,500	12,000 - 18,000
Casting	45,000 - 90,000	22,500 - 60,000	15,000 - 40,000	11,000 - 30,000	9,000 - 24,000
Titanium	60,000 - 90,000	30,000 - 45,000	19,000 - 30,000	15,000 - 22,500	12,000 - 18,000
Nickel	60,000 - 90,000	30,000 - 45,000	19,000 - 30,000	15,000 - 22,500	12,000 - 18,000
Copper & copper alloys	45,000 - 90,000	22,500 - 60,000	15,000 - 40,000	11,000 - 30,000	9,000 - 24,000
Aluminium	30,000 - 90,000	15,000 - 70,000	10,000 - 50,000	7,000 - 3,8000	6,000 - 30,000
Plastics	30,000 - 90,000	15,000 - 70,000	10,000 - 50,000	7,000 - 3,8000	6,000 - 30,000
Cermet	60,000 - 90,000	30,000 - 45,000	19,000 - 30,000	15,000 - 22,500	12,000 - 18,000

Small precision deburring: die grinding is performed with either tungsten carbide, high speed steel burrs or mounted points.

Carbide Burrs

Mounted Points

WHEEL GRINDERS

Pure material removal, regardless of whether it is removed from a cramped or an open space, is determined by the power generated on the grinding application. The applied feed force and the rotation of the wheel generates a cutting force which when multiplied by the peripheral speed of the wheel, represents the power for removing material (power = peripheral speed x cutting force).

Chicago Pneumatic grinders features a high degree of safety. Safety throttles, over-speed shut-off and wheel guards are good examples of product safetey features carried by your grinders.

The table below will help you to translate the peripheral speed of the grinding wheel to the correct rotational speed of the grinder when using a specific diameter of grinding wheel.

MAXIMUM WORK SPEED IN M/S OR FEET/MIN								
DIAMETER IN. (MM)	32	35	40	50	63	80	100	125
	6,300	6,890	7,875	9,842	12,401	15,750	19,685	24,600
1 (25)	24,450	26,740	30,560	38,200	48,130	61,120	76,390	95,490
1-1/4 (32)	19,100	20,890	23,870	29,840	37,600	47,750	59,680	74,600
1-9/16 (40)	15,280	16,710	19,100	23,870	30,080	38,200	47,750	59,680
2 (50)	1,220	13370	15,280	19,100	24,060	30,560	38,200	47,750
2-1/2 (63)	9,700	10,610	12,130	15,160	19,100	24,250	30,320	37,890
3 (75)	7,640	8,360	9,550	11940	15,040	19,100	23,870	29,840
4 (100)	6,110	6,680	7,640	9,550	12,030	15,280	19,100	23,870
5 (125)	4,890	5,350	6,110	7,640	9,630	12,220	15,280	19,100
6 (150)	4,070	4,460	5,090	6,370	8,020	1,190	12,730	15,920
7 (180)	3,400	3,710	4,240	5,310	6,680	8,490	10,610	13,260
7-7/8 (200)	3,060	3,340	3,820	4,780	6,020	7,640	9,550	11,940
9 (230)	2,660	2,910	3,320	5,150	5,230	6,640	8,300	10,380
9-27/32 (250)	2,440	2,670	3,060	3,820	4,810	6,110	7,640	9,550
11-13/16 (300)	2,040	2,230	2,550	3,180	4,010	5,090	6,370	7,960

HOW ENSURE SAFE OPERATION:

- Check the tool free speed
- Match the maximum speed of the abrasive to the grinder
- Inspect the grinding wheel
- Inspect the flange
- Inspect the wheel guard
- Wear protection goggles, gloves & hearing protection
- Test run your grinder in a protected area after assembling the wheel
- Make sure that the tools receive proper maintenance, see service sheet
- Disconnect the tool from the air network before changing accessories abrasives.

< 0.12 hp (90 W) Die Grinders

CP9104Q

60,000 RPM

1/8" 3 MM

CP9104Q K

See details on page 92

HIGH-SPEED FOR PRECISION WORK

FEATURES
- 3 mm and 1/8" collets included
- Very low noise level: only 71 dB(A)
- Includes silencer hose

BENEFITS
- General maintenance application
- Easy to handle
- Quiet and lightweight

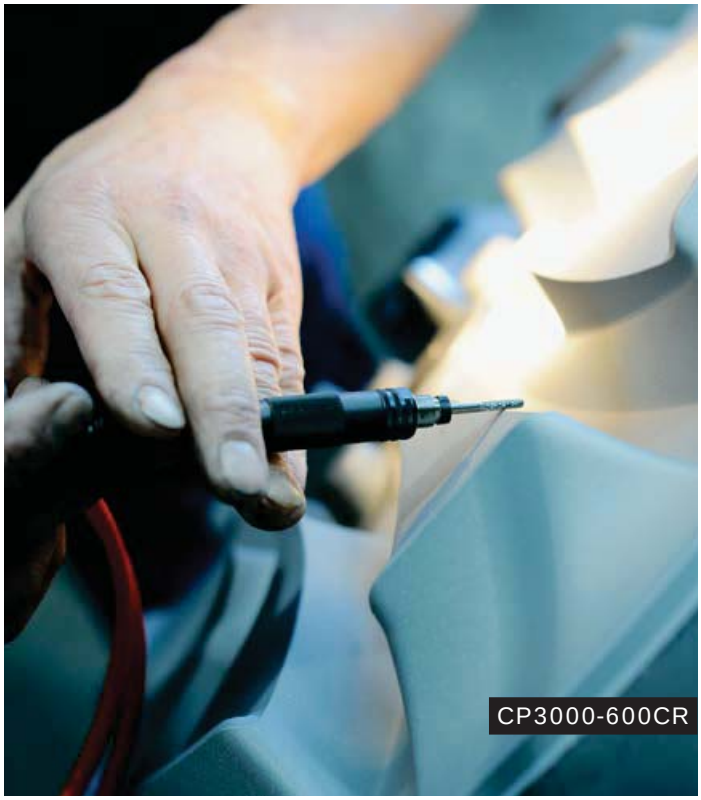

CP3000-600CR

60,000 RPM

HIGH SPEED & DURABLE BODY

1/8" 3 MM

FEATURES
- 1/8" collet - Product for imperial system only
- Steel but lightweight body
- Included silencer hose

BENEFITS
- Industrial Production applications pencil grinder
- Great durability
- Operator comfort

CP3000-600CR

Same features as CP3000-600CR 1/8, with 3 mm collet capacity

See accessories on pages 87-92

GENERAL MAINTENANCE | INDUSTRIAL MAINTENANCE & PRODUCTION | SUPER INDUSTRIAL

MODEL	PART NUMBER	FREE SPEED	POWER		COLLET CAPACITY		AIR CONS. @LOAD		NET WEIGHT		LENGTH		VIBRATION LEVEL ISO 28927 (m/s²)		SOUND PRESS.	SOUND POWER	AIR INLET
		rpm	hp	W	in.	mm	cfm	l/s	lb	kg	in.	mm	a	k	ISO 15744 - dB(A)		in.
CP9104Q	**615 195 9104**	60,000	0.05	40	1/8	3	7	3.2	0.5	0.2	5.2	133	<2.5	-	71	82	1/4
CP3000-600CR	**615 160 0140**	60,000	0.12	90	1/8	3.2	5.5	2.6	0.3	0.1	6	153	<2.5	-	71	82	1/4
CP3000-600CR	**615 160 0330**	60,000	0.12	90	-	3	5.5	2.6	0.3	0.1	6	153	<2.5	-	71	82	1/4

All models: Hose int. 3/8" (10mm) - @90 PSI (@6.3 Bar)

Listed specifications are for reference only. Please check documents in each tool.

<0.47 hp (350 W) Die Grinders

The CP91 Series Benefits

- General maintenance application
- High operator comfort
- Power and performance
- Ideal for limited space applications

CP9105Q-B ★★ 28,000 RPM

QUIET & EFFICIENT

FEATURES
- Rubber overmould grip
- Swivel air inlet
- Built-in air regulator

CP9106Q-B

Same features as CP9105Q-B with 23,000 rpm and 90° angle head

CP9108Q-B

Same features as CP9105Q-B with 23,000 rpm and 120° angle head

CP9110Q-B

Same features as CP9105Q-B with 27,000 rpm and with extended shaft

CP9111Q-B ★★ 22,000 RPM

CP9112Q-B

Same features as CP9111Q-B with extended shaft

CP9111Q-B Kit Metric

See details on page 92

POWERFUL & QUIET

FEATURES
- Rubber overmould grip
- Swivel air inlet
- Built-in air regulator

See accessories on pages 87 to 92

★ GENERAL MAINTENANCE ★★ INDUSTRIAL MAINTENANCE & PRODUCTION ★★★ SUPER INDUSTRIAL

MODEL	PART NUMBER	FREE SPEED	POWER		COLLET CAPACITY		AIR CONS. @LOAD		NET WEIGHT		LENGTH		VIBRATION LEVEL ISO 28927 (m/s²)		SOUND PRESS.	SOUND POWER	AIR INLET
		rpm	hp	W	in.	mm	cfm	l/s	lb	kg	in.	mm	a	k	ISO 15744 - dB(A)		in.
CP9105Q-B	**615 195 2105**	28,000	0.3	210	1/4	6.35	8.7	4.1	0.8	0.4	6.3	160	3.6	2.0	80	91	1/4
CP9106Q-B	**615 195 2106**	23,000	0.3	210	1/4	6.35	8.7	4.1	1.5	0.7	4.7	120	5.1	2.6	80	91	1/4
CP9108Q-B	**615 195 2108**	23,000	0.3	210	1/4	6	8.7	4.1	1.1	0.5	7.9	200	5.1	1.6	80	91	1/4
CP9110Q-B	**615 195 2110**	27,000	0.3	210	1/4	6	8.7	4.1	1.5	0.7	10.2	260	4.9	2.5	80	91	1/4
CP9111Q-B	**615 195 2111**	22,000	0.47	350	1/4	6	8.7	4.1	1.5	0.7	6.3	160	3.7	1.6	80	91	1/4
CP9112Q-B	**615 195 2112**	22,000	0.47	350	1/4	6	8.7	4.1	2.9	1.3	13.4	340	2.7	1.2	80	91	1/4

All models: Hose int. 3/8" (10mm) - @90 PSI (@6.3 Bar)

Listed specifications are for reference only. Please check documents in each tool.

<0.54 hp (400 W) Die Grinders

CP875 ★

22,500 RPM

1/4"
6 MM

COMPACT ANGLE DIE GRINDER

CP875 K

See detais on page 92

CP876

Same features as CP875 with 30000 rpm and straight body

FEATURES
- 1/4" and 6 mm collets
- 90° angle head allows flexibility in tight areas
- Built-in air regulator

BENEFITS
- General maintenance applications
- Compact and lightweight tool designed for easy maneuverability
- Ideal for limited space applications

CP860 ★★

24,000 RPM

1/4" (6.35 MM)

GREAT DURABILITY

CP860E

Same features as CP860 with 6 mm collet

CP860ES

Same features as CP860 with 6" extended shaft

CP860ESE

Same features as CP860E with 6" extended shaft and 6 mm collet

FEATURES
- 1/4" collet
- Rugged and energy efficient 0.54 hp (400 W) motor
- Adjustable speed regulator

BENEFITS
- General maintenance application die grinder
- Productivity and control
- Excellent for cleaning tires, moldings, porting, relieving engines, and general high-speed polishing and grinding

CP860

See accessories on pages 87 to 92

★ GENERAL MAINTENANCE ★★ INDUSTRIAL MAINTENANCE & PRODUCTION ★★★ SUPER INDUSTRIAL

MODEL	PART NUMBER	FREE SPEED	POWER		COLLET CAPACITY		AIR CONS. @LOAD		NET WEIGHT		LENGTH		VIBRATION LEVEL ISO 28927 (m/s²)		SOUND PRESS.	SOUND POWER	AIR INLET
		rpm	hp	W	in.	mm	cfm	l/s	lb	kg	in.	mm	a	k	ISO 15744 - dB(A)		in.
CP875	T023995	22,500	0.3	220	1/4	6	22	10.4	1	0.5	4.9	124	4.4	1.9	101	112	1/4
CP876	T023996	30,000	0.3	220	1/4	6	24	11.3	0.8	0.3	4.8	121	<2.5	-	101	112	1/4
CP860	T019704	24,000	0.54	400	1/4	6.35	21	9.9	1.3	0.6	5.8	146	3.7	1.6	93	104	1/4
CP860E	T021136	24,000	0.54	400	-	6	21	9.9	1.3	0.6	5.8	146	3.7	1.6	93	104	1/4
CP860ES	T023193	24,000	0.54	400	1/4	-	23.1	10.9	2.1	1	11.8	294	3.7	1.5	93	104	1/4
CP860ESE	T023354	24,000	0.54	400	-	6	23.1	10.9	2.1	1	11.8	294	3.7	1.5	93	104	1/4

All models: Hose int. 3/8" (10mm) - @90 PSI (@6.3 Bar)

Listed specifications are for reference only. Please check documents in each tool.

GRINDING

<0.7 hp (500 W) Die Grinders

The CP3000 Series Benefits

LIGHTWEIGHT & ERGONOMIC

- Industrial die grinder
- Industrial grade durability up to 1,000 hours between maintenance intervals
- Operator comfort

CP3000-325R ★★ 25,000 RPM

FEATURES

- Compact composite handle
- Streamlined safety lever
- Rear Exhaust

CP3000-325R

CP3000-330R

Same features as CP3000-325R with 30,000 rpm

CP3000-325F/330F

Same features as CP3000-325R with 25,000, 30,000 rpm and Front exhaust. NOT FOR CE MARKET

CP3000-420R ★★ 20,000 RPM

CP3000-/415R/418R/424R

Same features as CP3000-420R with respectively 15,000 - 18,000 - 24,000 rpm

CP3000-/418F/420F/424F

Same features as CP3000-420R with same speeds and Front exhaust.
NOT FOR CE MARKET

FEATURES

- Compact composite handle
- Streamlined safety lever
- Rear Exhaust

CP3000-520R ★★ 20,000 RPM

CP3000-515R/518R

Same features as CP3000-520R with respectively 15,000 - 18,000 rpm

CP3000-515F/518F/520F

Same features as CP3000-520R with 15,000/18,000/20,000 rpm and Front exhaust.
NOT FOR CE MARKET

FEATURES

- Compact composite handle
- Streamlined safety lever
- Front Exhaust

★ GENERAL MAINTENANCE ★★ INDUSTRIAL MAINTENANCE & PRODUCTION ★★★ SUPER INDUSTRIAL

MODEL	PART NUMBER	FREE SPEED	POWER		COLLET CAPACITY		AIR CONS. @LOAD		NET WEIGHT		LENGTH		VIBRATION LEVEL ISO 28927 (m/s²)		SOUND PRESS.	SOUND POWER	AIR INLET
		rpm	hp	W	in.	mm	cfm	l/s	lb	kg	in.	mm	a	k	ISO 15744 - dB(A)		in.
CP3000-325F	**615 160 0180**	25,000	0.4	300	1/4	6.35	17.2	8.1	0.9	0.4	5.9	150	<2.5	-	84	95	1/4
CP3000-325R	**615 160 0150**	25,000	0.4	300	1/4	6.35	19.1	9	0.9	0.4	5.9	150	3.2	1.6	79	90	1/4
CP3000-330R	**615 160 0160**	30,000	0.4	300	1/4	6.35	19.1	9	0.9	0.4	5.9	150	<2.5	-	78	89	1/4
CP3000-415R	**615 160 0190**	15,000	0.54	400	1/4	6.35	21.2	10	1.7	0.8	7.7	196	<2.5	-	80	91	1/4
CP3000-418R	**615 160 0200**	18,000	0.54	400	1/4	6.35	21.2	10	1.7	0.8	7.7	196	<2.5	-	77	88	1/4
CP3000-420F	**615 160 0250**	20,000	0.54	400	1/4	6.35	22	10.4	1.7	0.8	7.7	196	<2.5	-	82	93	1/4
CP3000-420R	**615 160 0210**	20,000	0.54	400	1/4	6.35	23.3	11	1.7	0.8	7.7	196	<2.5	-	78	89	1/4
CP3000-424F	**615 160 0260**	24,000	0.54	400	1/4	6.35	24	11.3	1.7	0.8	7.7	196	<2.5	-	82	93	1/4
CP3000-424R	**615 160 0220**	24,000	0.54	400	1/4	6.35	23.3	11	1.7	0.8	7.7	196	<2.5	-	79	90	1/4
CP3000-515F	**615 160 0300**	15,000	0.7	500	1/4	6.35	23.7	11.2	1.9	0.9	7.6	195	<2.5	-	79	90	1/4
CP3000-515R	**615 160 0270**	15,000	0.7	500	1/4	6.35	25.4	12	1.9	0.9	7.6	195	<2.5	-	81	92	1/4
CP3000-518F	**615 160 0310**	18,000	0.7	500	1/4	6.35	25.7	12.1	1.9	0.9	7.6	195	<2.5	-	80	91	1/4
CP3000-518R	**615 160 0280**	18,000	0.7	500	1/4	6.35	27.6	13	1.9	0.9	7.6	195	<2.5	-	80	91	1/4
CP3000-520F	**615 160 0320**	20,000	0.7	500	1/4	6.35	26.3	12.4	1.9	0.9	7.6	195	<2.5	-	81	92	1/4
CP3000-520R	**615 160 0290**	20,000	0.7	500	1/4	6.35	27.6	13	1.9	0.9	7.6	195	<2.5	-	81	92	1/4

All models: Hose int. 3/8" (9.5 mm)- @90 PSI (@6.3 Bar)

Listed specifications are for reference only. Please check documents in each tool.

<0.7 hp (500 W) Die Grinders

The CP3030 Series Benefits

LIGHTWEIGHT & ERGONOMIC

- Industrial die grinder
- Industrial grade durability up to 1,000 hours between maintenance intervals
- Operator comfort

CP3030-420R ★★ 20,000 RPM

1/4" (6.35MM)

FEATURES
- Streamlined safety lever
- Rear Exhaust
- Gearless durable construction

CP3030-418R/424R
Same features as CP3030-420R with respectively 18,000 - 24,000 rpm

CP3030-420F/424F
Same features as CP3030-420R with same speeds and Front exhaust.
NOT FOR CE MARKET

CP3030-520R ★★ 20,000 RPM

1/4" (6.35MM)

FEATURES
- Streamlined safety lever
- Rear Exhaust
- Gearless durable construction

CP3030-518R
Same features as CP3030-520R with 18,000 rpm

CP3030-325R ★★ 25,000 RPM

1/4" (6.35MM)

FEATURES
- Streamlined safety lever
- Rear Exhaust
- Gearless durable construction

CP3030-325R

CP3030-330R
Same features as CP3030-325R with 30,000 rpm

CP3030-325F/330F
Same features as CP3030-325R with 25,000, 30,000 rpm and Front exhaust.
NOT FOR CE MARKET

See accessories on pages 87 to 92

★ GENERAL MAINTENANCE ★★ INDUSTRIAL MAINTENANCE & PRODUCTION ★★★ SUPER INDUSTRIAL

MODEL	PART NUMBER	FREE SPEED	POWER		COLLET CAPACITY		AIR CONS. @LOAD		NET WEIGHT		LENGTH		VIBRATION LEVEL ISO 28927 (m/s²)		SOUND PRESS.	SOUND POWER	AIR INLET
		rpm	hp	W	in.	mm	cfm	l/s	lb	kg	in.	mm	a	k	ISO 15744 - dB(A)		in.
CP3030-325F	**615 160 4120**	25,000	0.4	300	1/4	6.35	16.3	7.7	1.1	0.5	6.1	154	<2.5	-	85	96	1/4
CP3030-325R	**615 160 4090**	25,000	0.4	300	1/4	6.35	17	8	1.1	0.5	6.1	154	<2.5	-	80	91	1/4
CP3030-330F	**615 160 4110**	30,000	0.4	300	1/4	6.35	17.6	8.3	1.1	0.5	6.1	154	<2.5	-	84	95	1/4
CP3030-330R	**615 160 4100**	30,000	0.4	300	1/4	6.35	19.1	9	1.1	0.5	6.1	154	<2.5	-	77	88	1/4
CP3030-418R	**615 160 4130**	18,000	0.54	400	1/4	6.35	21.2	10	1.8	0.8	6.8	174	<2.5	-	75	86	1/4
CP3030-420F	**615 160 4170**	20,000	0.54	400	1/4	6.35	21.4	10.1	1.8	0.8	6.8	174	<2.5	-	82	93	1/4
CP3030-420R	**615 160 4140**	20,000	0.54	400	1/4	6.35	23.3	11	1.8	0.8	6.8	174	<2.5	-	76	87	1/4
CP3030-424F	**615 160 4180**	24,000	0.54	400	1/4	6.35	23.1	10.9	1.8	0.8	6.8	174	<2.5	-	82	93	1/4
CP3030-424R	**615 160 4150**	24,000	0.54	400	1/4	6.35	23.3	11	1.8	0.8	6.8	174	<2.5	-	78	89	1/4
CP3030-518R	**615 160 4190**	18,000	0.7	500	1/4	6.35	27.6	13	1.9	0.9	6.8	174	<2.5	-	80	91	1/4
CP3030-520R	**615 160 4200**	20,000	0.7	500	1/4	6.35	29.7	14	1.9	0.9	6.8	174	<2.5	-	80	91	1/4

All models: Hose int. 3/8" (9.5 mm) - @90 PSI (@6.3 Bar)

Listed specifications are for reference only. Please check documents in each tool.

<0.5 hp (375 W) Die Grinders

The CP3019 Series Benefits

HIGH PERFORMANCE IN A COMPACT PACKAGE

- Industrial angle die grinder
- Optimal productivity
- Highest durability in demanding applications up to 2000 hours maintenance intervals

CP3019-31ES ★★★ 31,000 RPM

FEATURES

- Compact body
- Insulating composite over-housing
- Streamlined safety lever

CP3019-31ES

CP3019-20ES/25ES/40ES

Same features as CP3019-31ES with 20,000 - 25,000 - 40,000 rpm

CP3019-20ES/25ES/40ES CNOMO

Same features as CP3019-31ES with 20,000 - 25,000 - 40,000 rpm and 6 mm CNOMO collet

6MM

CP3019-31 ★★★ 31,000 RPM

1/4" (6.35MM)

FEATURES

- Compact body
- Insulating composite over-housing
- Streamlined safety lever

CP3019-18/20/25/40

Same features as CP3019-31 with respectively 18,000 - 20,000 - 25,000 - 40,000 rpm

CP3019-20/25/31/40 CNOMO

Same features as CP3019-31 with 20,000 - 25,000 - 31,000 - 40,000 rpm and 6 mm CNOMO collet

6MM

CP3019-12AC ★★★ 12,000 RPM

1/4" (6.35 MM)

FEATURES

- Compact body
- Insulating composite over-housing
- Streamlined safety lever

CP3019-20AC

Same features as CP3019-12AC with 20,000 rpm

CP3019-12AC/20AC CNOMO

Same features as CP3019-12AC with 12,000 - 20,000 rpm and 6 mm CNOMO collet

6MM

MODEL	PART NUMBER	FREE SPEED	POWER		COLLET CAPACITY		AIR CONS. @LOAD		NET WEIGHT		LENGTH		VIBRATION LEVEL ISO 28927 (m/s²)		SOUND PRESS.	SOUND POWER	AIR INLET
		rpm	hp	W	in.	mm	cfm	l/s	lb	kg	in.	mm	a	k	ISO 15744 - dB(A)		in.
CP3019-12AC	**615 160 4070**	12,000	0.5	375	1/4	6.35	17	8	1.1	0.5	8.5	216	3.7	1.9	78	89	1/4
CP3019-20AC	**615 160 4080**	20,000	0.5	375	1/4	6.35	19.9	9.4	1.1	0.5	8.5	216	4.3	3.4	82	93	1/4
CP3019-18	**615 160 0090**	18,000	0.5	375	1/4	6.35	15.1	7.1	0.8	0.4	6.7	169	<2.5	-	76	87	1/4
CP3019-20	**615 160 0100**	20,000	0.5	375	1/4	6.35	19.1	9	0.8	0.4	6.7	169	4.1	1.5	75	86	1/4
CP3019-25	**615 160 0110**	25,000	0.5	375	1/4	6.35	19.1	9	0.8	0.4	6.6	169	2.6	1.5	78	89	1/4
CP3019-31	**615 160 0120**	31,000	0.5	375	1/4	6.35	21.2	10	0.8	0.4	6.6	169	3.3	2.0	79	90	1/4
CP3019-40	**615 160 0130**	40,000	0.5	375	1/4	6.35	22	10.4	0.8	0.4	6.6	169	<2.5	-	81	92	1/4
CP3019-20ES	**615 160 2170**	20,000	0.5	375	1/4	6.35	18	8.5	1.2	0.6	9.8	249	3.7	1.9	74	85	1/4
CP3019-25ES	**615 160 2180**	25,000	0.5	375	1/4	6.35	19.1	9	1.2	0.6	9.8	249	3.2	1.7	77	88	1/4
CP3019-31ES	**615 160 2190**	31,000	0.5	375	1/4	6.35	19.9	9.4	1.2	0.6	9.8	249	3.6	1.6	81	92	1/4
CP3019-40ES	**615 160 2200**	40,000	0.5	375	1/4	6.35	21.2	10	1.2	0.6	9.8	249	3	2.0	80	91	1/4
CP3019-20 CNOMO	**615 160 0340**	20,000	0.5	375	-	6	19.1	9	0.8	0.4	6.7	169	<2,5	-	74	85	1/4
CP3019-25 CNOMO	**615 160 0350**	25,000	0.5	375	-	6	19.1	9	0.8	0.4	6.7	169	<2,5	-	78	89	1/4
CP3019-31 CNOMO	**615 160 0360**	31,000	0.5	375	-	6	21.2	10	0.8	0.4	6.7	169	2.8	2.0	77	88	1/4
CP3019-40 CNOMO	**615 160 0370**	40,000	0.5	375	-	6	22	10.4	0.8	0.4	6.7	169	2.8	1.4	77	88	1/4
CP3019-20ES CNOMO	**615 160 2210**	20,000	0.5	375	-	6	18	8.5	1.2	0.6	9.8	249	2.9	0.9	75	86	1/4
CP3019-25ES CNOMO	**615 160 2220**	25,000	0.5	375	-	6	19.1	9	1.2	0.6	9.8	249	4.7	2.4	78	89	1/4
CP3019-31ES CNOMO	**615 160 2230**	31,000	0.5	375	-	6	19.9	9.4	1.2	0.6	9.8	249	<2,5	-	80	91	1/4
CP3019-40ES CNOMO	**615 160 2240**	40,000	0.5	375	-	6	21.2	10	1.2	0.6	9.8	249	<2,5	-	78	89	1/4
CP3019-12AC CNOMO	**615 160 4230**	12,000	0.5	375	-	6	17	8	1.1	0.5	8.5	216	3.7	1.9	78	89	1/4
CP3019-20AC CNOMO	**615 160 4240**	20,000	0.5	375	-	6	19.9	9.4	1.1	0.5	8.5	216	4.3	3.4	82	93	1/4

All models: Hose int. 3/8" (10mm) - @90 PSI (@6.3 Bar)

Listed specifications are for reference only. Please check documents in each tool.

1 hp (750 W) Die Grinders

CP9113G

25,000 RPM

ROBUST STEEL CONSTRUCTION

FEATURES
- Robust machined steel housing
- Robust safety lever
- Front exhaust

BENEFITS
- Industrial die grinder
- High body durability
- Designed for rough use

CP3451-18SEC

18,000 RPM

INDUSTRIAL GRADE EXTENDED SHAFT DIE GRINDER

FEATURES
- Aluminum body
- Insulating composite cover
- Rear exhaust

BENEFITS
- Industrial straight die grinder
- Light body
- Industrial grade durability up to 1000 hours

CP3451-18SERC

Same features as CP3451-18SEC with rotative valve

NOT FOR CE / NA MARKETS

CP9113GES

25,000 RPM

ROBUST STEEL CONSTRUCTION

FEATURES
- Robust machined steel housing
- Robust safety lever
- Side exhaust

BENEFITS
- Industrial extended shaft die grinder
- High body durability
- Designed for rough use

CP9113GES

See accessories on pages 87 to 92

GENERAL MAINTENANCE | INDUSTRIAL MAINTENANCE & PRODUCTION | SUPER INDUSTRIAL

MODEL	PART NUMBER	FREE SPEED	POWER		COLLET CAPACITY		AIR CONS. @LOAD		NET WEIGHT		LENGTH		VIBRATION LEVEL ISO 28927 (m/s²)		SOUND PRESS.	SOUND POWER	AIR INLET
		rpm	hp	W	in.	mm	cfm	l/s	lb	kg	in.	mm	a	k	ISO 15744 - dB(A)		in.
CP3451-18SEC	**615 160 2010**	18,000	1	750	1/4	6.35	36.9	17.4	3.1	1.4	13	330	2.7	1.8	84	95	3/8
CP3451-18SERC	**615 160 2040**	18,000	1	750	1/4	6.35	36.9	17.4	3.1	1.4	13	330	2.7	1.8	84	95	3/8
CP9113G	**615 160 0010**	25,000	1	750	1/4	6.35	31.8	15	2.5	1.2	6.7	170	3.6	1.8	93	104	3/8
CP9113GES	**615 160 2070**	25,000	1	750	1/4	6.35	31.8	15	3.5	1.6	12.6	320	2.7	1.1	83	94	3/8

All models: Hose int. 1/2" (13mm) - @90 PSI (@6.3 Bar)

Listed specifications are for reference only. Please check documents in each tool.

CP3650-120ACC

12,000 RPM

SUPERIOR PERFORMANCE & ERGONOMICS

FEATURES

- 2.3 hp (1,700 W) high performance governed motor
- Superior durability bevel gear
- Streamlined safety lever

BENEFITS

- Highest durability in demanding applications up to 2000 hours
- Superior torque for maximal productivity
- Superior ergonomics

CP3650-120ACC

0.8 & 2.3 hp (600 & 1,700 W) Die Grinders

CP3109-24

24,000 RPM

CP3109-19
CP3109-28

Same features as CP3119-24 with 19,000 - 28,000 rpm

CP3109-19ES
24ES/28ES

Same features as CP3109-24 with 19,000 - 24,000 - 28,000 rpm and extended shaft

HIGH PERFORMANCE

FEATURES

- Steel housing
- Insulating composite over-housing
- Streamlined safety lever

BENEFITS

- Industrial die grinder
- High productivity
- Highest durability in demanding applications with up to 2000 hrs between maintenance intervals

CP3109-13AC

13,000 RPM

HIGH PERFORMANCE

FEATURES

- Insulating composite over-housing
- Streamlined safety lever
- Highly durable bevel gear

BENEFITS

- Industrial die grinder
- Optimal productivity
- Highest durability in demanding applications with up to 2,000 hours between maintenance intervals

See accessories on pages 87 to 92

GENERAL MAINTENANCE | INDUSTRIAL MAINTENANCE & PRODUCTION | SUPER INDUSTRIAL

MODEL	PART NUMBER	FREE SPEED	POWER		COLLET CAPACITY		AIR CONS. @LOAD		NET WEIGHT		LENGTH		VIBRATION LEVEL ISO 28927 (m/s²)		SOUND PRESS.	SOUND POWER	AIR INLET
		rpm	hp	W	in.	mm	cfm	l/s	lb	kg	in.	mm	a	k	ISO 15744 - dB(A)		in.
CP3109-13AC	**615 160 4060**	13,000	0.8	600	1/4	6.35	31.8	15	2.4	1.1	8.6	216	3.7	1.4	85	96	3/8
CP3109-19	**615 160 0020**	19,000	0.8	600	1/4	6.35	31.8	15	2	0.9	8.8	222	3.0	1.7	76	87	3/8
CP3109-24	**615 160 0030**	24,000	0.8	600	1/4	6.35	31.8	15	2	0.9	8.8	222	<2.5	-	81	92	3/8
CP3109-28	**615 160 0040**	28,000	0.8	600	1/4	6.35	31.8	15	2	0.9	8.8	222	<2.5	-	85	96	3/8
CP3109-19ES	**615 160 2080**	19,000	0.8	600	1/4	6.35	31.8	15	2.9	1.3	14.5	363	<2.5	-	76	87	3/8
CP3109-24ES	**615 160 2090**	24,000	0.8	600	1/4	6.35	31.8	15	2.9	1.3	14.2	361	<2.5	-	81	92	3/8
CP3109-28ES	**615 160 2100**	28,000	0.8	600	1/4	6.35	31.8	15	2.9	1.3	14.2	361	<2.5	-	85	96	3/8
CP3650-120ACC	**615 160 7230**	12,000	2.3	1,700	1/4	6.35	68	32	3.1	1.4	9.4	238	7.5	2.5	82	93	3/8

All models: Hose int. 1/2" (13mm) - @90 PSI (@6.3 Bar)

Listed specifications are for reference only. Please check documents in each tool.

1.2 hp (900 W) Die Grinders

The CP3119 Series Benefits

HIGH PERFORMANCE

- Industrial
- High productivity
- Highest durability in demanding applications up to 2000 hours maintenance intervals

CP3119-22 ★★★ 22,000 RPM

1/4" (6.35MM)

FEATURES
- Steel housing
- Insulating composite over-housing
- Streamlined safety lever

CP3119-12/15/18

Same features as CP3119-22 with 12,000 - 15,000 - 18,000 rpm

CP3119-12/15/18/22 CNOMO

Same features as CP3019-22 with 12,000 - 15,000 - 18,000 - 22,000 rpm and 6 mm CNOMO collet

6MM

See accessories on pages 87 to 92

CP3119-22ES ★★★ 22,000 RPM

FEATURES

1/4" (6.35MM)

- Steel housing
- Insulating composite over-housing
- Extended body with rubber grip

CP3119-22ES

CP3119-12ES/15ES 18ES/22ES

Same features as CP3119-22ES with 12,000 - 15,000 - 18,000 - 22,000 rpm

CP3119-12ES/15ES/18ES/22ES CNOMO

Same features as CP3019-22ES with 12,000 - 15,000 - 18,000 - 22,000 rpm and 6 mm CNOMO collet

6MM

★ GENERAL MAINTENANCE ★★ INDUSTRIAL MAINTENANCE & PRODUCTION ★★★ SUPER INDUSTRIAL

MODEL	PART NUMBER	FREE SPEED	POWER		COLLET CAPACITY		AIR CONS. @LOAD		NET WEIGHT		LENGTH		VIBRATION LEVEL ISO 28927 (m/s²)		SOUND PRESS.	SOUND POWER	AIR INLET
		rpm	hp	W	in.	mm	cfm	l/s	lb	kg	in.	mm	a	k	ISO 15744 - dB(A)		in.
CP3119-12	**615 160 0050**	12,000	1.2	900	1/4	6.35	33.9	16	2.2	1	8.8	222	<2.5	-	76	87	3/8
CP3119-12ES	**615 160 2110**	12,000	1.2	900	1/4	6.35	33.9	16	3.1	1.4	14.2	361	<2.5	-	76	87	3/8
CP3119-15	**615 160 0060**	15,000	1.2	900	1/4	6.35	36	17	1.2	1	8.8	222	3.8	2.2	81	92	3/8
CP3119-15ES	**615 160 2120**	15,000	1.2	900	1/4	6.35	36	17	3.1	1.4	14.2	361	<2.5	-	81	92	3/8
CP3119-18	**615 160 0070**	18,000	1.2	900	1/4	6.35	38.2	18	2.2	1	8.8	222	2.9	1.8	80	91	3/8
CP3119-18ES	**615 160 2130**	18,000	1.2	900	1/4	6.35	38.2	18	3.1	1.4	14.2	361	<2.5	-	80	91	3/8
CP3119-22	**615 160 0080**	22,000	1.2	900	1/4	6.35	38.2	18	2.2	1	8.8	222	<2.5	-	81	92	3/8
CP3119-22ES	**615 160 2140**	22,000	1.2	900	1/4	6.35	38.2	18	3.1	1.4	14.2	361	2.6	0.8	81	92	3/8
CP3119-12 CNOMO	**615 160 0380**	12,000	1.2	900	-	6	33.9	16	2.2	1	8.7	222	<2.5	-	75	86	3/8
CP3119-12ES CNOMO	**615 160 2250**	12,000	1.2	900	-	6	33.9	16	3.1	1.4	14.3	363	2.7	-	76	87	3/8
CP3119-15 CNOMO	**615 160 0390**	15,000	1.2	900	-	6	36	17	2.2	1	8.7	222	<2.5	-	80	91	3/8
CP3119-15ES CNOMO	**615 160 2260**	15,000	1.2	900	-	6	36	17	3.1	1.4	14.3	363	<2.5	-	81	92	3/8
CP3119-18 CNOMO	**615 160 0400**	18,000	1.2	900	-	6	38.2	18	2.2	1	8.7	222	<2.5	-	81	92	3/8
CP3119-18ES CNOMO	**615 160 2270**	18,000	1.2	900	-	6	38.2	18	3.1	1.4	14.3	363	<2.5	-	80	91	3/8
CP3119-22 CNOMO	**615 160 0410**	22,000	1.2	900	-	6	38.2	18	2.2	1	8.7	222	<2.5	-	81	92	3/8
CP3119-22ES CNOMO	**615 160 2280**	22,000	1.2	900	-	6	38.2	18	3.1	1.4	14.3	363	<2.5	-	81	92	3/8

All models: Hose int. 1/2" (13mm) - @90 PSI (@6.3 Bar)

Listed specifications are for reference only. Please check documents in each tool.

CP3119-12EXL

12,000 RPM

HIGH PERFORMANCE

FEATURES

- 33.6" (853 mm) extended body with one piece steel structure
- Steel construction
- Insulating composite over-housing

BENEFITS

- Industrial extended shaft long die grinder
- High productivity
- Highest durability in demanding applications with up to 2000 hrs between maintenance intervals

CP3119-12EXL

1.2 hp (900 W) Long Reach Die Grinders

CP3119-12EL

12,000 RPM

HIGH PERFORMANCE

FEATURES

- 23,7" (603 mm) extended body with one piece steel structure
- Steel housing
- Insulating composite over-housing

BENEFITS

- Industrial extended shaft long die grinder
- High productivity
- Highest durability in demanding applications with up to 2000 hrs between maintenance intervals

CP3119-12EL

See accessories on pages 87 to 92

GENERAL MAINTENANCE | INDUSTRIAL MAINTENANCE & PRODUCTION | SUPER INDUSTRIAL

MODEL	PART NUMBER	FREE SPEED	POWER		COLLET CAPACITY		AIR CONS. @LOAD		NET WEIGHT		LENGTH		VIBRATION LEVEL ISO 28927 (m/s²)		SOUND PRESS.	SOUND POWER	AIR INLET
		rpm	hp	W	in.	mm	cfm	l/s	lb	kg	in.	mm	a	k	ISO 15744 - dB(A)		in.
CP3119-12EL	**615 160 2150**	12,000	1.2	900	1/4	6.35	33.9	16	4.6	2.1	23.7	603	3	1.3	74	85	3/8
CP3119-12EXL	**615 160 2160**	12,000	1.2	900	1/4	6.35	33.9	16	5.9	2.7	33.6	853	3.1	1.4	74	85	3/8

All models: Hose int. 3/8" (10mm) - @90 PSI (@6.3 Bar)

Listed specifications are for reference only. Please check documents in each tool.

<1.2 hp (900 W) Straight Wheel Grinders

CP3119-18ES3 ★★★ 18,000 RPM

3" 80 mm

CP3119-12ES3
Same features as CP3119-18SE3 with 12,000 rpm and 3" wheel capacity

CP3119-12ES4
Same features as CP3119-18ES3 with 12,000 rpm and 4" wheel

CP3119-15ES2/3
Same features as CP3119-18SE3 with 15,000 rpm and 2" & 3" wheel capacity

CP3119-123X
Same features as CP3119-12ES3 with short shaft

HIGH PERFORMANCE

FEATURES
- Steel housing
- Insulating composite over-housing
- Extended body with rubber grip

BENEFITS
- Industrial straight wheel grinder
- High productivity
- Highest durability in demanding applications with up to 2,000 hours between maintenance intervals

CP3119-15ES3

CP3451-18SE3 ★★ 18,000 RPM

3" 80 mm

INDUSTRIAL GRADE STRAIGHT WHEEL GRINDER

FEATURES
- Aluminum body
- Insulating composite cover
- Rear exhaust

BENEFITS
- Industrial straight wheel grinder
- Light body
- Industrial grade durability with up to 1,000 hours between maintenance intervals

CP3451-18SE3

CP3451-16SE25
Same features as CP3451-18SE3 with 16,000 rpm & 2.5" wheel capacity

CP3451-16SER25
Same features as CP3451-18SE3 with 16,000 rpm, 2.5" wheel capacity and rotative valve
NOT FOR CE / NA MARKET

CP3451-18SER3
Same features as CP3451-18SE3 with rotative valve
NOT FOR CE / NA MARKET

See accessories on pages 87 to 92

★ GENERAL MAINTENANCE ★★ INDUSTRIAL MAINTENANCE & PRODUCTION ★★★ SUPER INDUSTRIAL

MODEL	PART NUMBER	FREE SPEED	POWER		MAX WHEEL CAPACITY		SPINDLE THREAD	AIR CONS. @LOAD		NET WEIGHT		LENGTH		VIBRATION LEVEL ISO 28927 (m/s²)		SOUND PRESS.	SOUND POWER	AIR INLET
		rpm	hp	W	in.	mm	in.	cfm	l/s	lb	kg	in.	mm	a	k	ISO 15744 - dB(A)		in.
CP3119-123X	**615 160 6070**	12,000	1.2	900	3x25/32x1/2	80x20x12.7	1/2-13	33.9	16	3.7	1.7	9.3	236	<2.5	-	70	81	3/8
CP3119-12ES3X	**615 160 6030**	12,000	1.2	900	3x1/2x3/8	80x13x9.52	3/8-24	33.9	16	3.7	1.7	13.3	338	NA	-	77	88	3/8
CP3119-12ES4	**615 160 6020**	12,000	1.2	900	4x1/2x3/8	100x13x9.52	3/8-24	33.9	16	4	1.8	13.3	338	2.5	-	78	89	3/8
CP3119-15ES2	**615 160 6040**	15,000	1.2	900	2.5x1/2x3/8	63x13x9.52	3/8-24	33.9	16	3.5	1.6	13.3	338	<2.5	-	77	88	3/8
CP3119-15ES3	**615 160 6050**	15,000	1.2	900	3x1/2x3/8	80x13x9.52	3/8-24	33.9	16	3.7	1.7	13.3	338	2.7	1.1	78	89	3/8
CP3119-18ES3	**615 160 6060**	18,000	1.2	900	3x1/2x3/8	80x13x9.52	3/8-24	33.9	16	3.7	1.7	13.3	338	5.3	3.1	77	88	3/8
CP3451-16SE25	**615 160 2020**	16,000	0.8	600	2.5x1/2x3/8	63x13x9.52	3/8-24	27.8	13.1	3.3	1.5	13.8	346	10	5.0	82	93	3/8
CP3451-16SER25	**615 160 2050**	16,000	0.8	600	2.5x1/2x3/8	63x13x9.52	3/8-24	27.8	13.1	3.3	1.5	13.8	346	14.1	4.7	82	93	3/8
CP3451-18SE3	**615 160 2030**	18,000	1	750	3x1/2x3/8	80x13x9.52	3/8-24	36.9	17.4	3.5	1.6	14	351	3.1	1.3	84	95	3/8
CP3451-18SER3	**615 160 2060**	18,000	1	750	3x1/2x3/8	80x13x9.52	3/8-24	36.9	17.4	3.5	1.6	14	351	3.1	1.3	84	95	3/8

All models: Hose int. 1/2" (13mm) - @90 PSI (@6.3 Bar)

Listed specifications are for reference only. Please check documents in each tool.

3.2 & 3.6 HP (2,400 & 2,700 W) Straight Wheel Grinders

The CP3249 Series Benefits

PERFORMANCE IN HEAVY APPLICATIONS

- Industrial straight wheel grinder
- High productivity
- Highest durability in demanding applications with up to 2000 hrs between maintenance intervals

CP3249-GABSYG

6,000 RPM

6" 150 mm

FEATURES

- Grooved handles for improved operator grip
- Double action safety lever
- Overspeed prevention device included

CP3249-GABSYG

CP3249-GABSYGE

Same features as CP3249-GABSYG
CE CERTIFICATION /
NOT FOR ANSI MARKET

CP3249-GABSUD

4,500 RPM

8" 200 mm

CP3249-GABSUDE

Same features as CP3249-GABSUD
CE CERTIFICATION /
NOT FOR ANSI MARKET

FEATURES

- Grooved handles for improved operator grip
- Double action safety lever
- Overspeed prevention device included



See accessories on pages 87 to 92

GENERAL MAINTENANCE | INDUSTRIAL MAINTENANCE & PRODUCTION | SUPER INDUSTRIAL

MODEL	PART NUMBER	FREE SPEED	POWER		MAX WHEEL CAPACITY		SPINDLE THREAD	AIR CONS. @LOAD		NET WEIGHT		LENGTH		VIBRATION LEVEL ISO 28927 (m/s²)		SOUND PRESS.	SOUND POWER	AIR INLET
		rpm	hp	W	in.	mm	in.	cfm	l/s	lb	kg	in.	mm	a	k	ISO 15744 - dB(A)		in.
CP3249-GABSUD	**615 160 6140**	4,500	3.2	2,400	8x1x5/8	200x25x15.9	5/8-11	17	8	13.9	6.3	21.8	554	NA	-	82	93	1/2
CP3249-GABSUDE	**615 160 6190**	4,500	3.2	2,400	8x1x5/8	200x25x15.9	5/8-11	70	33	13.9	6.3	19.4	492	NA	-	82	93	1/2
CP3249-GABSYG	**615 160 6130**	6,000	3.6	2,700	6x1x5/8	150x25x15.9	5/8-11	27	13	12.3	5.6	21.8	554	NA	-	82	93	1/2
CP3249-GABSYGE	**615 160 6180**	6,000	3.6	2,700	6x1x5/8	150x25x15.9	5/8-11	86	41	12.3	5.6	19.4	492	NA	-	82	93	1/2

All models: Hose int. 5/8" (16mm) - @90 PSI (@6.3 Bar)

Listed specifications are for reference only. Please check documents in each tool.

Accessories Die Grinders

ACCESSORIES INCLUDED

MODEL	DESCRIPTION	PART NO.
CP3000-600CR	Collet ø 1/8" Wrench	205 054 8553 205 054 8083
CP3000-600CR	Collet ø 3mm Wrench	205 054 8563 205 054 8083
CP3000-3..R/F	Serie 300 collet ø 1/4" (5.55 to 6.35mm Flat wrench (2)	615 526 0590 205 054 8063
CP3000-5..R/F CP3000-4..R/F CP3030-4..R/F CP3030-5..R/F	Series 200 collet, ø 1/4" (5.55 to 6.35mm) Flat wrench	615 526 0630 205 054 8193
CP3019-..ES CP3019-..AC CP3119-..	Serie 300 collet ø 1/4" (5.55 to 6.35mm) Exhaust hose L= 31" (0.8m) Flat wrench, 7/16" (11mm) Flat wrench, 11/16" (17mm)	615 526 0590 615 875 1060 615 801 0030 615 501 0320
CP3030-3..R/F	Series 300 collet, ø 1/4" (5.55 to 6.35mm) Flat wrench (2)	615 526 0590 205 054 8063
CP9113..	Serie 200 collet, ø 1/4" (5.55 to 6.35mm) Flat wrench Flat wrench	615 526 0630 205 054 4513 205 054 4523
CP3451	Serie 200 collet ø1/4" (5.55 to 6.35mm) Exhaust hose (only with CP3451-18SERC) Cone wheel adaptor Stem Wrench (2)	615 526 0630 615 432 0110 615 542 1330 615 801 0810 205 049 6453
CP3109-13AC	Series 300 collet, ø 1/4" (5.55 to 6.35mm) Exhaust hose 60" (1.5m) Flat wrench, 7/16" (11mm) Flat wrench, 11/16" (17mm)	615 526 0590 615 875 1130 615 801 0030 615 801 0320
CP3109-.. CP3109-..ES CP3119-.. CP3119-..ES	Series 200 collet, ø 1/4" (5.55 to 6.35mm) Exhaust hose 60" (1.5m) Flat wrench, 14mm Flat wrench, 3/4" (19mm)	615 526 0630 615 875 1130 615 801 0050 615 801 0760
CP3019-...CNOMO CP3019-...ES CNOMO	CNOMO collet ø 6mm Exhaust hose L = 0.8m (31") Flat wrench, 25/64" (10mm) Flat wrench, 7/16" (11mm)	615 526 0460 615 875 1060 615 801 0020 615 801 0030
CP3119-... CNOMO CP3119-...ES CNOMO	Collet-holder extension L = 28mm (1.1") CNOMO collet ø 6mm Exhaust hose L = 1.5m (60") Flat wrench, 14mm (Qty 2)	615 523 0180 615 526 0490 615 875 1130 615 801 0050

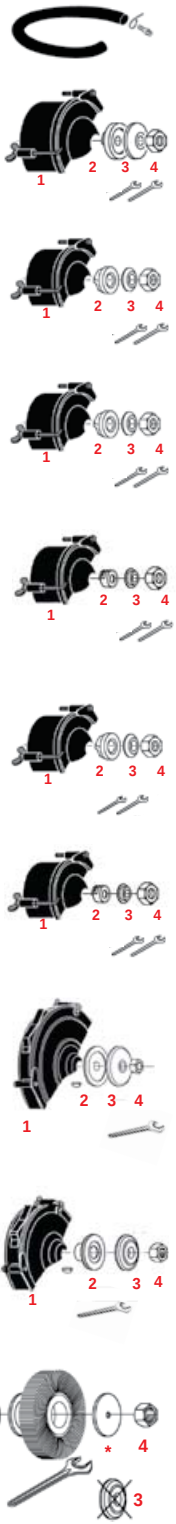

MODEL	ITEM	DESCRIPTION	PART NO.
CP3119-...	.	Exhaust hose L= 31" (0.8m)	615 875 1130
CP3119-12ES4	1 2 3 4 . .	4" (100mm) Disc Guard Rear flange 3/8" Front flange 3/8" Locknut Flat wrench, 9/16" (14.3mm) Flat wrench, 3/4" (19mm)	615 504 1520 615 503 1310 615 502 0630 615 608 0440 615 801 0740 615 801 0760
CP3119-18ES3 CP3119-15ES3 CP3119-12ES3 CP3119-12ES3X	1 2 3 4 . 	3" (80mm) Disc Guard Rear flange 3/8" Front flange 3/8" Locknut Flat wrench, 9/16" (14.3mm) Flat wrench, 3/4" (19mm)	615 504 1510 615 503 1250 615 502 0130 615 608 0440 615 801 0740 615 801 0760
CP3119-123X	1 2 3 4 .	3" (80mm) Disc Guard Rear flange 1/2" Front flange 1/2" Locknut Flat wrench, 3/4" (19mm)	615 504 1510 615 503 1270 615 502 0440 615 608 0450 615 801 0760
CP3119-15ES2	1 2 3 4 . 	2-1/2" (63mm) Disc Guard Rear flange 3/8" Front flange 3/8" Locknut Flat wrench, 11/16" (17mm) Flat wrench, 9/16" (14.3mm)	615 504 1500 615 503 1260 615 502 0430 615 608 0440 615 801 0320 615 801 0740
CP3451-..		Exhaust hose	615 432 0110
CP3451-18SE3 CP3451-18SER3	1 2 3 4 .	3" (80mm) Disc Guard Rear flange Front flange Locknut Flat wrench (2)	615 504 1910 615 503 1620 615 502 0790 615 605 0950 205 049 6453
CP3451-16SE25 CP3451-16SER25	1 2 3 4 .	2-1/2" (63mm) Disc Guard Rear flange Front flange Locknut Flat wrench (2)	615 504 1890 615 503 1610 615 502 0800 615 605 0950 205 049 6453
CP3249 -GABSUDE CP3249 -GABSUD	1 2 3 4 . .	8" (200mm) Disc Guard Rear flange Front flange Locknut Woodruff key Flat wrench 1-1/16" (27 mm)	615 504 0780 615 503 0040 615 502 0070 615 608 0060 615 630 0190 615 801 0770
CP3249 -GABSYGE CP3249 -GABSYG	1 2 3 4 . .	6" (150mm) Disc Guard Rear flange Front flange Locknut Woodruff key Flat wrench	615 504 0790 615 503 0280 615 502 0270 615 608 0060 615 630 0190 615 801 0770
CP3249 -GABSYGE CP3249 -GABSYG FLAP WHEEL	1 2 3 4 . . *	6" (150mm) Disc Guard Rear flange Front flange Locknut Woodruff key Flat wrench 1-1/16" (27 mm) Flange supplied with flap wheel. To be drilled to fit the diameter of the output shaft of the tool	615 504 0790 615 503 0280 615 502 0270 615 608 0060 615 630 0190 615 801 0770

Accessories Die Grinders

OPTIONAL ACCESSORIES

MODEL	DESCRIPTION	PART NO.
3119-...CNOMO	Collet-holder extension L = 28mm (1.1")	615 523 0180
3119-...ES	CNOMO collet ø 3mm	615 526 0480
CNOMO	CNOMO collet ø 6.35mm (1/4")	615 526 0500
	CNOMO collet ø 8mm	615 526 0510
	Complete silencer kit	615 396 1660
	Reinforced cloth-lined exhaust hose L = 0.75m (30")	615 875 1160
	Clippable silencer	615 396 6550

MODEL	DESCRIPTION	PART NO.
3019-...CNOMO	CNOMO collet ø 2.5mm	615 526 0890
3019-...ES	CNOMO collet ø 3mm	615 526 0440
CNOMO	CNOMO collet ø 3.2mm (1/8")	615 526 0450
	CNOMO collet ø 4mm (5/32")	615 526 0900
	CNOMO collet ø 5mm	615 526 0920
	CNOMO collet ø 6.4mm (1/4")	615 526 0470
	Complete silencer kit	615 396 1010
	Silencer	615 574 0280
	Clippable silencer	615 396 1240
	Grease gun (capacity 24g - 0.8 oz.)	615 990 1490
	Grease for bevel gear (1kg - 2.2lb)	615 990 1480

COLLET

SERIES 200 COLLET

MODEL	CAPACITY	PART NO.
CP3000-3..R/F	Collet, ø 1/8" (2.4 to 3.2mm)	615 526 0610
CP3000-5..R/F	Collet, ø 3.2 to 4mm	615 526 1510
CP3000-4..R/F	Collet, ø 3.7 to 4.5mm	615 526 1520
CP3019-..(ES)	Collet, ø 4.2 to 5mm	615 526 1530
CP3030-4..R/F	Collet, ø 5.2 to 6mm	615 526 0620
CP3030-5..R/F	Collet, ø 1/4" (5.55 to 6.35mm)	615 526 0630
CP3109-..	Collet, ø 7.2 to 8mm	615 526 0640
CP3119-..	Collet, ø 3/8" (8.7 to 9.5mm)	615 526 0650
CP9113G/ES		
CP3451-..		
CP3650-120ACC		

SERIES 300 COLLET

MODEL	CAPACITY	PART NO.
CP3019-..	Collet, ø 3/64" (0.4 to 1.2mm)	615 526 0520
CP3109-13AC	Collet, ø 5/64" (1.2 to 2mm)	615 526 0530
CP3030-3..R/F	Collet, ø 3/32" (1.7 to 2.5mm)	615 526 0540
	Collet, ø 1/8" (2.4 to 3.2mm)	615 526 0550
	Collet, ø 5/32" (3.16 to 3.96mm)	615 526 0560
	Collet, ø 3/16" (3.95 to 4.75mm)	615 526 0570
	Collet, ø 7/32" (4.75 to 5.55mm)	615 526 0580
	Collet, ø 1/4" (5.55 to 6.35mm)	615 256 0590

MODEL	CAPACITY	PART NO.
CP875, CP876, CP9105Q-B, CP9106Q-B, CP9108Q-B, CP9110Q-B, CP9111Q-B, CP9112Q-B,	3 mm	205 048 4292
CP9105Q-B, CP9106Q-B, CP9108Q-B, CP9110Q-B, CP9111Q-B, CP9112Q-B,	1/4" 6 mm	205 048 4293 C139289
CP9105Q-B, CP9106Q-B, CP9108Q-B, CP9110Q-B, CP9111Q-B, CP9112Q-B, CP875, CP876	1/8" 1/4"	205 051 6623 C138727

Accessories Die Grinders

SILENCERS

MODEL	DESCRIPTION	PART NO.
CP3019-..(ES) CP3000-3..R CP3000-...R CP3019-.. CP3030-..R	Kit silencer Clippable silencer	615 396 1010 615 396 1240

MODEL	ITEM	DESCRIPTION	PART NO.
CP3109-.. CP3119-.. CP3109-13AC CP3650-120ACC	1 2	Kit silencer Clippable silencer	615 396 1660 615 396 6550
CP3451	3 4 5	Kit silencer Exhaust hose Exhaust hose adaptor*	615 574 0760 615 432 0110 615 730 1870

* Needed to fit 3 and 4 on safety lever versions

MODEL	DESCRIPTION	PART NO.
CP3249-...	Kit silencer	615 399 4600

OTHER ACCESSORIES

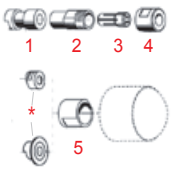

MODEL	ITEM	DESCRIPTION	PART NO.
CP3119-..	1	Spacer for collet-holder	615 666 1490
	2	Series 200 collet holder	615 523 0230
	3	Series 200 collet	see page 89
	4	Series 200 collet nut	615 607 1440
	5	Spacer for threaded cone wheel	615 503 5160
	*	3/8"	

Rear flange supplied with tool 615 503 1260 or 615 503 1250

HOSE

MODEL	DESCRIPTION	PART NO.
CP3000-600CR	Hose kit (incl. Inlet hose & exhaust hose)	205 054 8473

ADAPTER

DESCRIPTION	PART NO.
Collet adapter allows use of 1/8" shank burrs (For any 1/4" Collet die grinder)	C123029

MOUNTED POINTS
6 MM Ø SHANK - RED

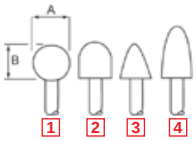

N°	MAX SPEED*	A		B		PART NO.
	rpm	in.	mm	in.	mm	
1	59,000	0.62	16	0.62	16	435983
2	50,000	0.79	20	0.62	16	435993
3	45,000	0.79	20	1.10	28	436003
4	48,000	0.79	20	1.26	32	436013

MOUNTED POINTS
3 MM Ø SHANK - RED

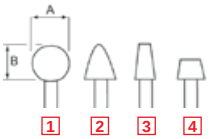

N°	MAX SPEED*	A		B		PART NO.
	rpm	in.	mm	in.	mm	
1	104,000	0.19	5	0.19	5	38582
2	104,000	0.19	5	0.31	8	38522
3	105,000	0.16	4	0.16	4	38562
4	81,000	0.25	6	0.25	6	38542

Accessories Die Grinders

CP CARBIDE BURR

SPEED GUIDE

Recommended Operating Speeds

All rpm ratings in the table below are listed as thousands.

BURR HEAD DIAMETER	MAX. OPERATING SPEED	ALUMINUM, PLASTIC		BRASS, COPPER, CAST IRON, BRONZE		UNHARDENED STEEL		HARDENED STEEL, STAINLESS STEEL, NIMONIC ALLOYS	
		Speed Range	Recomm. Start Point	Speed Range	Recomm. Start Point	Speed Range	Recomm. Start Point	Speed Range	Recomm. Start Point
3 mm (1/8")	**100**	60 - 80	65	45 - 80	65	60 - 80	80	60 - 80	80
6 mm (1/4")	**65**	15 - 60	40	22 - 60	45	45 - 60	50	30 - 45	40
10 mm (3/8")	**55**	10 - 50	25	15 - 40	30	30 - 40	30	19 - 30	25
12 mm (1/2")	**35**	7 - 30	20	11 - 30	25	22 - 30	25	15 - 22	20
16 mm (5/8")	**25**	6 - 20	15	9 - 20	20	18 - 20	20	12 - 18	15
20 mm (3/4")	**20**	5 - 17	10	8 - 17	12	15 - 17	15	10 - 15	10
25 mm (1")	**15**	4 - 13	8	6 - 13	10	10 - 13	10	7 - 11	8

Recommended speeds are based on standard shank length of 45 mm / (1-3/4") max overhang of 10 mm (3/8")
Maximum recommended operating speeds for extended length shanks is 15,000 rpm

Chicago Pneumatic offers a wide range of products that will cover virtually every application on industry.

CP OFFERS THREE DIFFERENT TYPES OF CUT

DOUBLE CUT

The most common on the market, to be used on hard metal applications

POWER CUT

When high performance and durability is a must, to be used on hard metal application

ALUMINUM CUT

To be used on all soft metals

CARBIDE BURR DISPLAY

IMPERIAL

Part No. 894 017 2244

- 40 pieces display CP branded
- Plastic door with a key lock
- All double cut burrs
- All 1/4" Ø shank
- 2 x (5 shapes and 4 head sizes)
- Shapes B, C, F, G, L
- Head sizes 1/4", 5/16", 3/8", 1/2"

METRIC

Part No. 894 017 1789

- 40 pieces display CP branded
- Plastic door with a key lock
- All double cut burrs
- All 6 mm shank
- 2 x (5 shapes and 4 head sizes)
- Shapes B, C, F, G, L
- Head sizes 6, 8, 10, 12 mm

CARBIDE BURR KITS

DOUBLE CUT

1/8" Ø SHANK
Part No. 894 017 2240
Kit includes:
- 10 pieces
- 1/8" head for imperial, shapes A, B, C, D, E, F, G, L, M, N

3MM Ø SHANK
Part No. 894 017 1785
Kit includes:
- 10 pieces
- 3mm head for metric, shapes A, B, C, D, E, F, G, L, M, N

DOUBLE CUT

1/4" Ø SHANK
Part No. 894 017 2242
Kit includes:
- 5 pieces
- 3/8" head, shapes B, C.
- 1/2" head, shapes C, F, L

6MM Ø SHANK
Part No. 894 017 1787
Kit includes:
- 5 pieces
- 10mm head, shapes B, C.
- 12mm head, shapes C, F, L

POWER CUT

1/4" Ø SHANK
Part No. 894 017 2241
Kit includes:
- 5 pieces
- 1/2" head for imperial, shapes B, C, F, G, L

6MM Ø SHANK
Part No. 894 017 1786
Kit includes:
- 5 pieces
- 12mm head for metric, shapes B, C, F, G, L

ALUMINUM CUT

1/4" Ø SHANK
Part No. 894 017 2243
Kit includes:
- 5 pieces
- 3/8" head, shapes B, C.
- 1/2" head, shapes C, F, L

6MM Ø SHANK
Part No. 894 017 1788
Kit includes:
- 5 pieces
- 10mm head, shapes B, C.
- 12mm head, shapes C, F, L

Accessories Die Grinders

CP CARBIDE BURR

SINGLE PIECE - IMPERIAL

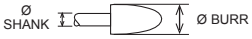

SHAPE		HEAD SHAPE	DOUBLE CUT						POWER CUT		ALUMINUM CUT	
			SHANK 1/8"	SHANK 1/4"					SHANK 1/4"		SHANK 1/4"	
			BURR Ø 1/8"	BURR Ø 1/4"	BURR Ø 5/16"	BURR Ø 3/8"	BURR Ø 1/2"	BURR Ø 5/8"	BURR Ø 1/2"	BURR Ø 5/8"	BURR Ø 3/8"	BURR Ø 1/2"
	A	**Cylinder w/o endcut**	894 017 2174	894 017 2204	894 017 2211		894 017 2192			894 017 2223	894 017 2228	
	B	**Cylinder with endcut**	894 017 2175	894 017 2205	894 017 2212	894 017 2184	894 017 2193		894 017 2217	894 017 2224	894 017 2248	894 017 2234
	C	**Ball nosed cylinder**	894 017 2176	894 017 2206	894 017 2213	894 017 2185	894 017 2194	894 017 2201	894 017 2218	894 017 2225	894 017 2229	894 017 2235
	D	**Ball**	894 017 2177	894 017 2207	894 017 2214	894 017 2186	894 017 2195				894 017 2230	894 017 2236
	E	**Oval**	894 017 2178		894 017 2215	894 017 2187						
	F	**Ball nosed tree**	894 017 2179	894 017 2208	894 017 2245	894 017 2188	894 017 2196	894 017 2202	894 017 2219	894 017 2226	894 017 2231	894 017 2237
	G	**Pointed Tree**	894 017 2180	894 017 2209	894 017 2216	894 017 2189	894 017 2197		894 017 2220		894 017 2249	894 017 2238
	H	**Flame**					894 017 2198		894 017 2221			
	L	**Ball nose cone**	894 017 2181	894 017 2246	894 017 2247	894 017 2190	894 017 2199	894 017 2203	894 017 2222	894 017 2227	894 017 2232	894 017 2239
	M	**Cone**	894 017 2182	894 017 2210		894 017 2191	894 017 2200					
	N	**Inverted Cone**	894 017 2183									

SINGLE PIECE - METRIC

SHAPE		HEAD SHAPE	DOUBLE CUT						POWER CUT		ALUMINUM CUT	
			SHANK 3 mm	SHANK 6 mm					SHANK 6 mm		SHANK 6 mm	
			BURR 3 mm	BURR 6 mm	BURR 8 mm	BURR 10 mm	BURR 12 mm	BURR 15 mm	BURR 12 mm	BURR 15 mm	BURR 10 mm	BURR 12 mm
	A	**Cylinder w/o endcut**	894 017 1719	894 017 1749	894 017 1756		894 017 1737			894 017 1768	894 017 1773	894 017 1778
	B	**Cylinder with endcut**	894 017 1720	894 017 1750	894 017 1757	894 017 1729	894 017 1738		894 017 1762	894 017 1769	894 017 1935	894 017 1779
	C	**Ball nosed cylinder**	894 017 1721	894 017 1751	894 017 1758	894 017 1730	894 017 1739	894 017 1746	894 017 1763	894 017 1770	894 017 1774	894 017 1780
	D	**Ball**	894 017 1722	894 017 1752	894 017 1759	894 017 1731	894 017 1740				894 017 1775	894 017 1781
	E	**Oval**	894 017 1723		894 017 1760	894 017 1732						
	F	**Ball nosed tree**	894 017 1724	894 017 1753	894 017 1932	894 017 1733	894 017 1741	894 017 1747	894 017 1764	894 017 1771	894 017 1776	894 017 1782
	G	**Pointed Tree**	894 017 1725	894 017 1754	894 017 1761	894 017 1734	894 017 1742		894 017 1765		894 017 1936	894 017 1783
	H	**Flame**					894 017 1743		894 017 1766			
	L	**Ball nose cone**	894 017 1726	894 017 1933	894 017 1934	894 017 1735	894 017 1744	894 017 1748	894 017 1767	894 017 1772	894 017 1777	894 017 1784
	M	**Cone**	894 017 1727	894 017 1755		894 017 1736	894 017 1745					
	N	**Inverted Cone**	894 017 1728									

Accessories Die Grinders

TUNE-UP KITS

MODEL	TUNE-UP KIT
CP9104Q	205 050 6623
CP3000-600CR	205 054 8613
CP9105Q-B	894 016 8879
CP9106Q-B	894 016 8880
CP9108Q-B	894 016 8880
CP9111Q-B	894 016 8892
CP9110Q-B	894 016 8879
CP9112Q-B	894 016 8892
CP3000/3030-3..	205 054 6403
CP3000/3030-4..	205 054 7863
CP3000/3030-5..	205 054 7923
CP3019-…AC	205 054 2133
CP9113	205 054 5233
CP3451-…	615 397 3030
CP3650 Series	205 055 6003

KITS

CP9104Q Kit

Part No. 615 195 0104

Kit includes:

- **(1) CP9104Q Pencil grinder**
- (5) Mounted points 3mm
- (5) Carbide burrs 3mm
- (1) 1/8" and 3mm collets
- (1) 2.4mm collet

CP9111Q-B Kit Metric

Part No. 615 195 0211

Kit includes:

- **(1) CP9111Q-B Die grinder**
- (1) 3mm collet
- Carbide burrs 3mm
- (5) 6mm mounted points
- (5) 3mm mounted points

CP875 Kit

Part No. 894 110 8751

Kit includes:

- **(1) CP875 Grinder**
- (1) 2" (51mm) backing pad
- (1) 2" (51mm) backing pad
- (2) 2" (51mm) coarse surface prep pad
- (2) 2" (51mm) medium surface prep pad
- (2) 2" (51mm) fine surface prep pad
- (2) 2" (51mm) 50 grit sanding disc
- (2) 2" (51mm) 36 grit sanding disc
- (2) 2" (51mm) 24 grit sanding disc

DIMENSIONS

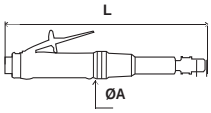

DIE GRINDER	L		ØA	
	in	mm	in	mm
CP9104Q	5,23	133	0,59	15
CP3000-600CR	6.0	153	0.59	15
CP876	4,75	121	1,38	35
CP9105Q-B	6,3	160	1,6	40
CP9110Q-B	10,2	260	1,6	40
CP3019	6.6	168	1.26	32
CP3019-..ES	9.8	248	1.26	32
CP3000-3…	5.9	150	1.61	41
CP3000-4…	7,7	196	1.73	44
CP3000-5…	7,6	195	1.73	44
CP9111Q-B	6,3	160	2,6	65
CP9112Q-B	13,4	340	2,8	70
CP860	5,75	146	2,8	70
CP860-ES	12,3	310	2,8	70
CP860E	5,75	146	2,8	70
CP860-ESE	12,3	310	2,8	70
CP9113G	6.7	170	2.6	65
CP9113GES	12.6	320	2.6	65
CP3451..SE.	14.2	361	1.18	30
CP3119-..ES..	13.3	338	1.26	32
CP3109/3119	8,8	222	1.67	42.5
CP3109/3119 ES	14,2	361	1.71	43.5
CP3119-12EL	23.7	601	1.71	43.5
CP3119-12EXL	33.6	851	1.71	43.5
CP3119 CNOMO	8,8	222	1.67	42.5
CP3119 ES CNOMO	14,3	363	1.71	43.5

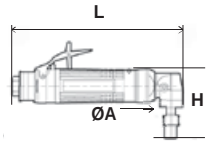

DIE GRINDER	L		H		ØA	
	in	mm	in	mm	in	mm
CP9106Q-B	4.7	120	3	76	1.04	26.4
CP9108Q-B	7.9	200	3.07	78	1.04	26.4
CP875	4.88	124	3	76	1.04	26.4
CP3030-3…	6.1	154	4.1	103	1.6	41
CP3030-4…	6.8	174	5.9	143	1.7	43
CP3030-5…	6.8	174	6.3	160	2.1	53
CP3019-...AC	6.5	166	3	76	1.2	30
CP3109-...AC	8.5	216	3	76	1.2	30
CP3650-12ACC	9,4	238	-	-	4	102

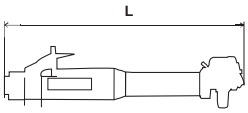

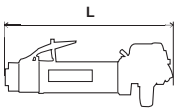

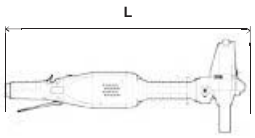

STRAIGHT	L	
	in	mm
CP3119-123X	9.3	236
CP3119-12ES3X	13.3	338
CP3119-12ES4	13.3	338
CP3119-15ES2	13.3	338
CP3119-15ES3	13.3	338
CP3119-18ES3	13.3	338
CP3451-16SE..	14.2	361
CP3451-18SE..	14.2	361
CP3249-..	21.8	554

<0.5 hp (375 W) Angle Wheel Grinders 2" to 4"

CP7500D

22,000 RPM

2" 50 mm

COMPACT CUTTING & GRINDING

CP7500D Kit

Part No. 894 107 5001
Kit includes:

(1) 2" (51mm) Angle Grinder / Cut-off Tool
(3) 2" (51mm) grinding wheel 60 Grit
(3) 2" (51mm) grinding wheel 80 Grit
(3) 2" (51mm) grinding wheel 120 Grit
(5) 2" (51mm) cutting wheel
(1) Pin wrench
(1) Spanner
(1) Protective glasses

FEATURES
- Rubber handle grip
- Lock off safety lever
- Full 180° protective guard

BENEFITS
- General maintenance applications
- Compact and lightweight
- Versatile: designed for grinding and cutting

CP3019-13A4

CP3019-18A3

18,000 RPM

HIGH PERFORMANCE IN A COMPACT PACKAGE

3" 73 mm

FEATURES
- Highly durable bevel gearing
- Compact body
- Insulating composite over housing

BENEFITS
- Industrial angle wheel grinder
- Optimal productivity
- Highest durability in demanding applications, up to 2000 hour service interval

CP3019-18A3

CP3019-20A3
Same features as CP3019-18A3 with 20,000 rpm

CP3019-13A4
Same features as CP3019-18A3 with 13,500 rpm and with 4" wheel capacity

See accessories on pages 108 to 113

GENERAL MAINTENANCE | INDUSTRIAL MAINTENANCE & PRODUCTION | SUPER INDUSTRIAL

MODEL	PART NUMBER	FREE SPEED	POWER		MAX WHEEL CAPACITY		SPINDLE THREAD	AIR CONS. AT FREE SPEED		AIR CONS. @LOAD		NET WEIGHT		LENGTH		VIBRATION LEVEL ISO 28927 (M/S2)		SOUND PRESS.	SOUND POWER	AIR INLET
		rpm	hp	W	in.	mm	in.	cfm	l/s	cfm	l/s	lb	kg	in.	mm	a	k	ISO 15744 - dB(A)		in.
CP7500D	**894 107 5001**	22,000	0.2	150	2	50	3/8-24	17	8	8	3.8	1.2	0.6	5.5	140	19.9	6.7	81	92	1/4
CP3019-18A3	**615 160 7060**	18,000	0.5	375	3	75	3/8-24	10.4	4.9	19.3	9.1	0.7	0.3	6.4	163	12.3	2.6	80	91	1/4
CP3019-20A3	**615 160 7070**	20,000	0.5	375	3	75	3/8-24	12.7	6	19.1	9	0.7	0.3	6.4	163	13.3	3.2	83	94	1/4
CP3019-13A4	**615 160 7050**	13,500	0.5	375	4	100	3/8-24	7.4	3.5	17.6	8.3	0.7	0.3	6.4	163	8.6	3.0	79	90	1/4

All models: Hose int. 1/2" (13 mm) - @90 PSI (@6.3 Bar)

Listed specifications are for reference only. Please check documents in each tool.

0.8 hp (600 W) Angle Wheel Grinders 4" to 5"

The CP91 Series Benefits

LIGHTWEIGHT & EASY HANDLING

- General Maintenance Applications
- Lightweight rugged housing
- Durability and performance

CP9120CR

12,000 RPM

4" 100 mm

FEATURES

- Keyless adjustable protective guard
- Aluminum alloy housing
- Helical bevel gear design

CE CERTIFICATION / NOT FOR ANSI MARKET

CP9120CR

CP9120CRN

Same features as CP9120-CR with different flanges for the North American market only

CP9122CR

Same features as CP9120-CR with 3/8"-24 spindle thread for 4.5" (114mm) max wheel capacity

CP9122BR

Same features as CP9120-CR with 5/8"-11 spindle thread for 4.5" (114mm) max wheel capacity

See accessories on pages 108 to 113

CP9121BR

12,000 RPM

5" 125 mm

CP9121CR

Same features as CP9121-BR with 3/8"-24 spindle thread

CP9121AR

Same features as CP9121-BR with M14 spindle thread

FEATURES

- Keyless adjustable protective guard
- Aluminum alloy housing
- Helical bevel gear design

CP9121BR

GENERAL MAINTENANCE | INDUSTRIAL MAINTENANCE & PRODUCTION | SUPER INDUSTRIAL

MODEL	PART NUMBER	FREE SPEED	POWER		MAX WHEEL CAPACITY		SPINDLE THREAD	AIR CONS. AT FREE SPEED		AIR CONS. @LOAD		NET WEIGHT		LENGTH		VIBRATION LEVEL ISO 28927 (M/S2)		SOUND PRESS.	SOUND POWER	AIR INLET
		rpm	hp	W	in.	mm	in.	cfm	l/s	cfm	l/s	lb	kg	in.	mm	a	k	ISO 15744 - dB(A)		in.
CP9120CR	**615 195 2120**	12,000	0.8	600	4	100	3/8-24	21	9.9	23.3	11	4.2	1.9	9.3	233	5.3	1.6	84	95	1/4
CP9120CRN	**894 109 1200**	12,000	0.8	600	4	100	3/8-24	21	9.9	23.3	11	4.2	1.9	9.3	233	5.3	1.6	84	95	1/4
CP9121AR	**615 195 7321**	12,000	0.8	600	5	125	M14	21	9.9	27.6	13	4.6	2.1	9.6	240	6.7	2.2	84	95	1/4
CP9121BR	**615 195 7221**	12,000	0.8	600	5	125	5/8-11	21	9.9	27.6	13	4.6	2.1	9.6	240	8.6	4.6	84	95	1/4
CP9121CR	**615 195 2121**	12,000	0.8	600	5	125	3/8-24	21	9.9	25.4	12	4.6	2.1	9.6	240	11.2	3.4	84	95	1/4
CP9122BR	**615 195 7222**	12,000	0.8	600	4.5	115	5/8-11	21	9.9	29.7	14	4.2	1.9	9.3	233	8.6	4.6	84	95	1/4
CP9122CR	**615 195 2122**	12,000	0.8	600	4.5	115	3/8-24	21	9.9	29.7	14	4.2	1.9	9.3	233	5.4	1.0	84	95	1/4

All models: Hose int. 3/8" (10mm) - @90 PSI (@6.3 Bar)

Listed specifications are for reference only. Please check documents in each tool.

0.7 & 0.8 HP (525 & 600 W) Angle Wheel Grinders 4" & 5"

CP854 ★★

13,000 RPM

4" 100 mm

CP854 E

Same features as CP854 with 5" (125 mm) max wheel capacity and M10 spindle thread

EFFICIENT & DURABLE

FEATURES
- Aluminum alloy housing
- Helical bevel gear design
- 4" (100 mm) wheel capacity

BENEFITS
- General Maintenance Applications angle wheel grinder
- Lightweight but rugged housing
- Durability and performance

CP3109-13A4 ★★★

13,000 RPM

4" 100 mm

CP3109-13A4ES

Same features as CP3109-13A4 with extended shaft

HIGH PERFORMANCE

FEATURES
- Highly durable bevel gear
- Insulating composite over-housing
- Streamlined safety lever

BENEFITS
- Industrial angle wheel grinder
- Optimal productivity
- Highest durability in demanding applications up to 2,000 hours maintenance intervals

CP3040GABTIM

13,500 RPM

★★

4" 100 mm

ROBUST STEEL CONSTRUCTION

FEATURES
- Durable bevel gear
- Robust machined steel housing
- Robust safety lever

BENEFITS
- Industrial angle wheel grinder
- High body durability
- Withstands rough usage

CP3040GABTIM

CP3040-GASTIM

Same features as CP3040 GABTIM with extended shaft

See accessories on pages 108 to 113

★ GENERAL MAINTENANCE ★★ INDUSTRIAL MAINTENANCE & PRODUCTION ★★★ SUPER INDUSTRIAL

MODEL	PART NUMBER	FREE SPEED	POWER		MAX WHEEL CAPACITY		SPINDLE THREAD	AIR CONS. AT FREE SPEED		AIR CONS. @LOAD		NET WEIGHT		LENGTH		VIBRATION LEVEL ISO 28927 (M/S2)		SOUND PRESS.	SOUND POWER	AIR INLET
		rpm	hp	W	in.	mm	in.	cfm	l/s	cfm	l/s	lb	kg	in.	mm	a	k	ISO 15744 - dB(A)		in.
CP854E	**T023187**	12,000	0.7	525	5	125	M10	16	7.5	16	7.6	3.8	1.7	9	229	4.9	1.5	85	96	1/4
CP854	**T023186**	13,000	0.7	525	4	100	3/8-24	24	11.3	24	11.3	3.8	1.7	9	229	4.9	1.5	85	96	1/4
CP3109-13A4ES	**615 160 7040**	13,000	0.8	600	4	100	3/8-24	21	10	32	15.1	3.3	1.5	11.3	287	7.2	2.4	84	95	3/8
CP3109-13A4	**615 160 7030**	13,000	0.8	600	4	100	3/8-24	21	10	32	15.1	2.6	1.2	8.5	217	9.3	3.0	85	96	3/8
CP3040GASTIM	**615 160 7020**	13,500	0.7	520	4	100	3/8-24	32.9	15.5	26.5	12.5	3.7	1.7	10.6	270	9.6	3.3	92	103	3/8
CP3040GABTIM	**615 160 7010**	13,500	0.7	520	4	100	3/8-24	32.9	15.5	26.5	12.5	3.3	1.5	8.3	210	7.2	2.4	88	99	3/8

All models: Hose int. 3/8 (10mm) - @90 PSI (@6.3 Bar)

Listed specifications are for reference only. Please check documents in each tool.

CP75 series

POWERFUL AND DURABLE

UNIQUE FEATURES Premium Tool

NEW

CP7540/45/50

Best in class grinder for maintenance applications

DURABILITY AT A WHOLE NEW LEVEL

THE CP75 SERIES BOASTS 1000H SERVICE INTERVAL

THE MOST POWERFUL IN ITS CLASS

1.1 HP / 840 W

POWERFUL & EFFICIENT
- 1.1 HP – 840 W
- Governed motor

HIGH DURABILITY
- 1,000 hr service interval
- High quality bevel gears

ERGONOMIC
- Well balanced & compact
- Composite grip insulates operator's hand from cold
- 360° swivel air inlet

COMFORT
Streamline composite handle for either right or left handed operation

SAFE
- Rear exhaust (exhaust hose included)
- Streamline CP Safety Lever
- Steel guard
- Safety screw

EASY OPERATION
Robust steel keyless adjustable wheel guard

CP75 series

The range has abrasives capacity from 4" (100 mm), 4.5" (115 mm), 5" (125 mm) abrasive capacity and features 3/8"-24

The CP75 Series Benefits

POWERFUL & DURABLE / 1.1HP - 840 W
1,000 HOUR SERVICE INTERVAL

- Powerful & Efficient
- High Durability
- Easy Operation

CP7540-C ★★ 12,000 RPM

4" 100 mm

NEW

FEATURES
- 3/8"- 24 spindle thread
- High quality bevel gears & Governed motor
- Robust steel keyless adjustable wheel rotative guard

CP7540-CN
Same features as CP7540-C with 3/8" spindle and North America flanges

CP7545-B ★★ 12,000 RPM

4.5" 115 mm

NEW

FEATURES
- 5/8"- 11 spindle thread
- High quality bevel gears & Governed motor
- Robust steel keyless adjustable wheel rotative guard

CP7545-C
Same features as CP7545-B with 3/8" spindle

CP7550-B ★★ 12,000 RPM

NEW

5" 125 mm

FEATURES
- 5/8"- 11 spindle thread
- High quality bevel gears & Governed motor
- Robust steel keyless adjustable wheel rotative guard

CP7550-B

CP7550-A
Same features as CP7550-B with M14 spindle

CP7550-C
Same features as CP7550-B with 3/8" spindle

See accessories on pages 108 to 113

★ GENERAL MAINTENANCE ★★ INDUSTRIAL MAINTENANCE & PRODUCTION ★★★ SUPER INDUSTRIAL

MODEL	PART NUMBER	FREE SPEED	POWER		MAX WHEEL CAPACITY		SPINDLE THREAD	AIR CONS. AT FREE SPEED		AIR CONS. @LOAD		NET WEIGHT		LENGTH		VIBRATION LEVEL ISO 28927 (M/S2)		SOUND PRESS.	SOUND POWER	AIR INLET
		rpm	hp	W	in.	mm	in.	cfm	l/s	cfm	l/s	lb	kg	in.	mm	a	k	ISO 15744 - dB(A)		in.
CP7540-C	**894 107 5401**	12,000	1.1	840	4	100	3/8-24	20	9.3	40	18.9	3.5	1.6	10.6	270	6.5	3.0	85	96	1/4
CP7540-CN	**894 107 5400**	12,000	1.1	840	4	100	3/8-24	20	9.3	40	18.9	3.5	1.6	10.6	270	6.5	3.0	85	96	1/4
CP7545-B	**894 107 5452**	12,000	1.1	840	4.5	115	5/8-11	20	9.3	40	18.9	3.5	1.6	10.6	270	7.0	2.1	85	96	1/4
CP7545-C	**894 107 5451**	12,000	1.1	840	4.5	115	3/8-24	20	9.3	40	18.9	3.5	1.6	10.6	270	7.0	2.1	85	96	1/4
CP7550-A	**894 107 5503**	12,000	1.1	840	5	125	M14	20	9.3	40	18.9	3.5	1.6	10.6	270	7.0	2.1	85	96	1/4
CP7550-B	**894 107 5502**	12,000	1.1	840	5	125	5/8-11	20	9.3	40	18.9	3.5	1.6	10.6	270	7.0	2.1	85	96	1/4
CP7550-C	**894 107 5501**	12,000	1.1	840	5	125	3/8-24	20	9.3	40	18.9	3.5	1.6	10.6	270	7.0	2.1	85	96	1/4

All models: Hose int. 3/8" (10mm) - @90 PSI (@6.3 Bar)

Listed specifications are for reference only. Please check documents in each tool.

1.1 hp (810 W) Angle Wheel Grinders 4" to 5"

The CP3450 Series Benefits

INDUSTRIAL GRADE ANGLE GRINDER

- Industrial angle wheel grinder
- High productivity
- Industrial grade durability with up to a 1,000 hour maintenance interval

CP3450-12AB5

12,000 RPM

5" 125 mm

FEATURES

- Constant lubrication bevel gear design
- Low profile angle head design
- Insulating composite cover

CP3450-12AB5

CP3450-12AA5

Same features as CP3450-12AB5 with M14 spindle

CP3450-12AC4

12,000 RPM

4" 100 mm

FEATURES

- Constant lubrication bevel gear design
- Low profile angle head design
- Insulating composite cover

CP3450-12ACR4

Same features as CP3450-12AC4 with rotative throttle

NOT FOR CE/NA MARKETS

CP3450-12AC45

Same features as CP3450-12AC4 with 4.5" (115 mm) max wheel capacity

See accessories on pages 108 to 113

GENERAL MAINTENANCE | INDUSTRIAL MAINTENANCE & PRODUCTION | SUPER INDUSTRIAL

MODEL	PART NUMBER	FREE SPEED	POWER		MAX WHEEL CAPACITY		SPINDLE THREAD	AIR CONS. AT FREE SPEED		AIR CONS. @LOAD		NET WEIGHT		LENGTH		VIBRATION LEVEL ISO 28927 (M/S2)		SOUND PRESS.	SOUND POWER	AIR INLET
		rpm	hp	W	in.	mm	in.	cfm	l/s	cfm	l/s	lb	kg	in.	mm	a	k	ISO 15744 - dB(A)		in.
CP3450-12AA5	**615 160 4040**	12,000	1.1	810	5	125	M14	38.6	18.2	36	17	3.7	1.7	9.2	231	8.1	2.9	95	106	3/8
CP3450-12AB5	**615 160 4050**	12,000	1.1	810	5	125	5/8-11	38.6	18.2	36	17	3.7	1.7	9.2	231	8.5	2.8	95	106	3/8
CP3450-12ACR4	**615 160 4020**	12,000	1.1	810	4	100	3/8-24	42.8	20.2	36	17	3.2	1.5	9.2	231	8.1	2.9	94	105	3/8
CP3450-12AC4	**615 160 4010**	12,000	1.1	810	4	100	3/8-24	37.7	17.8	36	17	3.1	1.4	9.2	231	6.5	2.1	94	105	3/8
CP3450-12AC45	**615 160 4030**	12,000	1.1	810	4.5	115	3/8-24	38.2	18	36	17	3.1	1.4	9.2	231	8.3	3.0	94	105	3/8

All models: Hose int. 3/8" (10mm) - @90 PSI (@6.3 Bar)

Listed specifications are for reference only. Please check documents in each tool.

CP3650

ENGINEERED
FOR YOUR
PRODUCTIVITY

UNIQUE FEATURES
Premium Tool

HIGH PRODUCTIVITY

- Powerful governed motor offers a higher torque at maximum operating speed, to increase productivity
- Excellent power to weight ratio 2.3 hp for 3.4 lbs / 1,700 W for 1.4 kg
- Spindle lock button, for single tool abrasive replacement
- Autobalancer optimizes contact between abrasive and application, increasing productivity by 15%

GRINDING, SANDING & CUTTING APPLICATIONS

- Foundries, Metalworking
- Shipyards, Rolling stock
- Oil, Gas & Petrochemical Maintenance on cast iron, steel, stainless steel, aluminum, composite, magnesium, titanium...

LOW NOISE LEVEL EXHAUST, WITH BUILT IN ANTI-BARKING VALVE

Optional silencer lowers noise levels down to 68dBa.
Prevents dust from entering the tool when the motor stops. Optional silencer attachment reduces.

STREAMLINED AND ERGONOMIC TWO POSITION SAFETY TRIGGER

Trigger may be positioned above or below tools housing for optimal handling.

COMPOSITE OVER-SLEEVE

Thermal insulating sleeve provides greater comfort and grip for safer extended operation.

FAST AND EASY ABRASIVE CHANGE

Spindle lock feature allows quicker abrasive replacement to reduce tool downtime.

GREAT PRODUCTIVITY AND DURABILITY

Powerful governed 2.3hp (1,700W) motor provides maximum torque at the right speed.

VIBRATION DAMPING SIDE HANDLE

For greater operator comfort. May be positioned for either left or right hand use.

UNIQUE KEYLESS, ADJUSTABLE GUARD

Robust design rotates 270° for greater versatility. Keyless feature allows quick guard adjustment for great productivity and operator comfort while maintaining maximum safety. Not available on 4"(100mm) and 6" (150mm models).

AUTOBALANCER (OPTIONAL)

Compensates for abrasive vibration to optimize contact between the abrasive and application. Autobalancer feature can increase material removal by up to 15% (VK versions only).

SUPER DURABLE SPIRAL BEVEL GEAR

The advanced design of the helical bevel gear and pinion allows the spiral shaped teeth to engage gradually.
This design reduces vibration and decreases stress on the gears while transmitting torque to the abrasive.
This feature allows for service intervals of up to 2,000 hours.

OPTION

HEX ALLEN KEY FOR TIME SAVING AND IMPROVED SAFETY

2.3 hp (1,700 W) Angle Wheel Grinders 4" to 5"

The CP3650 Series Benefits

UNIQUE FEATURES Premium Tool

SUPERLATIVE PERFORMANCE & ERGONOMICS

- Industrial angle wheel grinder
- Industrial grade durability with up to a 2,000 hour maintenance interval
- Fast single tool abrasive replacement

CP3650-120AB5

12,000 RPM

★★★

5" 125 mm

FEATURES

- High power and torque motor
- Superior durability bevel gearing
- Spindle lock button

CP3650-120AB5

CP3650-120AA5

Similar features as CP3650-120AB5 with M14 spindle thread

See accessories on pages 108 to 113

CP3650-120AB45

★★★

12,000 RPM

4.5" 115 mm

FEATURES

- High power and torque motor
- Superior durability bevel gearing
- Spindle lock button

CP3650-120AA45

Similar features as CP3650-120AB45 with M14 spindle

CP3650-135AC4FK

13,500 RPM

★★★

4" 100 mm

FEATURES

- High power and torque motor
- Superior durability bevel gearing
- Spindle lock button

★ GENERAL MAINTENANCE ★★ INDUSTRIAL MAINTENANCE & PRODUCTION ★★★ SUPER INDUSTRIAL

MODEL	PART NUMBER	FREE SPEED	POWER		MAX WHEEL CAPACITY		SPINDLE THREAD	AIR CONS. AT FREE SPEED		AIR CONS. @LOAD		NET WEIGHT		LENGTH		VIBRATION LEVEL ISO 28927 (M/S2)		SOUND PRESS.	SOUND POWER	AIR INLET
		rpm	hp	W	in.	mm	in.	cfm	l/s	cfm	l/s	lb	kg	in.	mm	a	k	ISO 15744 - dB(A)		in.
CP3650-135AC4FK	**615 160 7170**	13,500	2.3	1,700	4	100	3/8-24	53	25	74	35	3.4	1.5	9.4	238	9.9	5.0	82	93	3/8
CP3650-120AB5	**615 160 7220**	12,000	2.3	1,700	5	125	5/8-11	42	20	68	32	3.9	1.8	9.4	238	7.5	2.5	82	93	3/8
CP3650-120AB45	**615 160 7320**	12,000	2.3	1,700	4.5	115	5/8-11	42	42	68	32	3.9	1.8	9.4	238	7.8	4.6	82	93	3/8
CP3650-120AA5	**615 160 7210**	12,000	2.3	1,700	5	125	M14	42	20	68	32	3.9	1.8	9.4	238	7.1	2.2	82	93	3/8
CP3650-120AA45	**615 160 7310**	12,000	2.3	1,700	4.5	115	M14	42	42	68	32	3.9	1.8	9.4	238	7.8	4.6	82	93	3/8

All models: Hose int. 1/2" (13 mm) - @90 PSI (@6.3 Bar)

Listed specifications are for reference only. Please check documents in each tool.

2.3 hp (1,700 W) Angle Wheel Grinders 5" & 6"

CP3650-100AB6VK ★★★ 10,000 RPM

6" 150 mm

FEATURES
- High power and torque motor
- Superior durability bevel gearing
- Spindle lock button

CP3650-120AH5VK 12,000 RPM

★★★

HEX

5" 125 mm

FEATURES

- HEX spindle thread
- High power and torque motor
- Superior durability bevel gearing



CP3650-120AH5VK

CP3650-120AB5VK
Similar features as CP3650-120AH5VK with 5/8" spindle

CP3650-120AA5VK
Similar features as CP3650-120AH5VK with M14 spindle

HEX SINGLE ALLEN KEY ABRASIVE REPLACEMENT FOR TIME SAVINGS, AND IMPROVED SAFETY

See accessories on pages 108 to 113

★ GENERAL MAINTENANCE ★★ INDUSTRIAL MAINTENANCE & PRODUCTION ★★★ SUPER INDUSTRIAL

MODEL	PART NUMBER	FREE SPEED	POWER		MAX WHEEL CAPACITY		SPINDLE THREAD	AIR CONS. AT FREE SPEED		AIR CONS. @LOAD		NET WEIGHT		LENGTH		VIBRATION LEVEL ISO 28927 (M/S2)		SOUND PRESS.	SOUND POWER	AIR INLET
		rpm	hp	W	in.	mm	in.	cfm	l/s	cfm	l/s	lb	kg	in.	mm	a	k	ISO 15744 - dB(A)		in.
CP3650-120AH5VK	**615 160 7200**	12,000	2.3	1,700	5	125	HEX	42	20	68	32	4.3	2	9.4	238	4.5	1.1	79	90	3/8
CP3650-120AB5VK	**615 160 7190**	12,000	2.3	1,700	5	125	5/8-11	42	20	68	32	4.2	1.9	9.4	238	4.5	1.1	79	90	3/8
CP3650-120AA5VK	**615 160 7180**	12,000	2.3	1,700	5	125	M14	42	20	68	32	4.2	1.9	9.4	238	4.5	2.0	79	90	3/8
CP3650-100AB6VK	**615 160 7300**	10,000	2.3	1,700	6	150	5/8-11	42	20	68	32	4.2	1.9	9.4	238	5.2	1.5	79	90	3/8

All models: Hose int. 1/2" (13 mm) - @90 PSI (@6.3 Bar)

Listed specifications are for reference only. Please check documents in each tool.

CP857 ★★

7,500 RPM

7" 180 mm

POWERFUL & DURABLE

FEATURES

- Aluminum alloy housing
- Helical bevel gear design
- 1.3 hp (940 W) high performance motor

BENEFITS

- Ideal for general maintenance applications
- Rugged housing
- Durability

CP857

1.1 & 1.3 hp (850 & 940 W) Angle Wheel Grinders 7"

CP9123 ★

7,500 RPM

7" 180 mm

ROBUST CONSTRUCTION

FEATURES

- Aluminum alloy housing
- Rubber handle grip
- 7" (180mm) angle grinder

BENEFITS

- General maintenance applications
- Rugged housing
- Durability and performance

CP9123

See accessories on pages 108 to 113

★ GENERAL MAINTENANCE ★★ INDUSTRIAL MAINTENANCE & PRODUCTION ★★★ SUPER INDUSTRIAL

MODEL	PART NUMBER	FREE SPEED	POWER		MAX WHEEL CAPACITY		SPINDLE THREAD	AIR CONS. AT FREE SPEED		AIR CONS. @LOAD		NET WEIGHT		LENGTH		VIBRATION LEVEL ISO 28927 (M/S2)		SOUND PRESS.	SOUND POWER	AIR INLET
		rpm	hp	W	in.	mm	in.	cfm	l/s	cfm	l/s	lb	kg	in.	mm	a	k	ISO 15744 - dB(A)		in.
CP857	**T024387**	7,500	1.3	940	7	180	5/8-11	24	11.3	24	11.3	6.3	2.8	13.1	334	4.0	1.3	102	113	3/8
CP9123	**615 195 9123**	7,500	1.1	850	7	180	5/8-11	40	18.9	24	11.3	7.5	3.4	13.4	340	4.3	1.3	93	104	3/8

All models: Hose int. 5/8" (16mm) - @90 PSI (@6.3 Bar)

Listed specifications are for reference only. Please check documents in each tool.

CP3850

THE ULTIMATE MATERIAL REMOVAL TOOL

UNIQUE FEATURES Premium Tool

HIGH PRODUCTIVITY

- Powerful governed motor offers a higher torque at maximum operating speed, increasing productivity
- Highest power to weight ratio 2.8 hp for 5.1 lbs / 2,100 W for 2.7 kg
- Spindle lock button, for single tool abrasive replacement
- Autobalancer optimizes contact between abrasive and application, increasing the productivity by 15%

GRINDING, SANDING & CUTTING APPLICATIONS

- Foundries, Metalworking
- Shipyards, Rolling stock
- Oil, Gas & Petrochemical Maintenance
- Composite materials

ERGONOMIC DESIGN
Curved design for greater comfort during extended use

DOUBLE SAFETY LEVER
Streamline design facilitates single hand engagement and helps reduce risk of accidental start up

360° AIR EXHAUST MUFFLER
Provides low noise level, as low as 84 dB(A) for greater operator comfort during extended use

MULTI-POSITION GUARD
The 220° multi-position guard provides maximum operator comfort, flexibility and protection

FAST AND EASY DISC CHANGE
The spindle lock button allows a quicker abrasive replacement

MULTI-POSITION VIBRATION DAMPING SIDE HANDLE
Adjustable 360° side handle, left and right, for greater operator comfort

LOW PROFILE ANGLE HEAD
Allows grinding in restricted areas and improves operator's view of the abrasive

DEBRIS MAGNET
Collects debris and extends life of the beveled gearsextends life of bevel gear

AUTOBALANCER (OPTIONAL) NOT FOR ANSI MARKET
Compensates abrasive vibration and optimizes the contact between the abrasive and application for a material removal rate increased up to +15%

SUPER DURABLE SPIRAL BEVEL GEAR
The spiral shaped teeth of the helical bevel gear and pinion engage gradually to reduce vibration and stress of torque transmission resulting in up to 2000 hours durability between service intervals

OPTION

HEX ALLEN KEY FOR TIME SAVING AND IMPROVED SAFETY

2.8 hp (2,100 W) Angle Wheel Grinders 7" & 9"

The CP3850 Series Benefits

UNIQUE FEATURES Premium Tool

SUPERLATIVE PERFORMANCE & ERGONOMICS

- Industrial angle wheel grinder
- Highest durability in demanding applications with up to 2,000 hours maintenance intervals
- Superior torque for maximum productivity

CP3850-85AB7V

8,500 RPM

★★★

7" 180 mm

FEATURES

- Low profile angle head
- Superior durability bevel gearing
- Double action safety lever

FOR ANSI MARKET

CP3850-85AB7V

CP3850-77AB7V

Same features as CP3850-85AB7V with 7,700 rpm

See accessories on pages 108 to 113

CP3850-60AB9V

★★★

6,000 RPM

9" 230 mm

FOR ANSI MARKET

FEATURES

- Low profile angle head
- Superior durability bevel gearing
- Double action safety lever

CP3850-60AB9V

★ GENERAL MAINTENANCE ★★ INDUSTRIAL MAINTENANCE & PRODUCTION ★★★ SUPER INDUSTRIAL

MODEL	PART NUMBER	FREE SPEED	POWER		MAX WHEEL CAPACITY		SPINDLE THREAD	AIR CONS. AT FREE SPEED		AIR CONS. @LOAD		NET WEIGHT		LENGTH		VIBRATION LEVEL ISO 28927 (M/S2)		SOUND PRESS.	SOUND POWER	AIR INLET
		rpm	hp	W	in.	mm	in.	cfm	l/s	cfm	l/s	lb	kg	in.	mm	a	k	ISO 15744 - dB(A)		in.
For ANSI NA market																				
CP3850-85AB7V	**615 160 7440**	8,500	2.8	2,100	7	180	5/8-11	36	17	77	36	6.6	3	13.4	340	5.7	1.1	87	98	1/2
CP3850-77AB7V	**615 170 4960**	7,700	2.8	2,100	7	180	5/8-11	33	16	69	32	6.6	3	13.4	340	5.3	1.1	84	95	1/2
CP3850-60AB9V	**615 160 7340**	6,000	2.8	2,100	9	230	5/8-11	44	21	80	38	7	3.2	13.4	340	6.8	1.1	93	104	1/2

All models: Hose int. 5/8" (16mm) - @90 PSI (@6.3 Bar)

Listed specifications are for reference only. Please check documents in each tool.

2.8 hp (2,100 W) Angle Wheel Grinders 7" & 9"

CP3850-65AB9VE ★★★ 6,500 RPM

9" 230 mm

HEX

CP3850-65AH9VE

Same features as CP3850-65AB9VE with Hex spindle

FEATURES

- Low profile angle head
- Superior durability bevel gearing
- Double action safety lever

CE CERTIFICATION / NOT FOR ANSI MARKET

CP3850-65AB9VE

CP3850-85AB7VE 8,500 RPM

★★★

7" 180 mm

FEATURES

- Low profile angle head
- Superior durability bevel gearing
- Double action safety lever

CE CERTIFICATION / NOT FOR ANSI MARKET

CP3850-85AB7VE

CP3850-85AH7VE HEX

Same features as CP3850-85AB7VE with Hex spindle

HEX SINGLE ALLEN KEY ABRASIVE REPLACEMENT FOR TIME SAVINGS, AND IMPROVED SAFETY

CE CERTIFICATION / NOT FOR ANSI MARKET

See accessories on pages 108 to 113

★ GENERAL MAINTENANCE ★★ INDUSTRIAL MAINTENANCE & PRODUCTION ★★★ SUPER INDUSTRIAL

MODEL	PART NUMBER	FREE SPEED	POWER		MAX WHEEL CAPACITY		SPINDLE THREAD	AIR CONS. AT FREE SPEED		AIR CONS. @LOAD		NET WEIGHT		LENGTH		VIBRATION LEVEL ISO 28927 (M/S2)		SOUND PRESS.	SOUND POWER	AIR INLET
		rpm	hp	W	in.	mm	in.	cfm	l/s	cfm	l/s	lb	kg	in.	mm	a	k	ISO 15744 - dB(A)		in.
CP3850-85AB7VE	**615 170 4920**	8,500	2.8	2,100	7	180	5/8-11	36	17	77	36	6.4	2.9	13.4	340	5.7	1.1	87	98	1/2
CP3850-85AH7VE	**615 170 4930**	8,500	2.8	2,100	7	180	HEX	36	17	77	36	5.9	2.7	13.4	340	5.4	1.0	93	104	1/2
CP3850-65AB9VE	**615 170 4940**	6,500	2.8	2,100	9	230	5/8-11	44	21	80	38	5.9	2.7	13.4	340	5.7	1.1	93	104	1/2
CP3850-65AH9VE	**615 170 4950**	6,500	2.8	2,100	9	230	HEX	44	21	80	38	6.4	2.9	13.4	340	5.4	1.0	93	104	1/2

All models: Hose int. 5/8" (16mm) - @90 PSI (@6.3 Bar)

Listed specifications are for reference only. Please check documents in each tool.

CP3349

MAXIMUM POWER FOR MAXIMUM CAPACITY

UNIQUE FEATURES
Premium Tool

MAXIMUM PRODUCTIVITY

- Powerful governed motor provides unparalleled torque levels at rated speeds and boasts 4 hp (3,000 W) of power wherever maximum power is needed
- Double action safety lever and rubber covered side handle provide easy control and improved operator grip

GRINDING & CUTTING APPLICATIONS

- Foundries, Metalworking
- Shipyards, Rolling stock
- Oil, Gas & Petrochemical Maintenance on cast iron, steel, stainless steel, aluminum, composite, magnesium, titanium...

SUPERIOR COMFORT
Curved design positions wrists straight to improve control and increase operator comfort

ERGONOMIC DOUBLE ACTION SAFETY LEVER
Streamline design facilitates single hand engagement and helps reduce risk of accidental start up

ROBUST EXHAUST GRID
Withstands rough use

HIGH RESISTANCE PROTECTIVE GUARD
Takes operator safety at another level

ROBUST HOUSING
Durable streamlined housing designed to withstand tough applications

POWERFUL MOTOR
High torque 4 hp (3000 W) motor for the most demanding applications

REINFORCED RUBBER GRIP
Durable handle provides a steady grip and increases operator comfort and productivity

BUILT IN OIL TANK
Durable handle provides a steady grip and increases operator comfort and productivity

The CP3349 Series Benefits

SUPERLATIVE PERFORMANCE IN HEAVY APPLICATIONS

UNIQUE FEATURES Premium Tool

- Industrial vertical wheel grinder
- Highest durability in demanding applications up to 2,000 hours maintenance intervals
- Superior torque for maximal productivity

CP3349-SALAVADE ★★★ 7,700 RPM

7" 180 mm

FEATURES
- Robust housing
- Built-in lubricant tank
- Double action safety lever

CE CERTIFICATION /
NOT FOR ANSI MARKET

CP3349-SALAVET ★★★ 6,000 RPM

6" 150 mm

FEATURES
- Overspeed prevention device included
- Built-in lubricant tank
- Double action safety lever

FOR ANSI MARKET

CP3349-SALAVETE

CE CERTIFICATION /
NOT FOR ANSI MARKET

CP3349-SALAVEL 6,500 RPM

★★★

9" 230 mm

FEATURES
- Overspeed prevention device included
- Built-in lubricant tank
- Double action safety lever

FOR ANSI MARKET

CP3349-SALAVEL

CP3349-SALAVELE

CE CERTIFICATION /
NOT FOR ANSI MARKET

See accessories on pages 108 to 113

★ GENERAL MAINTENANCE ★★ INDUSTRIAL MAINTENANCE & PRODUCTION ★★★ SUPER INDUSTRIAL

MODEL	PART NUMBER	FREE SPEED	POWER		MAX WHEEL CAPACITY		SPINDLE THREAD	AIR CONS. AT FREE SPEED		AIR CONS. @LOAD		NET WEIGHT		LENGTH		VIBRATION LEVEL ISO 28927 (M/S2)		SOUND PRESS.	SOUND POWER	AIR INLET
		rpm	hp	W	in.	mm	in.	cfm	l/s	cfm	l/s	lb	kg	in.	mm	a	k	ISO 15744 - dB(A)		in.
For ANSI NA Market																				
CP3349-SALAVEL	**615 160 9070**	6,500	4	3,000	9	230	5/8-11	27	13	93	44	9.7	4.4	11	280	4.0	NA	87	98	1/2
CP3349-SALAVET	**615 160 9080**	6,000	4	3,000	6	150	5/8-11	25	12	91	43	9.7	4.4	11	280	2.5	-	84	95	1/2
For CE Market																				
CP3349-SALAVADE	**615 160 9110**	7,700	4	3,000	7	180	5/8-11	40	19	97	46	9.2	4.2	11	280	4.6	NA	88	99	1/2
CP3349-SALAVETE	**615 160 9150**	6,000	4	3,000	6	150	5/8-11	25	12	91	43	9.7	4.4	11	280	2.5	-	84	95	1/2
CP3349-SALAVELE	**615 160 9130**	6,500	4	3,000	9	230	5/8-11	27	13	93	44	9.7	4.4	11	280	4.0	NA	87	98	1/2

All models: Hose int. 5/8" (16mm) - @90 PSI (@6.3 Bar)

Listed specifications are for reference only. Please check documents in each tool.

Accessories Angle Grinders

INCLUDED ACCESSORIES

MODEL	ITEM	DESCRIPTION	PART NUMBER
CP7500		2" Grinding wheel 60 Grit (5 PC) 20,000 (max speed)	894 016 2768
		2" Grinding wheel 80 Grit (5 PC) 20,000 (max speed)	894 016 2769
		2" Grinding wheel 120 Grit (5 PC) 20,000 (max speed)	894 016 2770
		Pin wrench	894 016 2763
		Spanner	894 016 2759
		Nuts	894 016 2765
		2" Cutting wheel 20,000 (max speed)	894 016 4490
CP9120CR CP7540C		**4" (100 mm) Disc Guard**	205 053 4003
		Flange kit for 3/8"-24 UNF (Flange + nut)	894 017 3436
		Tool kit (Pin wrench + 2 spanners)	894 017 3440
		Side Handle	205 052 4063
		Exhaust hose kit for CP7540C	894 017 3439
CP9120CRN CP7540CN		**4" (100 mm) Disc Guard**	205 053 4003
		Flange kit for 3/8"-24 UNF (Flange+nut+2 nuts)	894 017 3435
		Tool kit (Pin wrench + 2 spanners)	894 017 3440
		Side Handle	205 052 4063
		Exhaust hose kit for CP7540CN	894 017 3439
CP9122BR/CR CP7545-C/B		**4.5" (115 mm) Disc Guard**	205 053 4013
		Flange kit for 3/8"-24 UNF (Flange+nut)	894 017 3437
		Flange kit for 5/8"-11 UNC (Flange+nut+screw*)	894 017 3438
		Tool kit (Pin wrench+spanner+key*)	894 017 3513
		Side Handle	205 052 4063
		Exhaust hose kit for CP7545 *not used on CP9122	894 017 3439
CP9121CR/BR/AR		**5" (125 mm) Disc Guard**	205 053 4023
		Flange kit for 3/8"-24 UNF (Flange+nut)	894 017 3437
		Flange kit for 5/8"-11 UNC (Flange+nut)	894 017 3438
		Flange kit for M14 (Flange+nut)	895 025 1317
		Tool kit (Pin wrench+spanner)	894 017 3513
		Side Handle	205 052 4063
CP7550-C/-B/-A		**5" (125 mm) Disc Guard**	894 017 3446
		Flange kit for 3/8"-24 UNF (Flange+nut)	894 017 3437
		Flange kit for 5/8"-11 UNC (Flange+nut+screw)	894 017 3438
		Flange kit for M14 (Flange+nut+screw)	895 025 1317
		Tool kit (Pin wrench+spanner+key)	894 017 3513
		Side Handle	205 052 4063
		Exhaust hose kit	894 017 3439
CP9123		**Disc Guard**	205 050 0973
		Flange	205 050 0963
		Flange Nut	205 050 0983
		Spanner	205 050 1193
		Hex. Key	205 050 1213
		Wheel retainer, nut	KF142108
		Wrench stop spanner	C136927
		Wrench spanner	KF141865
		Side handle	C136901
CP9111Q-B, CP9112Q-B		Double Ended Spanner	205 049 6453
		Spanner	205 049 6443
CP9105Q-B, CP9106Q-B, CP9107, CP9108Q-B		Spanner (2)	CA144807
CP854	1	**4" (100mm) Disc Guard**	C136898
	2	Nut	C138512
	3	Wheel adapter	C128495
	4	Wheel retainter, nut	C050588
	.	Wrench stop spanner	C136927
	.	Wrench wheel spanner	C136926
	.	Wrench 5/8" open end	C139702
	.	Side handle	C136901
CP854E	1	**5" (125mm) Disc Guard**	C136898
	2	Nut	C138512
	.	Wheel adapter	KF141861
CP857	1	**7" (180mm) Disc Guard**	C139081
	.	Wrench-spindle	C141027
	.	Wrench -3/8 Hex	P084363
	2	Adapter	C087920

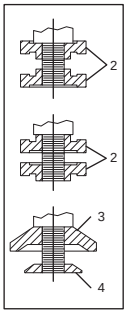

CP854(E)

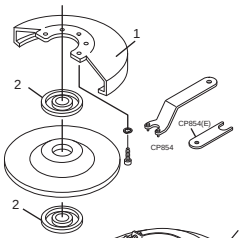

CP857

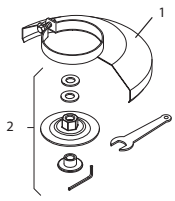

Accessories Angle Grinders

INCLUDED ACCESSORIES

CP3040...

For 3/8" & 5/8" hole disc

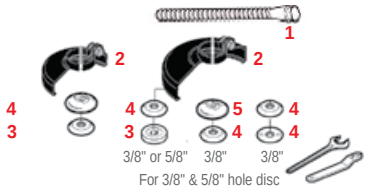

For 3/8" & 5/8" hole disc

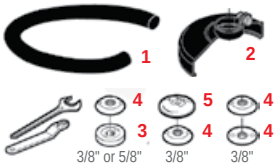

For 3/8" & 5/8" hole disc

For 7/8" hole disc

For 7/8" hole disc

For 7/8" hole disc

For 5/8" hole disc

MODEL	ITEM	DESCRIPTION	PART NO.
CP3040-GABTIM	1	**ø 4" (100mm) Disc Guard**	**205 054 5213**
CP3040-GASTIM	2	Rear flange 3/8"	**205 054 4263**
	3	Rear flange 5/8"	**205 055 2633**
	4	Flange nut 3/8"	**205 054 4273**
	5	Flange nut 5/8"	**205 055 2643**
	.	Spanner Wrench (for 3/8" flange)	**205 054 4293**
	.	Pin Wrench (for 3/8" flange)	**205 054 4283**
	.	Spanner Wrench (for 3/8" flange)	**205 054 4303**
	.	Spanner Wrench (for 5/8" flange)	**205 055 2953**
	.	Pin wrench (for 5/8" flange)	**205 055 2943**
CP3019-..A3	1	Exhaust hose L= 31" (0.8m)	**615 875 1060**
CP3019-..A4	2	**3" (76mm) Disc Guard (A3)**	**615 504 1550**
	2	**4" (100mm) Disc Guard (A4)**	**615 504 1600**
	3	Flange	**615 606 5150**
	4	Flange	**615 502 0640**
	5	Rear flange	**615 503 1440**
	.	Pin Wrench	**615 802 0080**
	.	Flat Wrench 7/16" (11mm)	**615 801 0030**
CP3109-13A4ES	1	Exhaust hose L= 60" (1.5m)	**615 875 1130**
CP3109-13A4	2	**4" (100mm) Disc Guard**	**615 504 1600**
	3	Flange	**615 606 5150**
	4	Flange	**615 502 0640**
	5	Rear Flange	**615 503 1440**
	.	Pin Wrench	**615 802 0080**
	.	Flat Wrench 7/16" (11mm)	**615 801 0030**
CP3450-12AA5	1	**5" (125mm) Disc Guard**	**615 504 1860**
	2	Rear flange M14	**615 503 1590**
	3	Flange nut M14	**615 502 0770**
	4	Safety screw	**615 614 0900**
		Flat wrench: **205 048 4230** / Pin wrench: **205 048 6673** / Hex wrench: **895 101 1464**	
CP3450-12AC45	1	**4.5" (115mm) Disc Guard**	**615 504 2030**
	2	Rear flange 3/8"	**205 053 3943**
	3	Flange nut 3/8"	**205 053 3973**
	4	Safety screw	**615 614 0900**
		Flat wrench: **205 048 4230** / Pin wrench: **205 048 5003** / Hex wrench: **895 101 1464**	
CP3450-12AB5	1	**5" (125mm) Disc Guard**	**615 504 1860**
	2	Rear flange 5/8"	**615 503 1600**
	3	Flange nut 5/8"	**615 502 0780**
	4	Safety screw	**615 614 0900**
CP3450-12AC4	1	**4" (100mm) Disc Guard**	**615 504 1880**
CP3450-12AC4R	2	Flange (2)	**615 606 0430**
		Flat wrench	**205 048 4230**
		Pin wrench	**205 048 5003**
		Flat wrench: **205 048 4230** / Pin wrench: **205 048 6673** / Hex wrench: **895 101 1464**	

MODEL	DESCRIPTION	PART NO.
CP3450-..	Side handle	**205 052 4063**
	Exhaust kit	**205 054 1503**

Accessories Angle Grinders

INCLUDED ACCESSORIES

MODEL	ITEM	DESCRIPTION	PART NO.
CP3650-120AA5VK	1	Silencer kit	615 396 1660
CP3650-120AB5VK	2	Vibration-damping side handle	615 576 0660
CP3650-120AH5VK	3	Hose clamp	615 263 0240
CP3650-100AB6VK			

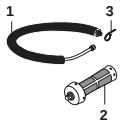

MODEL	ITEM	DESCRIPTION	PART NO.
CP3650-120AA5	.	3/8" air hose nipple for 1/2" (13 mm) ID hose	615 704 0270
CP3650-120AB5	1	Hose clamp	615 263 0240
CP3650-120AA45	2	Exhaust hose	615 875 1130
CP3650-120AB45	3	Side handle	615 576 0380

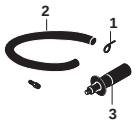

Type 27-42 and 41 wheel

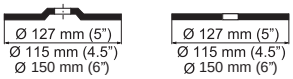

Flap wheels
with depressed centre wheels

MODEL	ITEM	DESCRIPTION	PART NO.
CP3650-120AB45	1	**4.5" (115 mm) Multi-position guard (AB45)**	615 504 1980
CP3650-120AB5	1	**5" (127 mm) Multi-position guard (AB5)**	615 504 1970
	2	Rear flange	615 503 1410
	3	Front flange	615 502 0670
	4	Safety screw	615 614 0760
	.	Pin wrench 1-3/8" (35 mm)	615 802 0100
	.	Hex. key 1/4" A/F (6.35 mm)	615 802 0570

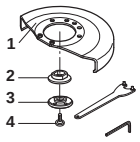

MODEL	ITEM	DESCRIPTION	PART NO.
CP3650-120AH5VK	1	**Multi-position guard**	615 504 1970
	2	Rear flange	615 503 1240
	3	Front flange	615 502 0620
	4	Safety screw	615 616 1010
	.	Hex. key 6 mm	615 802 0560

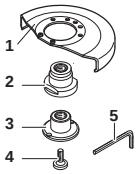

MODEL	ITEM	DESCRIPTION	PART NO.
CP3650-135AC4FK	1	**4.5" (100 mm) Disc Guard**	615 504 1960
	2	Flange (2)	615 606 5150
	3	Rear Flange	615 503 5150
	.	Flat wrench, 5/8" (16 mm)	615 802 5120
	.	Pin wrench 20-3 mm	615 802 0080

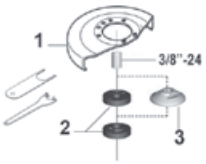

MODEL	ITEM	DESCRIPTION	PART NO.
CP3650-120AB5VK	1	**5" (127 mm) Multi-position guard**	615 504 1930
	2	Auto balancer	615 990 1810
	3	Front flange	615 502 0670
	4	Safety screw	615 614 0760
	.	Pin wrench 1-3/8" (35 mm)	615 802 0100
	.	Hex. key 1/4" A/F (6.35 mm)	615 802 0570

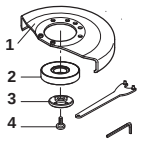

MODEL	ITEM	DESCRIPTION	PART NO.
CP3650-120AA45	1	**4.5" (115 mm) Multi-position guard (AA45)**	615 504 1980
CP3650-120AA5	1	**5" (127 mm) Multi-position guard (AA5)**	615 504 1970
	2	Rear flange	615 503 1340
	3	Front flange	615 502 0660
	4	Safety screw	615 614 0760
	.	Pin wrench 1-3/8" (35 mm)	615 802 0100
	.	Hex. key 1/4" A/F (6.35 mm)	615 802 0570

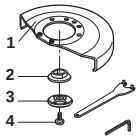

MODEL	ITEM	DESCRIPTION	PART NO.
CP3650-120AA5VK	1	**5" (127 mm) Multi-position guard**	615 504 1930
	2	Auto balancer	615 990 1810
	3	Front flange	615 502 0660
	4	Safety screw	615 614 0760
	.	Pin wrench 1-3/8" (6.35 mm)	615 802 0100
	.	Hex. key 1/4" A/F (6.35 mm)	615 802 0570

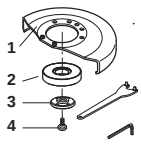

MODEL	ITEM	DESCRIPTION	PART NO.
CP3650-100AB6VK	1	**6" (150 mm) Disc Guard**	615 504 2020
	2	Auto balancer	615 990 1810
	3	Front Flange	615 502 0670
	4	Safety screw	615 614 0760
	.	Pin wrench 1-3/8" (35 mm)	615 802 0100
	.	Hex. key 1/4" A/F (6.35 mm)	615 802 0570

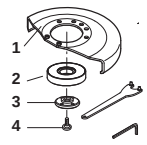

Accessories Angle and Vertical Grinders

INCLUDED ACCESSORIES

MODEL	ITEM	DESCRIPTION	PART NO.
CP3850-...	1	1/2" Air hose nipple, 5/8" (16 mm) ID hose	615 704 0140
	2	Vibration-damping side handle	615 576 0660

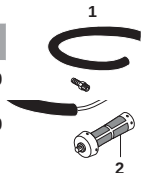

MODEL	ITEM	DESCRIPTION	PART NO.
CP3850-60AB9V	1	**9" (230 mm) Disc Guard**	205 055 9613
	2	Rear Flange	615 503 1530
	3	Nut 5/8"	615 608 0490
	4	Safety screw	615 614 0340
	.	Hex. key 6 mm	615 802 0560

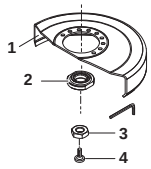

MODEL	ITEM	DESCRIPTION	PART NO.
CP3850-85AH7VE	1	**7" (180 mm) Disc Guard (AH7VE)**	615 504 2115
CP3850-65AH9VE	1	**9" (230 mm) Disc Guard (AH9VE)**	615 504 2125
	2	Auto balancer (AH7VE)	615 990 1940
	3	Rear Flange	615 503 1640
	4	Front Flange	615 502 0850
	.	Pin wrench 1-3/8" (35 mm)	615 802 0100
	.	Hex. key 6 mm	615 802 0560

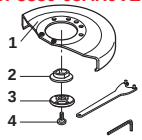

MODEL	ITEM	DESCRIPTION	PART NO.
CP3850-77AB7V	1	**7" (180 mm) Disc Guard**	615 504 2135
CP3850-85AB7V	2	Rear Flange	615 503 1530
	3	Nut 5/8"	615 608 0490
	4	Safety screw	615 614 0340
	.	Hex. key 6 mm	615 802 0560

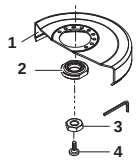

MODEL	ITEM	DESCRIPTION	PART NO.
CP3850-85AB7VE	1	**7" (180 mm) Disc Guard (AB7VE)**	615 504 2115
CP3850-65AB9VE	1	**9" (230 mm) Disc Guard (AB9VE)**	615 504 2125
	2	Auto balancer	615 990 1810
	3	Front Flange	615 502 0670
	4	Safety screw	615 614 0760
	.	Pin wrench 1-3/8" (35 mm)	615 802 0100
	.	Hex. key 6 mm	615 802 0560

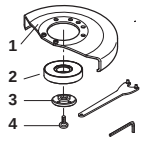

MODEL	ITEM	DESCRIPTION	PART NO.
CP3349-SALAVEL	1	**9" (230 mm) Disc Guard**	615 504 2250
	3	Rear Flange	615 503 1070
	4	Nut	615 542 1040
	5	Locknut	615 614 0340
	.	Flat wrench 1-1/16" (27 mm)	615 801 0770
	.	Hex. key 6 mm	615 802 0560

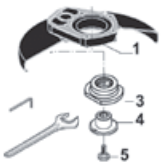

MODEL	ITEM	DESCRIPTION	PART NO.
CP3349-...	.	1/2" Air hose nipple, 5/8" (16 mm) ID hose	615 704 0140

MODEL	ITEM	DESCRIPTION	PART NO.
CP3349-SALAVELE	1	**9" (230 mm) Disc Guard**	615 504 1830
	2	Rear flange	615 503 1030
	4	Nut	615 542 1040
	5	Locknut	615 614 0340
	.	Pin Wrench 1-3/8" (35 mm)	615 802 0100
	.	Flat wrench 1-1/16" (27 mm)	615 801 0770
		Hex. key 6 mm	615 802 0560

MODEL	ITEM	DESCRIPTION	PART NO.
CP3349-SALAVADE	1	**7" (180 mm) Disc Guard**	615 504 1820
	2	Rear flange	615 503 1030
	3	Nut	615 542 1040
	4	Locknut	615 614 0340
	.	Pin Wrench 1-3/8" (35 mm)	615 802 0100
	.	Flat wrench 1-1/16" (27 mm)	615 801 0770
	.	Hex. key 6 mm	615 802 0560

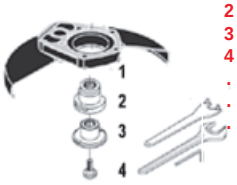

MODEL	ITEM	DESCRIPTION	PART NO.
CP3349-SALAVET	1	**6" (150 mm) Disc Guard**	615 504 1780
	2	Rear flange	615 503 1500
	3	Nut	615 608 0490
	.	Lever	615 595 2020
	.	Hex. key 6 mm	615 802 0610

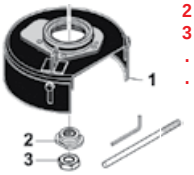

MODEL	ITEM	DESCRIPTION	PART NO.
CP3349-SALAVETE	1	**6" (150 mm) Disc Guard**	615 504 1810
	2	Rear flange	615 503 1160
	3	Locknut	615 614 0340
	.	Flat wrench 1-1/16" (27 mm)	615 801 0770
	.	Hex. key 6 mm	615 802 0560

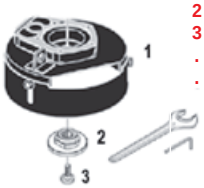

Accessories & Spares Angle Grinders

OPTIONAL ACCESSORIES

MODEL	DESCRIPTION	PART NO.
CP3450-.	Low Vibration handle	615 576 0780
	Exhaust hose adapter	615 730 1870
	Overhose	205 054 7523

AUTO-BALANCER

MODEL	DESCRIPTION	PART NO.
CP3349-SALAVADE/ CP3349-SALAVELE	Auto-balancer	615 503 1460

COLLET HOLDER

MODEL	DESCRIPTION	PART NO.
CP3450-12AC..	Collet holder	615 990 1900
	Collet nut	615 607 1540
	Collet 1/4"	615 526 0630

GREASE GUN

MODEL	DESCRIPTION	PART NO.
CP3450-..	Grease gun (capacity 0.8 oz - 24g)	615 990 1490

MODEL	ITEM	DESCRIPTION	PART NO.
CP3650-..	1	Silencer kit	615 396 1660
	2	Vibration-damping side handle	615 576 0660
	3	Hose clamp	615 263 0240
	4	Clippable silencer	615 396 9570
	5	Reinforced cloth-lined exhaust hose L=30" (0.75mm)	615 875 1160
	6	Grease gun include 24g	615 990 1490
	7	Grease for bevel gear (1kg)	615 990 1480
	.	Blades kit (x100)	615 434 0640
CP9120/21/22.. CP7540/45/50..	2	Vibration damping side handle	615 576 0780

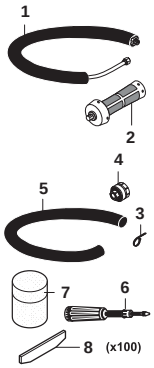

MODEL	ITEM	DESCRIPTION	PART NO.
CP3650-.. ø127 (5") Diamond disc	A	**Dust extraction Kit**	615 397 8300
	1	Manifold cutting with screws	615 504 2170
	2	Goble cover plate complete	615 504 2180
	3	Spacer 6mm - Hole 14mm	615 643 0920
	3	Spacer 6mm - Hole 16mm	615 643 0910
	4	Spacer for M14 spindle	615 643 0890
	4	Spacer for 5/8" spindle	615 643 0900
	5	Flange nut M14	615 606 0460
	5	Flange nut 5/8"	615 606 0450
	.	Pin key	615 802 0670

SILENCERS

MODEL	ITEM	DESCRIPTION	PART NO.
CP3019-..	1	Silencer Kit	615 396 1010
	2	Clippable silencer	615 396 1240
CP3109-..	3	Silencer Kit	615 396 1660
	4	Clippable silencer	615 396 6550
CP3450	3	Silencer Kit	615 574 0760

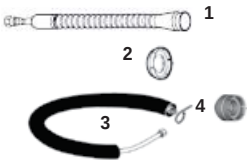

EXHAUST HOSE

MODEL	DESCRIPTION	PART NO.
CP3109-..	Reinforced cloth-lined exhaust hose L= 30" (0.75m)	615 875 1160

PAD

MODEL	DESCRIPTION	PART NO.
CP3450-12AC4 AC45	Backing pad ø 4" (100mm) with nut 3/8"	615 990 1900
CP3450-12AA5/ AB5	Backing pad ø 5" (125mm) with nut 5/8" & M14	615 990 1910

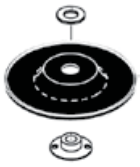

TUNE-UP KITS

MODEL	TUNE-UP KIT
CP75.. serie	894 017 3442
CP9120CR	205 050 4823
CP9122BR	205 050 4823
CP9122CR	205 050 4823
CP9121BR	205 050 4823
CP9121CR	205 050 4823
CP9121AR	205 050 4823
CP9123	205 050 3733
CP3040	205 054 5223
CP854	C138089
CP3109-13A4	205 054 1673
CP3109-13A4ES	205 054 1663
CP3450-..	615 397 3030
CP3650 Series	205 055 6003
CP3850 Motor Service Kit	205 055 3543
CP3850 Spindle Service Kit	205 055 3553
CP3850 Global Service Kit	205 055 3433

Dimensions - Accessories Angle Grinders

OPTIONAL ACCESSORIES



MODEL	ITEM	DESCRIPTION	PART NO.
CP3850-77ABVE	1	Nut	615 542 1040
CP3850-85ABVE	2	Autobalancer	615 503 1460
	3	Safety screw	615 614 0340
	4	Grease gun	615 990 1490
	5	Grease for bevel gear (1kg)	615 990 1480
	.	Pin spanner 1-3/8" (35 mm)	615 802 0100
	.	Flat spanner	615 801 0770
	.	Hexagon wrench 6 mm	615 802 0560

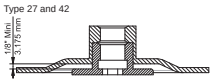

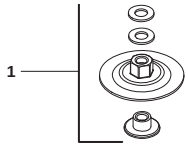

MODEL	ITEM	DESCRIPTION	PART NO.
CP3850-77AB7V	1	Wheel adapter	C087920
CP3850-85AB7V			
CP3850-60AB9V			

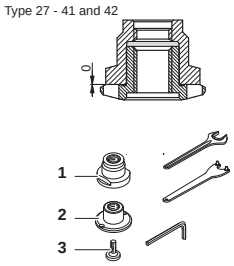

MODEL	ITEM	DESCRIPTION	PART NO.
CP3850-77AB7V	1	Rear Flange	615 503 1030
CP3850-85AB7V	2	Nut	615 542 1040
CP3850-60AB9V	3	Safety screw	615 614 0340
	.	Pin Spanner 1-3/8" (35 mm)	615 802 0100
	.	Flat spanner	615 801 0770
	.	Hexagon wrench 6 mm	615 802 0560

DIMENSIONS

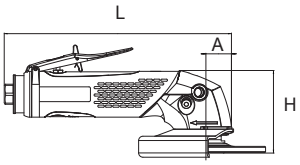

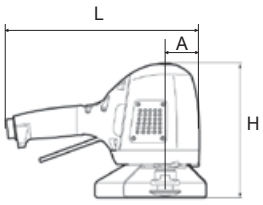

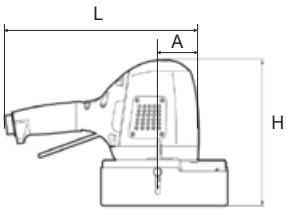

ANGLE GRINDER	L		A		H	
	in	mm	in	mm	in	mm
CP7500D	5.5	140	2.52	64	1.04	26.4
CP75.. Serie						
CP3040GABTIM	8.3	210	3.5	90	2.6	65
CP3040GASTIM	10.6	270	3.5	90	2.6	65
CP9120CR	9.3	233	1.58	40	1.02	26
CP9120CRN	9.3	233	1.58	40	1.02	26
CP9122BR	9.3	233	1.58	40	1.02	26
CP9122CR	9.3	233	1.58	40	1.02	26
CP9121CR	9.6	240	1.58	40	1.02	26
CP9121BR	9.6	240	1.58	40	1.02	26
CP9121AR	9.6	240	1.58	40	1.02	26
CP854	9	229	1.58	40	1.02	26
CP854E	9	229	1.58	40	1.02	26
CP3019-..A.	6.4	163	2.68	68	0.59	15
CP3109-..A4	8.5	217	2.68	68	0.59	15
CP3109-..A4ES	11.3	287	2.68	68	0.59	15

ANGLE GRINDER	L		A		H	
	in	mm	in	mm	in	mm
CP3450-12A..	9.1	231			4.6	117
CP3650-..AC4	9.4	238	1.05	26.8	3.5	88
CP3650-..AB/AA..45/5	9.4	238	1.05	26.8	3.4	87
CP3650-..AB/AA..VK	9.4	238	1.05	26.8	3.6	93
CP3650-..AB6..	9.4	238	1.05	26.8	3.7	93
CP9123	13.4	340	1.34	34	5.5	140
CP857	13.1	334	1.34	34	5.5	140
CP3850-77AB7V	13.1	334	1.14	29	4.8	122
CP3850-..AB9V	13.1	334	1.14	29	4.8	122
CP3850-..AB7VE/AH7VE	13.1	334	1.14	29	4.2	107
CP3850-..AB9VE/AH9VE	13.1	334	1.14	29	4.2	107
CP3349-SALAVADE					7.5	189
CP3349-SALAVEL					8.0	203
CP3349-SALAVELE					7.5	189
CP3349-SALAVET/SALAVELE					8.2	207

Notes

CP ToolBox

Available on the App Store

Google play

Get the free CP ToolBox
Scan this QR code or visit www.cp.com/app

Browse the complete CP product range in just a few taps.

Specifications, part breakdowns, manuals, and more at your fingertips. CP ToolBox offers comprehensive tool information anytime, even in locations without an internet connection.

FINISHING



- PISTOL GRIP SANDERS

- BELT SANDERS

- ORBITAL SANDERS

- JITTERBUG SANDERS

- ANGLE SANDERS

HOW TO SELECT YOUR FINISHING TOOL?

STEP 1

Applications

- Material type
- Treatment type
- Finishing type
- Intensity

STEP 2

Abrasives

- Shape
- Grit size
- Process
- Rotation type
- Access

STEP 3

Tools

- Handling shape
- Pad / Belt size
- Speed

SANDING TOOLS

	ANGLE SANDERS	PISTOL SANDER	BELT SANDER	ORBITAL SANDER	IN-LINE SANDER	JITTERBUG SANDER
★★★ SUPER INDUSTRIAL	CP3019 CP3650 CP3850	CP3070		CP7220 CP7250 CP9534		
★★ INDUSTRIAL MAINTENANCE AND PRODUCTION	CP3030	CP9778	CP858 CP5080	CP7215 CP7225 CP7255		
★ GENERAL MAINTENANCE		CP7202	CP9779 CP9780	CP3510 CP3512 CP3514	CP7268	CP7263 CP7264 CP7266 CP7267

<0.7 hp (500 W) Angle Sanders 2" & 3"

The CP3030 Series Benefits

LIGHTWEIGHT & ERGONOMIC

- Industrial Maintenance and Production angle sander
- Ergonomic handle and high speed
- Durable and robust design

CP3030-325AFR

2" 50 mm

FEATURES

- Gearless durable construction
- Compact composite handle
- Streamlined safety lever

CP3030-325AFR

See accessories on pages 130 to 137

CP3030-415AFR

3" 75 mm

FEATURES

- Gearless durable construction
- Compact composite handle
- Streamlined safety lever

CP3030-420AFR

Same features as CP3030-415AFR with 20,000 rpm.

CP3030-515AFR

3" 75 mm

FEATURES

- Gearless durable construction
- Compact composite handle
- Streamlined safety lever

GENERAL MAINTENANCE | INDUSTRIAL MAINTENANCE & PRODUCTION | SUPER INDUSTRIAL

MODEL	PART NUMBER	FREE SPEED	POWER		PAD CAPACITY		PAPER SIZE		SPINDLE THREAD	AIR CONS. AT FREE SPEED		AIR CONS. @LOAD		NET WEIGHT		LENGTH		VIBRATION LEVEL ISO 28927 (M/S2)		SOUND PRESS.	SOUND POWER	AIR INLET
		rpm	hp	W	in.	mm	in.	mm	in.	cfm	l/s	cfm	l/s	lb	kg	in.	mm	a	k	ISO 15744 - dB(a)		in.
CP3030-325AFR	**615 162 0060**	25,000	0.4	300	2	50	2	50	1/4-20	21.8	10.3	14.2	6.7	1.9	0.8	6.1	154	<2,5	-	80	91	1/4
CP3030-415AFR	**615 162 0070**	15,000	0.54	400	3	75	3	75	3/8-24	21.8	10.3	16.3	7.7	1.1	0.5	6.8	174	<2,5	-	80	91	1/4
CP3030-420AFR	**615 162 0080**	20,000	0.54	400	3	75	3	75	3/8-24	27.1	12.8	18.4	8.7	1.9	0.8	6.8	174	<2,5	-	76	87	1/4
CP3030-515AFR	**615 162 0100**	15,000	0.7	500	3	75	3	75	3/8-24	25	11.8	20.6	9.7	1.9	0.9	6.8	174	<2,5	-	76	87	1/4

All models: Hose int. 3/8" (10mm) - @90 PSI (@6.3 Bar)

Listed specifications are for reference only. Please check documents in each tool.

0.2 & 0.5 hp (150 & 375 W) Angle Sanders 3"

CP7202

3" 75 mm

ROTARY SANDING

FEATURES
- Mini pistol disc sander with 3" (75 mm) Roloc pad
- Rubber molded pistol grip
- Adjustable power regulator

BENEFITS
- General Maintenance application pistol sander
- Compact & lightweight
- Maximized operator control and improved ergonomics lowers fatigue

CP3019-12AF

HIGH PERFORMANCE
IN A COMPACT PACKAGE

FEATURES
- Highly durable beveled gearing
- Compact body
- Insulating composite over housing

BENEFITS
- Industrial Maintenance and Production angle sander
- Ergonomic handle and high speed
- Highest durability in demanding applications up to 2,000 hours between maintenance intervals

CP3019-12AF

CP3019-20AF
Same features as CP3019-12AF with 20,000 rpm

See accessories on pages 130 to 137

GENERAL MAINTENANCE | INDUSTRIAL MAINTENANCE & PRODUCTION | SUPER INDUSTRIAL

MODEL	PART NUMBER	FREE SPEED	POWER		PAD CAPACITY		PAPER SIZE		SPINDLE THREAD	AIR CONS. AT FREE SPEED		AIR CONS. @LOAD		NET WEIGHT		LENGTH		VIBRATION LEVEL ISO 28927 (M/S2)		SOUND PRESS.	SOUND POWER	AIR INLET
		rpm	hp	W	in.	mm	in.	mm	in.	cfm	l/s	cfm	l/s	lb	kg	in.	mm	a	k	ISO 15744 - dB(a)		in.
CP3019-12AF	**615 160 7080**	12,000	0.5	375	3	75	3	75	1/4-20 UNC	17.6	8.3	6.4	3	0.3	0.6	6.3	166	<2.5	-	78	89	1/4
CP3019-20AF	**615 160 7090**	20,000	0.5	375	3	75	3	75	1/4-20 UNC	19.7	9.3	12.1	5.7	0.3	0.6	6.3	166	2.7	1.3	82	93	1/4
CP7202	**894 107 2021**	15,000	0.2	150	3	75	3	75	1/4-20 UNC	21	9.9	21	9.9	1.5	0.7	4.7	120	<2.5	-	85	96	1/4

All models: Hose int. 3/8" (10mm) - @90 PSI (@6.3 Bar)

Listed specifications are for reference only. Please check documents in each tool.

CP3070-120G

DURABLE

5" 125 mm

FEATURES

- One piece robust body
- Low vibration
- Handle exhaust

BENEFITS

- Industrial Maintenance and Production pistol sander
- High durability
- Ergonomics - Compact & easy handling, ideal for limited space applications

CP3070-120G

<0.5 hp (375 W) Pistol Sanders 5"

CP9778

5" 125 mm

FAST & PRECISE

FEATURES

- Standard-duty hi-speed sander with 5" (125 mm) pad
- Built-in air regulator and variable speed throttle
- Rugged, energy efficient 0.5 hp (375 W) motor

BENEFITS

- General maintenance pistol sander
- Excellent for paint removal, smoothing and rust removal in limited space applications

CP3070-120G

See accessories on pages 130 to 137

GENERAL MAINTENANCE | INDUSTRIAL MAINTENANCE & PRODUCTION | SUPER INDUSTRIAL

MODEL	PART NUMBER	FREE SPEED	POWER		PAD CAPACITY		PAPER SIZE		SPINDLE THREAD	AIR CONS. AT FREE SPEED		AIR CONS. @LOAD		NET WEIGHT		LENGTH		VIBRATION LEVEL ISO 28927 (M/S2)		SOUND PRESS.	SOUND POWER	AIR INLET
		rpm	hp	W	in.	mm	in.	mm	in.	cfm	l/s	cfm	l/s	lb	kg	in.	mm	a	k	ISO 15744 - dB(a)		in.
CP3070-120G	**615 162 0090**	12,000	0.5	375	5	125	5	125	3/8-24	26	12	22	10.5	2.2	1	6.9	175	<2,5	-	84	95	1/4
CP9778	**615 193 9778**	14,000	0.5	375	5	125	5	125	7/16-20	25	12	21	9.9	2.3	1	10.5	297	<2,5	-	90	101	1/4

All models: Hose int. 3/8" (10mm) - @90 PSI (@6.3 Bar)

Listed specifications are for reference only. Please check documents in each tool.

<0.51 hp (380 W) Belt Sanders

CP9779

FLEXIBLE
& EASY HANDLING

FEATURES
- Quick-change belt replacement
- Rubber molded grip
- Adjustable sanding arm

BENEFITS
- Operator comfort
- Excellent for paint removal, weld sanding, smoothing and rust removal in tight areas

CP9780

EASY HANDLING
& LARGE REMOVAL

FEATURES
- Quick-change belt replacement
- Rubber molded grip
- Adjustable sanding arm

BENEFITS
- Excellent for paint removal, smoothing and rust removal in limited space applications

CP858

PRODUCTIVITY
& DURABILITY

FEATURES
- Belt sander 3/8" (10 mm) capacity
- Quick change belt replacement
- Adjustable sanding arm

BENEFITS
- Excellent for paint removal, smoothing and rust removal in limited space applications

CP858

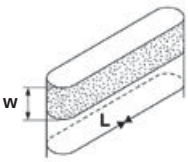

See accessories on pages 130 to 137

GENERAL MAINTENANCE | INDUSTRIAL MAINTENANCE & PRODUCTION | SUPER INDUSTRIAL

MODEL	PART NUMBER	FREE SPEED	POWER		BELT CAPACITY		AIR CONS. AT FREE SPEED		AIR CONS. @LOAD		NET WEIGHT		LENGTH		VIBRATION LEVEL ISO 28927 (M/S2)		SOUND PRESS.	SOUND POWER	AIR INLET
		rpm	hp	W	in.	mm	cfm	l/s	cfm	l/s	lb	kg	in.	mm	a	k	ISO 15744 - dB(a)		in.
CP858	T025179	18,000	0.4	300	3/8x13	10x330	22	10.4	22	10.4	1.9	0.9	10.8	275	<2.5	-	93	104	1/4
CP9779	615 193 9779	22,000	0.35	260	3/8x13	10x330	13.3	6.3	28	13.1	2	0.9	12	304	<2.5	-	91	102	1/4
CP9780	615 193 9780	20,000	0.51	380	3/4x20.4	19x520	14.6	6.9	30	14.1	3.3	1.5	15	380	<2.5	-	91	102	1/4

All models: Hose int. 3/8" (10mm) - @90 PSI (@6.3 Bar)

Listed specifications are for reference only. Please check documents in each tool.

0.4 & 0.54 hp (300 & 400 W) Belt Sanders

The CP5080 Series Benefits

HIGH PRODUCTIVITY BELT SANDER

- Industrial belt sander
- Ergonomic handle and high speed
- High durability thanks to simple and robust design

CP5080-3260D12

COMPACT SIZE BELT SANDER

FEATURES

- Designed for precise applications
- Sanding head pivots 360° for multi position sanding
- Easy change of abrasives and contact arm

CP5080-3260D12

CP5080-3260D12K

Part No. 615 162 0050

Kit includes:

205 054 5513	Guard support 12" belts
205 054 5583	Handle CP5080-3260D12
205 054 5573	Belt sanding set 12" 5pc CP
205 054 5523	Contact arm 1/2"x12" - 5/8" diam.
205 054 5543	Contact arm 1/8"x12"
205 054 5533	Contact arm 1/2"x12" 5/16" diam
205 055 2173	Blowcase CP5080
205 055 2183	Sticker blowcase 12" CP5080

CP5080-4200D24

UNIVERSAL AND VERSATILE BELT SANDER

FEATURES

- Universal and versatile arm design
- Sanding head pivots 360° for multi position sanding
- Easy change of abrasives and contact arm

CP5080-3260H19

SPECIAL DIMENSION COMPACT BELT SANDER

FEATURES

- Designed for precise applications
- Sanding head pivots 360° for multi position sanding
- Easy change of abrasives and contact arm

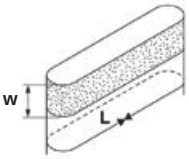

GENERAL MAINTENANCE | INDUSTRIAL MAINTENANCE & PRODUCTION | SUPER INDUSTRIAL

MODEL	PART NUMBER	FREE SPEED	POWER		BELT CAPACITY		AIR CONS. AT FREE SPEED		AIR CONS. @LOAD		NET WEIGHT		LENGTH		VIBRATION LEVEL ISO 28927 (M/S2)		SOUND PRESS.	SOUND POWER	AIR INLET
		rpm	hp	W	in.	mm	cfm	l/s	cfm	l/s	lb	kg	in.	mm	a	k	ISO 15744 - dB(a)		in.
CP5080-3260D12	**615 162 0000**	26,000	0.4	300	1/2x12	13x305	21.8	10.3	17.8	8.4	1.7	0.8	11.4	280	<2,5	-	82	93	1/4
CP5080-3260D12K	**615 162 0050**	26,000	0.4	300	1/8 -1/2x12	3-13x305	21.8	10.3	17.8	8.4	1.7	0.8	11.4	280	<2,5	-	82	93	1/4
CP5080-3260H19	**615 162 0200**	26,000	0.4	300	1/2-1x19	13-25x480	21.8	10.3	17.8	8.4	2.5	1.1	14.6	370	<2,5	-	79	90	1/4
CP5080-4200D24	**615 162 0010**	20,000	0.54	400	1/2x24	13x610	25.6	12.1	21.6	10.2	3.1	1.4	15.3	390	<2,5	-	78	89	1/4

All models: Hose int. 3/8" (10mm) - @90 PSI (@6.3 Bar)

Listed specifications are for reference only. Please check documents in each tool.

0.54 & 0.75 hp (400 & 560 W) Belt Sanders

CP5080-4200H18 ★★



HIGH PRODUCTIVITY
BELT SANDER

FEATURES
- Designed for work in tight spots
- Sanding head pivots 360° for multi position sanding
- Easy change of abrasives and contact arm

CP5080-4200H18K

Part No. 615 162 0040
Kit includes:

205 054 7953 Guard support 18" w/ handle
205 054 5603 Handle CP5080-4200H18
205 054 5563 Belt sanding set 18" 8pc CP
205 054 5483 Contact arm 1/2"x18"
205 054 5453 Contact arm 5/8" to 3/4"x 18"
205 054 5473 Contact arm 1/8" to 1/2"x 18"
20 5055 2173 Blowcase CP5080

CP5080-5220H18 ★★

LARGE SURFACE BELT SANDER

FEATURES

- Designed for large surfaces applications
- Sanding head pivots 360° for multi position sanding
- Easy change of abrasives and contact arm

CP5080-5220H18

See accessories on pages 130 to 137

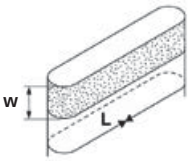

★ GENERAL MAINTENANCE ★★ INDUSTRIAL MAINTENANCE & PRODUCTION ★★★ SUPER INDUSTRIAL

MODEL	PART NUMBER	FREE SPEED	POWER		BELT CAPACITY		AIR CONS. AT FREE SPEED		AIR CONS. @LOAD		NET WEIGHT		LENGTH		VIBRATION LEVEL ISO 28927 (M/S2)		SOUND PRESS.	SOUND POWER	AIR INLET
		rpm	hp	W	in.	mm	cfm	l/s	cfm	l/s	lb	kg	in.	mm	a	k	ISO 15744 - dB(a)		in.
CP5080-4200H18	**615 162 0020**	20,000	0.54	400	1/2x18	13x457	25.6	12.1	21.6	10.3	2.8	1.3	13.4	340	<2,5	-	80	91	1/4
CP5080-4200H18K	**615 162 0040**	20,000	0.54	400	1/2-3/4x18	13-19x457	25.6	12.1	21.6	10.2	3.1	1.4	13.4	340	<2,5	-	78	89	1/4
CP5080-5220H18	**615 162 0030**	22,000	0.75	560	1x18	25x457	31.8	15	27.1	12.8	3.3	1.5	13.4	340	<2,5	-	84	95	1/4

All models: Hose int. 3/8" (10mm) - @90 PSI (@6.3 Bar)

Listed specifications are for reference only. Please check documents in each tool.

CP3514

ERGONOMIC & POWERFUL

ø 5mm (3/16")

FEATURES

- Central Vacuum (CV) model in Hook & Loop Pad
- 5" (125 mm) random orbital palm sander
- 3/16" (5 mm) orbit

BENEFITS

- Operator comfort with ergonomic palm shape
- Productivity increased with low vibrations level
- Powerful and ergonomic palm shape for vertical and horizontal applications

CP3514

0.3 HP (210 W) Orbital Sanders

CP3510

ø 5mm (3/16")

ERGONOMIC & POWERFUL

CP3511

Same features as CP3510 with PSA

FEATURES

- Non Vacuum (NV) model in Hook & Loop Pad
- 5" (125 mm) random orbital with palm sander
- 3/16" (5 mm) orbit

BENEFITS

- Operator comfort with ergonomic palm shape
- Productivity increased with low vibration level
- Powerful and ergonomic palm shape for vertical and horizontal applications

CP3512

ø 5mm (3/16")

ERGONOMIC & POWERFUL

FEATURES

- Self Vacuum (SV) model in Hook & Loop pad
- 5" (125 mm) random orbital palm sander
- 3/16" (5 mm) orbit

BENEFITS

- Operator comfort with ergonomic palm shape
- Productivity increased with low vibration level
- Powerful and ergonomic palm shape for vertical and horizontal applications

See accessories on pages 130 to 137

GENERAL MAINTENANCE | INDUSTRIAL MAINTENANCE & PRODUCTION | SUPER INDUSTRIAL

MODEL	PART NUMBER	POWER		GRIP	FREE SPEED	PAD CAPACITY		SPINDLE THREAD	AIR CONS. AT FREE SPEED		AIR CONS. @LOAD		NET WEIGHT		PAD TYPE	VAC	VIBRATION LEVEL ISO 28927 (M/S2)		SOUND PRESS.	SOUND POWER	AIR INLET
		hp	W		rpm	in.	mm	in.	cfm	l/s	cfm	l/s	lb	kg			a	k	ISO 15744 - dB(A)		in.
CP3510	615 193 3510	0.3	210	Palm	12,000	5	125	5/16-24	19.5	9.2	16	8	1.3	0.7	H&L	SV	3	1.3	81	89	1/4
CP3511	615 193 3511	0.3	210	Palm	12,000	5	125	5/16-24	19.5	9.2	16	8	1.3	0.7	PSA	SV	3	1.3	81	93	1/4
CP3512	615 193 3512	0.3	210	Palm	12,000	5	125	5/16-24	19.5	9.2	16	8	1.4	0.8	H&L	SV	3	1.3	81	91	1/4
CP3514	615 193 3514	0.3	210	Palm	12,000	5	125	5/16-24	19.5	9.2	16	8	1.4	0.8	H&L	CV	3	1.3	81	92	1/4

All models: Hose int. 3/8" (10mm) - @90 PSI (@6.3 Bar)

Listed specifications are for reference only. Please check documents in each tool.

0.3 HP (210 W) Orbital Sanders

CP7225

POWERFUL & COMFORTABLE

LOW VIBRATION

ø 2.5mm (3/32")

CP7225E / CV
Same features as CP7225 with respectively H&L and Central Vacuum

CP7225CVE / SVE
Same features as CP7225 with H&L, Central Vacuum and with H&L, Self Vacuum

FEATURES
- Non Vacuum (NV) model in PSA pad
- 6" (150 mm) random orbital with palm sander
- 3/32" (2.5 mm) orbit

BENEFITS
- Operator comfort with ergonomic palm shape
- Productivity increased with low vibration level
- Powerful and ergonomic palm shape for vertical and horizontal applications

CP7215SV

LOW VIBRATION

ø 10mm (3/8")

POWERFUL & COMFORTABLE

CP7215/E
Same features as CP7215SV with H&L

CP7215CV
Same features as CP7215SV with H&L and Central Vacuum

CP7215CVE/SVE
Same features as CP7215SV with H&L, Central Vacuum and with H&L, Self Vacuum

FEATURES
- Self Vacuum (SV) model in PSA pad
- 6" (150 mm) random orbital with palm sander
- 3/8" (10 mm) orbit

BENEFITS
- Operator comfort with ergonomic palm shape
- Productivity increased with low vibration level
- Powerful and ergonomic palm shape for vertical and horizontal applications

CP7255CVE

POWERFUL & COMFORTABLE

LOW VIBRATION

ø 5mm (3/16")

FEATURES
- Central Vacuum (CV) model in Hook & Loop Pad
- 6" (150 mm) random orbital palm sander
- 3/16" (5 mm) orbit

BENEFITS
- Operator comfort with ergonomic palm shape
- Productivity increased with low vibrations level
- Powerful and ergonomic palm shape for vertical and horizontal applications

CP7255CVE

CP7255
Same features as CP7255CVE with PSA

CP7255E / CV
Same features as CP7255CVE with respectively H&L and Central Vacuum

CP7255SV / SVE
Same features as CP7255CVE with respectively Self Vacuum and H&L Self Vacuum

GENERAL MAINTENANCE | INDUSTRIAL MAINTENANCE & PRODUCTION | SUPER INDUSTRIAL

	MODEL	PART NUMBER	POWER		GRIP	FREE SPEED	PAD CAPACITY		SPINDLE THREAD	AIR CONS. AT FREE SPEED		AIR CONS. @LOAD		NET WEIGHT		PAD TYPE	VAC	VIBRATION LEVEL ISO 28927 (M/S2)		SOUND PRESS.	SOUND POWER	AIR INLET
			hp	W		rpm	in.	mm	in.	cfm	l/s	cfm	l/s	lb	kg			a	k	ISO 15744 - dB(A)		in.
ORBITAL Ø 3/8" (10 mm)	CP7215	894 107 2151	0.3	210	Palm	12,000	6	150	5/16-24	18	8	16	7.6	1.7	0.8	PSA	no	8.54	2.9	81	92	1/4
	CP7215CV	894 107 2153	0.3	210	Palm	12,000	6	150	5/16-24	18	8	16	7.6	1.8	0.8	PSA	CV	8.54	2.9	81	92	1/4
	CP7215CVE	894 127 2153	0.3	210	Palm	12,000	6	150	5/16-24	18	8	16	7.6	1.8	0.8	H&L	CV	5.65	1.8	81	92	1/4
	CP7215E	894 127 2151	0.3	210	Palm	12,000	6	150	5/16-24	18	8	16	7.6	1.7	0.8	H&L	no	5.65	1.8	81	92	1/4
	CP7215SV	894 107 2152	0.3	210	Palm	12,000	6	150	5/16-24	18	8	16	7.6	1.8	0.8	PSA	SV	8.54	2.9	81	92	1/4
	CP7215SVE	894 127 2152	0.3	210	Palm	12,000	6	150	5/16-24	18	8	16	7.6	1.8	0.8	H&L	SV	5.65	1.8	81	92	1/4
ORBITAL Ø 3/32" (2.5 mm)	CP7225	894 107 2251	0.3	210	Palm	12,000	6	150	5/16-24	18	8	16	7.6	1.7	0.8	PSA	no	7.65	3.2	81	92	1/4
	CP7225CV	894 107 2253	0.3	210	Palm	12,000	6	150	5/16-24	18	8	16	7.6	1.8	0.8	PSA	CV	7.65	3.2	81	92	1/4
	CP7225CVE	894 127 2253	0.3	210	Palm	12,000	6	150	5/16-24	18	8	16	7.6	1.8	0.8	H&L	CV	3.7	2.1	81	92	1/4
	CP7225E	894 127 2251	0.3	210	Palm	12,000	6	150	5/16-24	18	8	16	7.6	1.7	0.8	H&L	no	3.7	2.1	81	92	1/4
	CP7225SVE	894 127 2252	0.3	210	Palm	12,000	6	150	5/16-24	18	8	16	7.6	1.8	0.8	H&L	SV	3.7	2.1	81	92	1/4
ORBITAL Ø 3/16" (5 mm)	CP7255	894 107 2551	0.3	210	Palm	12,000	6	150	5/16-24	18	8	16	7.6	1.7	0.8	PSA	no	8.22	2.3	81	92	1/4
	CP7255CV	894 107 2553	0.3	210	Palm	12,000	6	150	5/16-24	18	8	16	7.6	83	0.8	PSA	CV	8.22	2.3	81	92	1/4
	CP7255CVE	894 127 2553	0.3	210	Palm	12,000	6	150	5/16-24	18	8	16	7.6	83	0.8	H&L	CV	5.13	1.8	81	92	1/4
	CP7255E	894 127 2551	0.3	210	Palm	12,000	6	150	5/16-24	18	8	16	7.6	1.7	0.8	H&L	no	5.13	1.8	81	92	1/4
	CP7255SV	894 107 2552	0.3	210	Palm	12,000	6	150	5/16-24	18	8	16	7.6	1.8	0.8	PSA	SV	8.22	2.3	81	92	1/4
	CP7255SVE	894 127 2552	0.3	210	Palm	12,000	6	150	5/16-24	18	8	16	7.6	1.8	0.8	H&L	SV	5.13	1.8	81	92	1/4

All models: Hose int. 3/8" (10mm) - @90 PSI (@6.3 Bar)

Listed specifications are for reference only. Please check documents in each tool.

0.3 hp (210 W) Orbital Sanders

CP7215H

ø 10mm (3/8")

CP7215HE / HCVE

Same features as CP7215H with handle and H&L / with 2 hands and Central Vacuum

Eco change motor, see page 133

LIGHTWEIGHT & POWERFUL

FEATURES
- Non Vacuum (NV) model in PSA Pad
- 2-handed 6" (150 mm) with random orbital palm sander
- 3/8" (10 mm) orbit

BENEFITS
- Operator comfort with ergonomic palm shape
- Productivity increased with low vibration level
- Powerful and ergonomic palm shape for vertical and horizontal applications

CP7255H

ø 5mm (3/16")

CP7255HE / HCVE

Same features as CP7255H with handle and H&L / with 2 hands and Central Vacuum

Eco change motor, see page 133

LIGHTWEIGHT & POWERFUL

FEATURES
- Non Vacuum (NV) model in PSA Pad
- 2-handed 6" (150 mm) with random orbital palm sander
- 3/16" (5 mm) orbit

BENEFITS
- Operator comfort with ergonomic palm shape
- Productivity increased with low vibration level
- Powerful and easy to use for vertical and horizontal applications

CP7268

IN-LINE SANDING

FEATURES
- Heavy-duty dual piston straight line sander
- Twin piston rugged design
- Easy comfort trigger and handle

BENEFITS
- Operator comfort and safe operation
- Ideal tool for fast material removal, body smoothing, and for large surfaces

See accessories on pages 130 to 137

GENERAL MAINTENANCE | INDUSTRIAL MAINTENANCE & PRODUCTION | SUPER INDUSTRIAL

	MODEL	PART NUMBER	POWER		GRIP	FREE SPEED	PAD CAPACITY		PAPER SIZE		SPINDLE THREAD	AIR CONS. AT FREE SPEED		AIR CONS. @LOAD		NET WEIGHT		PAD TYPE	VIBRATION LEVEL ISO 28927 (M/S2)		SOUND PRESS.	SOUND POWER	AIR INLET
			hp	W		rpm	in.	mm	in.	mm	in.	cfm	l/s	cfm	l/s	lb	kg		a	*k*	ISO 15744 - dB(A)		in.
	CP7268	894 107 2680	-	-	Palm	5,000	2.75 x 17.5	70x445	2.75 x 17.5	70x445	-	14	6.6	10.7	5.1	6.1	2.8	-	22.03	13.5	93	104	1/4
ORBITAL Ø 3/16" (5 mm)	CP7255HE	894 127 2554	0.3	210	Palm	11,000	6	150	150	6	5/16-24	18	8	18	8.5	1.9	0.9	H&L	3.1	5.2	82	93	1/4
ORBITAL Ø 3/16" (5 mm)	CP7255HCVE	894 127 2555	0.3	210	Palm	11,000	6	150	150	6	5/16-24	18	8	18	8.5	1.9	0.9	H&L	3.1	5.2	83	94	1/4
ORBITAL Ø 3/16" (5 mm)	CP7255H	894 107 2554	0.3	210	Palm	11,000	6	150	150	6	5/16-24	18	8	18	8.5	1.9	0.9	H&L	5.4	2.4	81	92	1/4
ORBITAL Ø 3/8" (10 mm)	CP7215HE	894 127 2154	0.3	210	Palm	11,000	6	150	150	6	5/16-24	18	8	18	8.5	2	0.9	H&L	4.4	2.8	85	96	1/4
ORBITAL Ø 3/8" (10 mm)	CP7215HCVE	894 127 2155	0.3	210	Palm	11,000	6	150	150	6	5/16-24	18	8	18	8.5	2	0.9	H&L	4.4	2.8	86	97	1/4
ORBITAL Ø 3/8" (10 mm)	CP7215H	894 107 2154	0.3	210	Palm	11,000	6	150	150	6	5/16-24	18	8	18	8.5	2	0.9	PSA	4.4	2.8	84	95	1/4

All models: Hose int. 3/8" (10mm) - @90 PSI (@6.3 Bar)

Listed specifications are for reference only. Please check documents in each tool.

0.3 hp (210 W) Orbital Sanders

CP7220E ★★★

HIGH PERFORMANCE WITH LOW NOISE NON VACUUM

ø 2.5mm (3/32")

CP7220SVE
Same features as CP7220E with self-vacuum

CP7250E
Same features as CP7220E with 3/16" (5 mm) orbit

CP7250SVE
Same features as CP7220SVE with 3/16" (5 mm) orbit and self vacuum

ø 5mm (3/16")

FEATURES
- Non-vacuum model available with PSA and Hook & Loop pads
- True oil-free operation to keep contaminants away from your sanding process
- Used for final sanding, finishing and prepolishing processes

BENEFITS
- Industrial orbital sander
- High durability thanks to simple and robust design
- Ideal for versatile sanding applications

CP7220HCVE ★★★

ø 2.5mm (3/32")

HIGH PERFORMANCE WITH LOW NOISE CENTRAL VACUUM

FEATURES
- Central-vacuum model available in PSA and Hook & Loop pads
- True oil-free operation to keep contaminants away from your sanding process
- Used for final sanding, finishing and prepolishing processes

BENEFITS
- Industrial orbital sander
- High durability thanks to simple and robust design
- Ideal for versatile sanding applications

CP7220CVE ★★★

HIGH PERFORMANCE WITH LOW NOISE CENTRAL VACUUM

ø 2.5mm (3/32")

FEATURES
- 0.3 hp (210 W) orbital sander
- True oil-free operation to keep contaminants away from your sanding process
- Central-vacuum model available in PSA and Hook & Loop pads

BENEFITS
- Industrial Maintenance and Production Applications orbital sander
- High durability thanks to simple and robust design
- Ideal for versatile sanding applications

CP7220CVE

CP7250CVE
Same features as CP7220CVE with 3/16" (5 mm) orbit

ø 5mm (3/16")

See accessories on pages 130 to 137

★ GENERAL MAINTENANCE ★★ INDUSTRIAL MAINTENANCE & PRODUCTION ★★★ SUPER INDUSTRIAL

MODEL	PART NUMBER	POWER		GRIP	FREE SPEED	PAD CAPACITY		SPINDLE THREAD	AIR CONS. AT FREE SPEED		AIR CONS. @LOAD		NET WEIGHT		PAD TYPE	VAC	VIBRATION LEVEL ISO 28927 (M/S2)		SOUND PRESS.	SOUND POWER	AIR INLET
		hp	W		rpm	in.	mm	in.	cfm	l/s	cfm	l/s	lb	kg			a	k	ISO 15744 - dB(A)		in.
PALM GRIP - ORBITAL Ø 3/32" (2.5mm)																					
CP7220CVE	894 170 2970	0.3	210	Palm	12,000	6	150	5/16-24	16.6	7.8	16.6	7.8	1.7	0.8	H&L	CV	3.2	1.4	76	87	1/4
CP7220E	894 127 2201	0.3	210	Palm	12,000	6	150	5/16-24	16.6	7.8	16.6	7.8	1.7	0.8	H&L	no	3.4	1.3	76	87	1/4
CP7220SVE	894 127 2202	0.3	210	Palm	12,000	6	150	5/16-24	16.6	7.8	16.6	7.8	1.7	0.8	H&L	SV	3.2	1.4	76	87	1/4
CP7220HCVE	615 170 3790	0.3	210	Palm	12,000	6	150	5/16-24	16.6	7.8	16.6	7.8	2	0.9	H&L	CV	5.1	3.2	81	92	1/4
PALM GRIP - ORBITAL Ø 3/16" (5mm)																					
CP7250CVE	894 127 2503	0.3	210	Palm	12,000	6	150	5/16-24	16.6	7.8	16.6	7.8	1.7	0.8	H&L	CV	5.7	2.9	76	87	1/4
CP7250E	894 127 2501	0.3	210	Palm	12,000	6	150	5/16-24	16.6	7.8	16.6	7.8	1.7	0.8	H&L	no	5	2.3	76	87	1/4
CP7250SVE	894 127 2502	0.3	210	Palm	12,000	6	150	5/16-24	16.6	7.8	16.6	7.8	1.7	0.8	H&L	SV	5.7	2.9	76	87	1/4

All models: Hose int. 3/8" (10mm) - @90 PSI (@6.3 Bar)

Listed specifications are for reference only. Please check documents in each tool.

CP7250HCVE ★★★

HIGH PERFORMANCE
WITH LOW NOISE
CENTRAL VACUUM

ø 5mm (3/16")

FEATURES

- Central-vacuum model available in PSA and Hook & Loop pads
- 0.3 hp (210 W) orbital sander
- True oil-free operation to keep contaminants away from your sanding process

BENEFITS

- Industrial orbital sander
- High durability thanks to simple and robust design
- Ideal for versatile sanding applications

CP7250HCVE

0.3 hp (210 W) Orbital Sanders

CP7220HE ★★★

ø 2.5mm (3/32")

HIGH PERFORMANCE
WITH LOW NOISE
NON VACUUM

FEATURES

- Central-vacuum model available in PSA and Hook & Loop pads
- 0.3 hp (210 W) orbital sander
- True oil-free operation to keep contaminants away from your sanding process

BENEFITS

- Industrial orbital sander
- High durability thanks to simple and robust design
- Ideal for versatile sanding applications

CP9534 ★★★

ø 5mm (3/16")

HIGH PERFORMANCE
WITH LOW NOISE
CENTRAL VACUUM

CP9674

Same features as CP9534 with low noise Central-vacuum

ø 10mm (3/8")

FEATURES

- Central-vacuum model available in PSA and Hook & Loop pads
- True oil-free operation to keep contaminants away from your sanding process
- Great for surface preparation from body filler to paint primer

BENEFITS

- Industrial orbital sander
- High durability thanks to simple and robust design
- Ideal for versatile sanding applications

See accessories on pages 130 to 137

★ GENERAL MAINTENANCE ★★ INDUSTRIAL MAINTENANCE & PRODUCTION ★★★ SUPER INDUSTRIAL

MODEL	PART NUMBER	POWER		GRIP	FREE SPEED	PAD CAPACITY		SPINDLE THREAD	AIR CONS. AT FREE SPEED		AIR CONS. @LOAD		NET WEIGHT		PAD TYPE	VAC	VIBRATION LEVEL ISO 28927 (M/S2)		SOUND PRESS.	SOUND POWER	AIR INLET
		hp	W		rpm	in.	mm	in.	cfm	l/s	cfm	l/s	lb	kg			a	k	ISO 15744 - dB(A)		in.
PALM GRIP - ORBITAL Ø 3/32" (2.5mm)																					
CP7220HE	615 170 3770	0.3	210	Palm	12,000	6	150	5/16-24	16.6	7.8	16.6	7.8	2	0.9	H&L	SV	5.1	3.2	81	92	1/4
PALM GRIP - ORBITAL Ø 3/16" (5mm)																					
CP7250HCVE	6151703760	0.3	210	Palm	12,000	6	150	5/16-24	16.6	7.8	16.6	7.8	2	0.9	H&L	CV	4.4	1.9	81	92	1/4
CP9534	615 193 9534	0.3	210	Palm	9,000	6	150	5/16-24	9	3.2	9	3.2	2.9	1.3	H&L	CV	2.58	1.2	83	94	1/4
PALM GRIP - ORBITAL Ø 3/8" (10mm)																					
CP9674	615 193 9674	0.3	210	Palm	9,000	6	150	5/16-24	9	3.2	9	3.2	2.3	1.3	H&L	CV	2.54	1.2	83	94	1/4

All models: Hose int. 3/8" (10mm) - @90 PSI (@6.3 Bar)

Listed specifications are for reference only. Please check documents in each tool.

Jitterbug Sanders

CP7263E

ERGONOMIC
& POWERFUL

CP7263CVE

Same features as CP7263E with Central Vacuum

FEATURES
- 3"x4-1/4" (74x109 mm) jitterbug rectangle sander
- 3/32" (2.5 mm) orbit
- Powerful 0.3 hp (210 W) motor

BENEFITS
- Operator comfort with ergonomic palm shape
- Powerful and easy to use
- Compact pad great for sanding on small surfaces

CP7264E

ERGONOMIC
& POWERFUL

CP7264CVE

Same features as CP7264E with Central Vacuum

FEATURES
- 2-3/4"x7-3/4" (70x198 mm) Jitterbug rectangle sander
- 3/32" (2.5 mm) orbit
- Powerful 0.3 hp (210 W) motor

BENEFITS
- Operator comfort with ergonomic palm shape
- Powerful and easy to use
- Long pad ideal for larger surfaces

CP7266E

ERGONOMIC
& POWERFUL

CP7266CVE

Same features as CP7266E with Central Vacuum

FEATURES
- 3-1/4"x5" (80x130 mm) jitterbug rectangle sander
- 3/32" (2.5 mm) orbit
- Powerful 0.3 hp (210 W) motor

BENEFITS
- Operator comfort with ergonomic palm shape
- Powerful and easy to use
- Universal size pad for versatile use

CP7267E

ERGONOMIC
& POWERFUL

CP7267CVE

Same features as CP7267E with Central Vacuum

FEATURES
- 3-7/8"-5-5/8" (100x144 mm) jitterbug delta sander
- 3/32" (2.5 mm) orbit
- Powerful 0.3 hp (210 W) motor

BENEFITS
- Operator comfort with ergonomic palm shape
- Powerful and easy to use
- Great for corners with the delta pad

See accessories on pages 130 to 137

GENERAL MAINTENANCE | INDUSTRIAL MAINTENANCE & PRODUCTION | SUPER INDUSTRIAL

MODEL	PART NUMBER	POWER		GRIP	FREE SPEED	PAD CAPACITY		AIR CONS. AT FREE SPEED		AIR CONS. @LOAD		NET WEIGHT		PAD TYPE	VAC	VIBRATION LEVEL ISO 28927 (M/S2)		SOUND PRESS.	SOUND POWER	AIR INLET
		hp	W		rpm	in.	mm	cfm	l/s	cfm	l/s	lb	kg			a	k	ISO 15744 - dB(A)		in.
ORBITAL Ø 3/32" (2.5mm)																				
CP7267E	**894 107 2670**	0.3	210	Palm	10,000	3-7/8"-5-5/8" delta	100x144 delta	18	8.5	18	8.5	1.5	0.7	H&L	no	9.6	3.2	78	89	1/4
CP7267CVE	**894 117 2670**	0.3	210	Palm	10,000	3-7/8"-5-5/8" delta	100x144 delta	18	8.5	18	8.5	1.6	0.7	H&L	CV	9	3.7	78	89	1/4
CP7266E	**894 107 2660**	0.3	210	Palm	10,000	3-1/4"x5	80x130	18	8.5	18	8.5	1.5	0.7	H&L	no	7.3	2.9	78	89	1/4
CP7266CVE	**894 117 2660**	0.3	210	Palm	10,000	3-1/4"x5	80x130	18	8.5	18	8.5	1.3	0.7	H&L	CV	7.7	2.8	78	89	1/4
CP7264E	**894 107 2640**	0.3	210	Palm	10,000	2-3/4"x7-3/4	70x198	18	8.5	18	8.5	1.2	0.7	H&L	no	9.2	3.4	78	89	1/4
CP7264CVE	**894 117 2640**	0.3	210	Palm	10,000	2-3/4"x7-3/4	70x198	18	8.5	18	8.5	1.7	0.8	H&L	CV	7.2	2.1	78	89	1/4
CP7263E	**894 107 2650**	0.3	210	Palm	10,000	3"x4-1/4	74x109	18	8.5	18	8.5	1.4	0.6	H&L	no	9.4	3.0	78	89	1/4
CP7263CVE	**894 117 2650**	0.3	210	Palm	10,000	3"x4-1/4	74x109	18	8.5	18	8.5	1.5	0.7	H&L	CV	8.9	2.1	78	89	1/4

All models: Hose int. 3/8" (10mm) - @90 PSI (@6.3 Bar)

Listed specifications are for reference only. Please check documents in each tool.

2.3 hp (1,700 W) Sanders

The CP3650 Series Benefits

UNIQUE FEATURES Premium Tool

HIGH PERFORMANCE & ERGONOMICS

- Industrial angle sanders
- Highest durability in demanding applications with up to 2,000 hours between maintenance intervals
- Superior torque for maximal productivity

CP3650-085AB

FEATURES

- High power and torque motor
- Superior durability beveled gearing
- Spindle lock button

CP3650-085AB

CP3650-085AAE
Same features as CP3650-085AB with M14 spindle

CP3650-075AB
Same features as CP3650-085AB with 7,300 rpm

CP3650-075AAE
Same features as CP3650-085AB with 7,500 rpm and M14 spindle

CP3650-120AB

5"
125 mm

CP3650-120AAE
Same features as CP3650-120AB with M14 spindle

CP3650-135AC4SE
Same features as CP3650-120AB with 3/8"-24 spindle and 13,500 rpm

FEATURES
- High power and torque motor
- Superior durability bevel gear
- Spindle lock button

SEE ALL CP3650 UNIQUE FEATURES ON PAGE 99

SANDERS DELIVERED
WITHOUT GUARD, WITHOUT PAD

See accessories on pages 130 to 137

GENERAL MAINTENANCE | INDUSTRIAL MAINTENANCE & PRODUCTION | SUPER INDUSTRIAL

MODEL	PART NUMBER	FREE SPEED	POWER		PAD CAPACITY		SPINDLE THREAD	AIR CONS. AT FREE SPEED		AIR CONS. @LOAD		NET WEIGHT		LENGTH		VIBRATION LEVEL ISO 28927 (M/S2)		SOUND PRESS.	SOUND POWER	AIR INLET
		rpm	hp	W	in.	mm	in.	cfm	l/s	cfm	l/s	lb	kg	in.	mm	a	k	ISO 15744 - dB(A)		in.
CP3650-075AAE	**615 160 7270**	7,500	2.3	1,700	7	180	M14	32	15	57	27	3	1.4	9.4	238	3.3	1.6	79	90	3/8
CP3650-075AB	**615 160 7280**	7,500	2.3	1,700	7	180	5/8-11	32	15	57	27	3.1	1.4	9.4	238	3.3	1.6	78	89	3/8
CP3650-085AAE	**615 160 7260**	8,500	2.3	1,700	7	180	M14	42	20	68	32	3	1.4	9.4	238	3.4	1.7	80	91	3/8
CP3650-085AB	**615 162 0190**	8,500	2.3	1,700	7	180	5/8-11	42	20	68	32	3	1.4	9.4	238	3.4	1.7	80	91	3/8
CP3650-120AAE	**615 160 7240**	12,000	2.3	1,700	5	125	M14	42	20	68	32	3	1.4	9.4	238	2.9	1.5	85	96	3/8
CP3650-120AB	**615 160 7250**	12,000	2.3	1,700	5	125	5/8-11	42	20	68	32	3.1	1.4	9.4	238	2.9	1.5	86	97	3/8

All models: Hose int. 1/2" (13mm) - @90 PSI (@6.3 Bar)

Listed specifications are for reference only. Please check documents in each tool.

2.8 hp (2,100 W) Sanders

The CP3850 Series Benefits

UNIQUE FEATURES Premium Tool

SUPERIOR PERFORMANCE & ERGONOMICS

- Industrial angle sanders
- Highest durability in demanding applications with up to 2,000 hours between maintenance intervals
- Superior torque for maximum productivity

CP3850-65ABVE

CP3850-60AB

Same features as CP3850-65ABVE with 6,000 rpm free speed and without autobalancer

FOR ANSI MARKET

FEATURES

- Low profile angle head
- Superior durability bevel gear
- Double action safety lever

SEE ALL CP3850 UNIQUE FEATURES ON PAGE 103

SANDERS DELIVERED
WITHOUT GUARD, WITHOUT PAD

See accessories on pages 130 to 137

CP3850-85ABVE

FEATURES

- Low profile angle head
- Superior durability beveled gearing
- Double action safety lever

CE CERTIFICATION
NOT FOR ANSI MARKET

CP3850-85ABVE

CP3850-77AB

Same features as CP3850-85ABVE with 7,700 rpm free speed and without autobalancer

FOR ANSI MARKET

GENERAL MAINTENANCE | INDUSTRIAL MAINTENANCE & PRODUCTION | SUPER INDUSTRIAL

MODEL	PART NUMBER	FREE SPEED	POWER		PAD CAPACITY		SPINDLE THREAD	AIR CONS. AT FREE SPEED		AIR CONS. @LOAD		NET WEIGHT		LENGTH		VIBRATION LEVEL ISO 28927 (M/S2)		SOUND PRESS.	SOUND POWER	AIR INLET
		rpm	hp	W	in.	mm	in.	cfm	l/s	cfm	l/s	lb	kg	in.	mm	a	k	ISO 15744 - dB(A)		in.
ANSI MODELS																				
CP3850-60AB	**615 170 5000**	6,000	2.8	2,100	9	230	5/8-11	38	18	80	38	5.1	2.3	13.4	340	<2.5	-	86	97	1/2
CP3850-77AB	**615 170 4990**	7,700	2.8	2,100	7	180	5/8-11	33	16	69	32	4.1	2.3	13.4	340	3.6	0.8	84	95	1/2
CE CERTIFICATION - NOT FOR ANSI MARKET																				
CP3850-65ABVE	**615 170 4980**	6,500	2.8	2,100	9	230	5/8-11	44	21	80	38	5.1	2.3	13.4	340	<2.5	-	89	100	1/2
CP3850-85ABVE	**615 170 4970**	8,500	2.8	2,100	7	180	5/8-11	36	17	77	36	5.1	2.3	13.4	340	<2.5	-	87	98	1/2

All models: Hose int. 5/8" (15mm) - @90 PSI (@6.3 Bar)

Listed specifications are for reference only. Please check documents in each tool.

Accessories & Spares - Sanders

ANGLE SANDERS 2" & 3"
PISTOL SANDERS

BACK-UP PLATE

MODEL	DESCRIPTION	PART NO.
CP9778	ø 4.75" (120mm) Back-up	KF137214
CP9778	ø 3.75" (95mm) Back-up	KF137215
CP7202D	3" ROL-LOC/twist lock backing pad, 1/4 - 20 female thread (must be used with Surface Prep Pad)	CA158102

ACCESSORIES INCLUDED

MODEL	DESCRIPTION	PART NO.
CP3019-..	Exhaust hose 31" (0.80m) Flat wrench	615 875 1060 615 801 0030

MODEL	ITEM	DESCRIPTION	PART NO.
CP3070	1	Backing pad 5" (125mm)	205 054 8393
	2	Backing pad 3" (76mm)	205 054 8383
	3	Holder flange	205 054 8403
	.	Wrench kit	205 054 8333

OPTIONAL ACCESSORIES

PADS

MODEL	CAPACITY	PART NO.
CP3019-..	2" (50mm) Pad	205 054 9913
CP3030-325AFR	2" (50mm) Pad	205 054 9913
CP3030-4/5..AFR	3" (76mm) Pad	205 054 9933

SILENCERS

MODEL	DESCRIPTION	PART NO.
CP3019-..	Silencer kit Clippable silencer	615 396 1010 615 396 1240
CP3030-..	Clippable silencer	615 396 1240

COLLET HOLDER

MODEL	ITEM	CAPACITY	PART NO.
CP3030-4..AFR	1	Series 200 collet holder	615 523 0230
CP3030-5..AFR	2	Series 200 collet nut	615 607 1440
	3	Collet, ø 1/8" (2.4 to 3.2mm)	615 526 0610
	.	Collet, ø 5.2 to 6mm	615 526 0620
	.	Collet, ø 1/4" (5.55 to 6.35mm)	615 526 0630
	.	Collet, ø 7.2 to 8mm	615 526 0640

GREASE GUN

MODEL	DESCRIPTION	PART NO.
CP3019-..	Grease gun (capacity 0.8 oz - 24g)	615 990 1490

TUNE-UP KITS

MODEL	PART NO.
CP3070-120G	205 054 8293
CP3030-3.	205 054 6403
CP3030-4..	205 054 7863
CP3030-5..	205 054 7923
CP9778	205 050 6663
CP9779	205 050 3853
CP9780	205 050 3863

Accessories & Spares - Belt sanders

BELT SANDERS

TUNE-UP KITS

MODEL	PART NO.
CP5080-3260..	205 054 6403
CP5080-4200..	205 054 7863
CP5080-5220..	205 054 7923

OPTIONAL ACCESSORIES CP5080 SERIES

CP5080-3260 Series - 12" (305mm)

GUARD SUPPORT	PART NO.
12" (305mm) Guard support	205 054 5513

CONTACT ARM	PART NO.	WHEEL ASSEMBLY	PART NO.	PLATTEN PAD SET	PART NO.
1/2"x12" (13x305mm) - 5/8" (16mm)	205 054 5523	1/2" (13mm) - 5/8" (16mm)	205 054 6443	1/2" x 1.97" (13 x 50mm)	205 054 6233
1/2"x12" (13x305mm) - 5/16" (8mm)	205 054 5533	1/2" (13mm) - 5/16" (8mm)	205 054 6503	1/2" x 1-15/16" (13 x 49mm)	205 054 6243
1/8"x12" (3x305mm)	205 054 5543	1/8" (3mm)	205 054 6473		
1/4"x12" (6x305mm)	205 054 5553	1/4" (6mm)	205 054 6493	5/16" x 2.05" (8 x 52mm)	205 054 6253

CP5080-4200 Series - 18" (457mm)

GUARD SUPPORT	PART NO.
18" (457mm) Guard support	205 054 5443
18" (457mm) Guard support with side handle	205 054 7953

CONTACT ARM	PART NO.	WHEEL ASSEMBLY	PART NO.	PLATTEN PAD SET	PART NO.
5/8" to 3/4" x 18" (16 to 19 x 457mm)	205 054 5453	5/8" (16mm)	205 054 6433	3/4" x 2-1/8" (19 x 54mm)	205 054 6263
1/2" x 18" (13 x 457mm)	205 054 5463	1/2" (13mm)	205 055 0273	11/16" x 1-15/16" (17 x 49mm)	205 054 6273
1/8" to 1/2" x 18" (3 to 13 x 457mm)	205 054 5473	1/8" (3mm)	205 054 6473		
1/2" x 18" (13 x 457mm)	205 054 5483	1/2" (13mm)	205 054 6483	1/2" x 2-1/8" (13 x 54mm)	205 054 6283
1/4" x 18" (6 x 457mm)	205 054 5493	1/4" (6mm)	205 054 6493	5/16" x 2.05" (8 x 52mm)	205 054 6253
1" x 18" (25 x 457mm)	205 054 5503	1" (25mm)	205 054 6423	26 x 55	205 054 6293

CP5080-5220 Series - 24" (610mm)

GUARD SUPPORT	PART NO.
24" (610mm) Guard support	205 054 5413

CONTACT ARM	PART NO.	WHEEL ASSEMBLY	PART NO.	PLATTEN PAD SET	PART NO.
1/2"x24" (13x610mm)	205 054 5423	1/2" (13mm)	205 054 6443	1/2" x 1.97" (13 x 50mm)	205 054 6243
1/4" to 1/2"x24" (6 to 13x610mm)	205 054 5433	1/4" (6mm)	205 054 6473		

Accessories & Spares - Belt sanders

BELT SANDERS

DESCRIPTION	IMPERIAL (" INCHES)	METRIC (MM)	FOR TOOL 1/2	FOR TOOL 2/2	GRIT	UNITS	PART NUMBER
Sanding belt	1/8 x 12	3 x 305	CP5080-3260D12(K) + 205 054 5543 contact arm	-	120	10	**894 016 9706**
					80	10	**894 016 9705**
	1/4 x 12	6 x 305	CP5080-3260D12(K) + 205 054 5553 contact arm	-	120	10	**894 016 9710**
					40	10	**894 016 9707**
					60	10	**894 016 9708**
					80	10	**894 016 9709**
	1/2 x 12	13 x 305	CP5080-3260D12(K) + 205 054 5533 contact arm	-	120	10	**894 016 9714**
					40	10	**894 016 9711**
					60	10	**894 016 9712**
					80	10	**894 016 9713**
	3/8 x 13	10 x 330	CP9779, CP858	-	100	10	**894 016 9005**
					120	10	**894 016 9006**
					60	10	**894 016 9003**
					80	10	**894 016 9004**
	1/8 x 18	3 x 457	CP5080-4200H18 + 205 054 5474 contact arm	CP5080-5220H18 + 205 054 5474 contact arm	120	10	**894 016 9716**
					80	10	**894 016 9715**
	1/4 x 18	6 x 457	CP5080-4200H18 + 205 054 5493 contact arm	CP5080-5220H18 + 205 054 5493 contact arm	120	10	**894 016 9720**
					40	10	**894 016 9717**
					60	10	**894 016 9718**
					80	10	**894 016 9719**
	1/2 x 18	13 x 457	CP5080-4200H18	CP5080-5220H18 + 205 054 5463 contact arm	120	10	**894 016 9724**
					40	10	**894 016 9721**
					60	10	**894 016 9722**
					80	10	**894 016 9723**
	3/4 x 18	19 x 457	CP5080-4200H18 + 205 054 5453 contact arm	CP5080-5220H18 + 205 054 5453 contact arm	120	10	**894 016 9728**
					40	10	**894 016 9725**
					60	10	**894 016 9726**
					80	10	**894 016 9727**
	1 x 18	25 x 457	CP5080-4200H18 + 205 054 5503 contact arm	CP5080-5220H18	120	10	**894 016 9732**
					40	10	**894 016 9729**
					60	10	**894 016 9730**
					80	10	**894 016 9731**
	3/4 x 20,4	19 x 520	CP9780	-	100	10	**894 016 9009**
					120	10	**894 016 9010**
					60	10	**894 016 9007**
					80	10	**894 016 9008**
	1/4 x 24	6 x 610	CP5080-4220D24 + 205 054 5433 contact arm	-	120	10	**894 016 9736**
					40	10	**894 016 9733**
					60	10	**894 016 9734**
					80	10	**894 016 9735**
	1/2 x 24	13 x 610	CP5080-4220D24	-	120	10	**894 016 9740**
					40	10	**894 016 9737**
					60	10	**894 016 9738**
					80	10	**894 016 9739**
BELT SANDING SET 12" 5PC - CP							
Sanding belt	1/2 x 12	13 x 305	CP5080-3260D12(K) + 205 054 5533 contact arm	-	80	1	**205 054 5573**
					120	1	
					4913 Medium	1	
	1/4 x 12	6 x 305			80	1	
					120	1	
BELT SANDING SET 18" 8PC - CP							
Sanding belt	3/4 x 18	19 x 457	CP5080-4200H18 + 205 054 5453 contact arm	CP5080-5220H18 + 205 054 5453 contact arm	80	1	**205 054 5563**
					120	1	
					4913 Medium	1	
Sanding belt	1/2 x 18	13 x 457	CP5080-4200H18	CP5080-5220H18 + 205 054 5463 contact arm	80	1	
					120	1	
					4913 Medium	1	
Sanding belt	1/4 x 18	6 x 457	CP5080-4200H18 + 205 054 5493 contact arm	CP5080-5220H18 + 205 054 5493 contact arm	80	1	
					120	1	

TUNE-UP KIT & REPAIR KIT

MODEL	TUNE-UP KIT	MAINTENANCE KIT
CP7220/50..	894 015 8345	894 015 8346
CP7225/55-3 Series	894 016 3459	205 052 2433
CP7215/55H Series	894 016 5875	205 052 2433
CP7215/25/55 Series	894 016 3459	205 052 2433
CP7263/64/66/67 Series	894 016 9233	

MODEL	TUNE-UP KIT
CP7265S/CP7265P	205 053 0943
CP7269S/CP7269P	894 016 7963
CP9778	205 050 6663
CP9779	205 050 3853
CP9780	205 050 3863

Accessories - Orbital Sanders

ORBITAL SANDERS

ACCESSORIES INCLUDED

MODEL	DESCRIPTION	PART NO.
CP7220/50E	6" (150mm) Pad H&L	615 990 1540
CP7220/50HE	6" (150mm) Pad PSA	615 990 1590
CP7220/50CVE/ HCVE	6" (150mm) Pad H&L with 6 holes	615 990 1550
CP7220/50SVE	6" (150mm) Pad PSA with 6 holes	615 990 1600
CP9534/CP9674	6" (150mm) Pad H&L with 6 holes	352493
CP7220/50SVE	Dust extraction kit	894 015 8430

OPTIONAL ACCESSORIES

ECO CHANGE MOTOR

MODEL	PART NO.
CP7225-3 Series	894 016 8370
CP7255-3 Series	894 016 8371
CP7225 Series	894 016 8372
CP7255 / CP35.. Series	894 016 8373
CP7215 Series	894 016 8374

VACUUM HOSE ADAPTERS FOR CENTRAL VACUUM SANDERS

MODEL	DESCRIPTION	PART NO.
CP7220/50(H)CVE CP7225/55CVE-3, CP3514/15, CP7225/55/15CV(E), CP7255/15HCVE CP7263/64/66/67CVE	Vacuum hose adaptor ø 1" (25 mm) / ø 1-1/4" (32 mm)	615 350 1170
CP7220/50(H)CVE CP7225/55CVE-3, CP3514/15, CP7225/55/15CV(E), CP7255/15HCVE CP7263/64/66/67CVE	Vacuum hose adaptor ø 1-1/8" (28 mm)	615 804 4480

DUST EXTRACTION KIT FOR SELF GENERATE VACUUM

MODEL	DESCRIPTION	PART NO.
CP3512/13, CP7225/55/15SV(E)	Dust extraction kit (incl. 1 dust bag and its dust hose)	205 052 2453
CP3512/13, CP7225/55/15SV(E)	Dust bag set (incl. 5 dust bags)	205 052 3203

DUST EXTRACTION KIT

MODEL	DESCRIPTION	PART NO.
CP7220/7250 CP9534/9674	Dust extraction kit	894 015 8430

OPTIONAL ACCESSORIES

SANDING PADS (THREAD 5/16"-24)

MODEL	DESCRIPTION	PART NO.
CP7220/50E	6" (150mm) Pad H&L	894 016 3456
CP7220/50HE	6" (150mm) Pad PSA	894 016 3455
CP7220/50CVE/HCVE	6" (150mm) Pad PSA with 6 holes	894 016 3457
CP7220/50CVE/HCVE	6" (150mm) Pad PSA with 15 holes	894 016 8235
CP7220/50CVE/HCVE	6" (150mm) Pad H&L with 15 holes	894 016 8236
CP9534/9674	6" (150mm) Pad PSA with 6 holes	615 990 1600
CP9534/9674	6" (150mm) Pad H&L with 6 holes	615 990 1550
CP9534/9674	Key for pad	164433

SANDING PADS

MODEL	DESCRIPTION	PART NO.
CP7225/55/15(H)	6" (150 mm) Pad PSA with 15 holes	894 016 8235
CP7225/55/15(H)	6" (150 mm) Pad H&L with 15 holes	894 016 8236
CP7225/55/15(H)	6" (150 mm) Pad PSA with 6 holes, 123g (Only CP tools)	894 016 3457
CP7225/55/15(H)	6" (150 mm) Pad H&L with 6 holes, 123g (Only CP tools)	894 016 3458
CP7225/55/15(H)	6" (150 mm) Pad PSA	894 016 3455
CP7225/55/15(H)	6" (150 mm) Pad H&L	894 016 3456
CP3513/15	5" (125 mm) Pad PSA with 5 holes	894 016 6667
CP3512/14	5" (125 mm) Pad H&L with 5 holes	894 016 6668
CP3511	5" (125 mm) Pad PSA	894 016 6665
CP3510	5" (125 mm) Pad H&L	894 016 6666
CP7225/55-3	3" (75 mm) Pad PSA w/o hole	894 016 7203
CP7263E	3"x4-1/4" (74x109 mm) - NV - H&L Pad	894 016 8997
CP7263CVE	3"x4-1/4" (74x109 mm) - CV - H&L Pad	894 016 8998
CP7264 Serie	2-3/4"x7-3/4" (70x198 mm) - CV - H&L Pad Set	894 016 9002
CP7266E	3-1/4"x5" (80x130 mm) - NV - H&L Pad	894 016 8999
CP7266CVE	3-1/4"x5" (80x130 mm) - CV - H&L Pad	894 016 9000
CP7267 Serie	3-7/8"-5-5/8" delta (100x144 mm) - CV - H&L Pad Set	894 016 9001

SANDING PAPER

ROL-LOC SURFACE PREPARATION PAD
(must be used with the 3" ROL-LOC back-up pad)

MODEL	DESCRIPTION	PART NO.
CP7202D	ø 3" (75 mm) Sanding disc 60 Grit (5 pc)	894 016 1712
CP7202D	ø 3" (75 mm) Sanding disc 80 Grit (5 pc)	894 016 1713
CP7202D	ø 3" (75 mm) Sanding disc 100 Grit (5 pc)	894 016 1714
CP7202D	ø 3" (75 mm) Sanding disc 120 Grit (5 pc)	894 016 1715
CP7202D	ø 3" (75 mm) Surface Prep Pad (fine) (5 pc)	894 016 1716
CP7202D	ø 3" (75 mm) Surface Prep Pad (medium) (5 pc)	894 016 1717
CP7202D	ø 3" (75 mm) Surface Prep Pad (course) (5 pc)	894 016 1718
CP7265/69	Nut retainer	KF129586

SANDING ACCESSORIES

MODEL	DESCRIPTION	PART NO.
CP9778	Flange	205 048 5053
	Rod-key	205 048 5043

BACK-UP PLATE

MODEL	DESCRIPTION	PART NO.
CP9778	ø 4.75" (120 mm) Back-up	KF137214
	ø 3.75" (95 mm) Back-up	KF137215
CP7202D	3" ROL-LOC Backing pad, 1/4 - 20 female thread (must be used with Surface Prep Pad)	CA158102

Accessories - Sanders

CP3650 ACCESSORIES INCLUDED

MODEL	ITEM	DESCRIPTION	PART NUMBER
CP3650	1	3/8" air hose nipple for 1/2" (13mm) ID hose	615 704 0270
	2	Hose Clamp	615 263 0240
	3	Exhaust hose	615 875 1130
	4	Spanner wrench 17 mm	615 995 1070
	5	Side handle	615 576 0380

MODEL	ITEM	DESCRIPTION	PART NUMBER
CP3650-135AC4SE	1	Vibration-damping side handle	615 576 0660
	2	Flange	615 606 5150
	3	Backing with nut	615 990 1670
	4	Pin wrench	615 802 0080

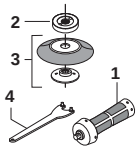

CP3650 OPTIONAL ACCESSORIES

DUST EXTRACTION KIT Ø5" (125 MM)
FOR COMPOSITE (NON METAL SANDING)

MODEL	ITEM	DESCRIPTION	PART NUMBER
		Complete kit	615 397 8280
	1	Suction cap	615 504 1940
	2	Spacer 15 mm (5/8")	615 643 0880
	2	Spacer 15 mm (M14)	615 643 0870
	3	Skirt with brush 5"	615 570 2340
	4	Nut (5/8")	615 606 0450
	4	Nut (M14)	615 606 0460
	5	Backing pad 5" (rigid)	615 990 1990
	6	Pin wrench 1-3/8"	615 802 0100

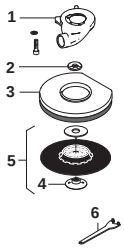

DUST EXTRACTION KIT Ø5" (125 MM)
FOR COMPOSITE CUTTING (DIAMOND DISC)

MODEL	ITEM	DESCRIPTION	PART NUMBER
		Complete kit	615 397 8300
	1	Manifold cutting with screws	615 504 2170
	2	Goble cover plate complete	615 504 2180
	3	Spacer 6mm - Hole 14mm	615 643 0920
	3	Spacer 6mm - Hole 16mm	615 643 0910
	4	Spacer for M14 spindle	615 643 0890
	4	Spacer for 5/8" spindle	615 643 0900
	5	Flange nut M14	615 606 0460
	5	Flange nut 5/8"	615 606 0450
	-	Pin key	615 802 0670

MODEL	ITEM	DESCRIPTION	PART NUMBER
CP3650	1	Silencer kit (55) (-11 dB)	615 396 1660
	2	Vibration-damping side handle	615 576 0660
	3	Reinforced cloth-lined exhaust hose L=30"	615 875 1160
	4	Hose clamp	615 263 0240
	5	Clippable silencer (-6 dB)	615 396 9570
	6	Grease gun include 24g	615 990 1490
	7	Grease for bevel gear (1kg)	615 990 1480
	.	Diamond disc 5" (125 mm)	615 804 9150

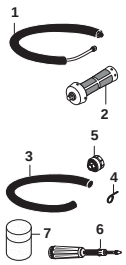

DUST EXTRACTION KIT Ø7" (180 MM)
FOR COMPOSITE (NON METAL SANDING)

MODEL	ITEM	DESCRIPTION	PART NUMBER
		Complete kit	615 397 8290
	1	Suction cap	615 504 1940
	2	Spacer 15 mm (5/8")	615 643 0880
	2	Spacer 15 mm (M14)	615 643 0870
	3	Skirt with brush	615 570 2310
	4	Nut (5/8")	-
	4	Nut (M14)	-
	5	Backing pad 7" (rigid)	615 990 1340
	6	Pin wrench 1-3/8" (35 mm)	615 802 0100

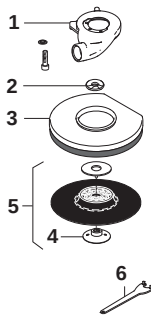

MODEL	ITEM	DESCRIPTION	PART NUMBER
	1	Sanding guard 7" (180 mm) kit	615 504 2050

MODEL	ITEM	DESCRIPTION	PART NUMBER
	1	Semi-hard backing pad Ø5" (125mm) with nut M14 & 5/8" (max speed 12000 rpm)	615 804 0740

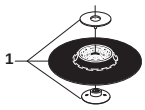

SANDING KIT FOR STANDARD ABRASIVE DISC Ø5" (125MM)

MODEL	ITEM	DESCRIPTION	PART NUMBER
CP3650 (A&B)		**Complete kit**	615 396 0720
	1	Guard	615 504 1450
	2	Ventilated backing	615 990 1270
	3	M14 washer	615 641 0270
	3	5/8" washer	615 642 0500
	4	Nut (M14)	-
	4	Nut (5/8)	615 606 0290
	5	Hex key 5/16"	615 802 0610
	6	Pin wrench 1-3/8" (35 mm)	615 802 0100

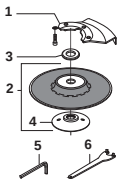

Accessories & Spares - Sanders

MODEL	ITEM	DESCRIPTION	PART NUMBER
CP3650-075AAE CP3650-085AAE	1	Backing pad 7" (180 mm)(soft)	615 990 1330
	1	Backing pad 7" (180 mm) (rigid)	615 990 1340
	2	Nut (M14)	-
	2	Nut (5/8")	-
	-	Pin wrench 1-3/8" (35 mm)	615 802 0100

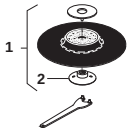

MODEL	ITEM	DESCRIPTION	PART NUMBER
CP3650-075AAE CP3650-085AAE	1	Rigid velcro-backed backing pad 7" (180 mm) (M14x2)	615 990 1450
	1	Rigid velcro-backed backing pad 6" (150 mm) (M14x2)	615 990 1370

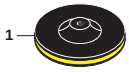

MODEL	ITEM	DESCRIPTION	PART NUMBER
CP3650-075AB CP3650-085AB	1	Rigid velcro-backed backing pad 7" (180 mm) (5/8"-11)	615 990 1460
	1	Rigid velcro-backed backing pad 6" (150 mm) (5/8"-11)	615 990 1380

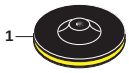

SANDING KIT FOR SEMI-RIGID DISC Ø5" (125 MM)

MODEL	ITEM	DESCRIPTION	PART NUMBER
CP3650-..AA		**Complete kit**	615 396 0750
	1	Guard (CE only)	615 504 1450
	2	M14 washer	615 641 0270
	3	Nut (M14)	615 606 0220
	4	Complete backing	615 990 1290
	5	Hex key 5/16"	615 802 0610
	-	Pin wrench 1-3/8" (35 mm)	615 802 0100

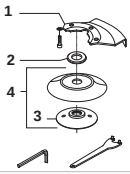

TUNE-UP KIT & REPAIR KIT

MODEL	PART NUMBER
CP3650	205 055 6003

Accessories - Sanders

CP3850 ACCESSORIES INCLUDED

MODEL	DESCRIPTION	PART NUMBER
CP3850-60AB/77AB	Vibration damping side handle	615 576 0660
	1/2" Air hose nipple for 5/8" (15 mm) ID hose	615 704 0140
	Rear flange	615 503 1070

MODEL	DESCRIPTION	PART NUMBER
CP3850-65ABVE CP3850-85ABVE	Vibration damping side handle	615 576 0660
	1/2" Air hose nipple for 5/8" (15 mm) ID hose	615 704 0140
	Auto balancer	615 990 1950

CP3850 OPTIONAL ACCESSORIES

DUST EXTRACTION KIT Ø7" (180 MM)

FOR COMPOSITE (NON METAL SANDING)

MODEL	ITEM	DESCRIPTION	PART NUMBER
CP3850-85ABVE / CP3850-65ABVE CP3850-77AB / CP3850-60AB	1	**Complete kit**	205 055 3563
		Manifold CP3850 with screws	615 504 2190
		Push fit hood with brush	615 570 2310
		Spacer 9mm	615 643 0930
		Spacer 6mm hole 16mm	615 643 0910
		Backing pad 180mm	615 990 2000
		Flange nut 5/8 H16	615 606 0470
		Pin key	615 802 0670

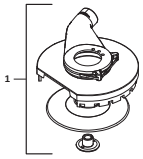

DUST EXTRACTION KIT Ø7" (180 MM)

FOR COMPOSITE CUTTING (DIAMOND DISC)

MODEL	ITEM	DESCRIPTION	PART NUMBER
CP3850-85ABVE / CP3850-65ABVE / CP3850-77AB / CP3850-60AB	1	**Complete kit**	205 055 3573
		Manifold CP3850 cutting with screws	615 504 2200
		Gable cover plate complete	615 504 2210
		Spacer 25mm hole 16mm	615 643 0900
	2	Flange nut 5/8 H21	615 606 0480
		Pin key	615 802 0100
		Diamond cutter blade 180mm	615 811 1450

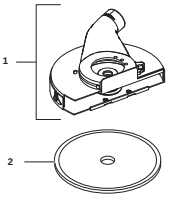

PADS

MODEL	ITEM	DESCRIPTION	PART NUMBER
	1	Rigid backing pad with nut 5/8", Ø 180 mm (7") (max. 8,500 rpm)	615 990 1340
	2	Grease gun	615 990 1490
	3	Grease for bevel gear (1Kg)	615 990 1480

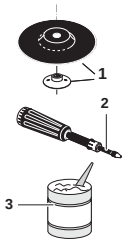

MODEL	ITEM	DESCRIPTION	PART NUMBER
CP3850-65ABVE / CP3850-60AB	1	Rear flange (ABVE)	615 503 1070
	2	Pin spanner 1-3/8" (35 mm)	615 802 0100
	3	Soft backing Pad 9" (230 mm) kit	615 990 1410

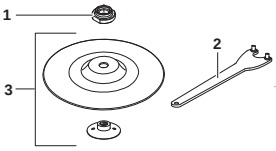

MODEL	ITEM	DESCRIPTION	PART NUMBER
CP3850-85ABVE / CP3850-77AB	1	Rear flange (ABVE)	615 503 1070
	2	Pad 7" (180mm) kit	615 990 1330
	3	Pin spanner 1-3/8" (35 mm)	615 802 0100

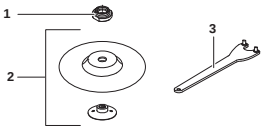

MODEL	ITEM	DESCRIPTION	PART NUMBER
CP3850-85ABVE / CP3850-77AB	1	Rear flange (ABVE)	615 503 1070
	2	Rigid Pad 7" (180mm)	615 990 1340
	3	Pin spanner 1-3/8" (35 mm)	615 802 0100

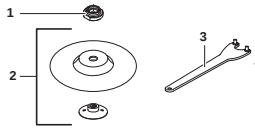

MODEL	ITEM	DESCRIPTION	PART NUMBER
CP3850-77AB	1	Spiracool Pad 7" (180mm)	S091836
	2	Pin spanner 1-3/8" (35 mm)	615 802 0100

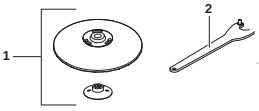

TUNE-UP KIT & REPAIR KIT

MODEL	DESCRIPTION	TUNE-UP KIT
CP3850	Motor Service Kit	205 055 3543
	Spindle Service Kit	205 055 3553
	Global Service Kit	205 055 3433

Dimensions

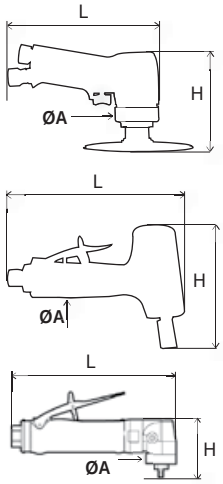

	L		H		A	
	in.	mm	in.	mm	in.	mm
CP7202	6.5	166	4.3	110		
CP3030-3…	6.1	154	4.1	103	1.6	41
CP3030-4…	6.8	174	3.7	93	1.7	43
CP3030-5…	6.8	174	5.5	139	1.7	43
CP3019-...AF	6.5	166	3.7	93	1.18	30
CP3070-120G	6.9	175	4.2	108	1.97	50
CP9778	8.2	203	4.5	115		

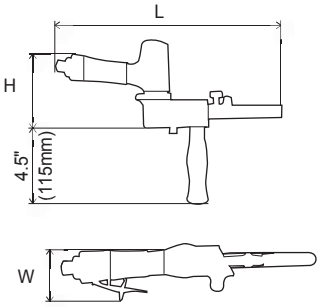

BELT SANDERS	L		H		W	
	in.	mm	in.	mm	in	mm
CP858	11.8	300	3.3	85	1.8	45
CP9778	11.8	300	3.3	85	1.8	45
CP9780	14.4	365	4.1	105	2.7	70
CP5080-3260D12	11.4	290	3.7	95	2.7	70
CP5080-4200D24	15.3	390	4.5	115	2.9	75
CP5080-3260H18	14.5	370	9.8	250	3.1	80
CP5080-5220H18	14.5	370	9.8	250	3.1	80
CP5080-3260H19	14.5	370	4	100	3.1	80

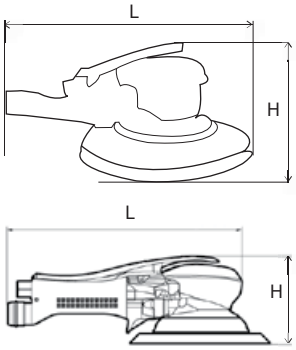

ORBITAL SANDERS	L		H	
	in	mm	in	mm
CP3510	6.3	160	4.1	105
CP3511	6.3	160	4.1	105
CP3512	8.3	211	4.1	105
CP3514	7.9	200	4.1	105
CP7215/25/55 - (NV)-E	7.3	185	4.1	105
CP7215CV/25CV/55CV -E	8.7	221	4.1	105
CP7215SV/25SV/55SV -E	9.1	232	4.1	105
CP7215H/55H-E	11.2	285	3.8	96
CP7215HCVE/55HCVE	11.2	285	3.8	96
CP7220/50E	5.0	127	3.7	95
CP7220/50SVE	7.3	186	3.3	83
CP7220/50CVE	7.3	186	3.3	83
CP7220/50HE	9.7	246	3.3	83
CP722/50HCVE	10	255	3.3	83
CP9534/CP9674	7.5	190	3.3	83
CP7263E	5.7	145	3	75
CP7263CVE	7.3	185	3	75
CP7264E	7.9	200	3.1	80
CP7264ECVE	9.5	240	3.1	80
CP7266E	6.1	155	2.7	70
CP7266CVE	7.7	195	2.7	70
CP7267E	7.3	185	4	100
CP7267CVE	8.8	225	4	100
CP7268	16.5	420	5.9	150

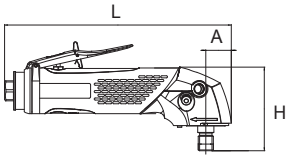

	L		H		A	
	in	mm	in	mm	in	mm
CP3650-..AC4SE	9.4	238	3.4	87.5	1.1	26.8
CP3650-..AAE	9.4	238	3.4	87.8	1.1	26.8
CP3650-..AB	9.4	238	3.6	92.8	1.1	26.8
CP3850-…AB	13.1	334	4.3	107	1.2	29
CP3850-…ABVE	13.1	334	4.1	104	1.2	29

Notes

CP ToolBox

Available on the App Store

Google play

Get the free CP ToolBox

Scan this QR code or visit www.cp.com/app

Browse the complete CP product range in just a few taps.

Specifications, part breakdowns, manuals, and more at your fingertips. CP ToolBox offers comprehensive tool information anytime, even in locations without an internet connection.

DRILLING

PISTOL DRILLS

- *From maintenance to very intensive industrial duty*
- *Hole drilling capacity up to 1/2" (13 mm) diameter in steel*
- *Extra-support side handle recommended for better handling with larger drilling capacity and higher torque*

CORNER DRILLS

- *Ideal for drilling, reaming & tapping*
- *Hole drilling capacity up to 2" (50 mm) dia. in mild steel, cast iron*

HOW TO SELECT YOUR DRILLS?

STEP 1
Material

STEP 2
Drill bits size

STEP 3
Tool type

- ▶ Handle type
- ▶ Duty
- ▶ Reversible or non reversible
- ▶ Chuck capacity / type / brand
- ▶ Speed / stall torque

❶ Material - ❷ Drill bit size - ❸ Handle Type/Duty/Reversible or non-reversible

Material / Cutting speed			Stainless Steel 9-12 m/min		Forged Steel 12-15 m/min		Mild Steel 24-33 m/min ❶		Soft Cast Iron, Plastic 30-45 m/min		Aluminum, Brass, Bronze 60-90 m/min		Wood 90-120 m/min		Handle Type	Duty	Reversible or non-reversible	Model
Free speed	Stall Torque																	
rpm	ft.lbs	Nm	in.	mm	in.	mm	in.	mm	in.	mm	in.	mm	in.	mm				
4500	2.4	3.2	-	-	-	-	3/64-5/64	1-2	3/64-1/8	1-3	5/32-1/4	4-6	3/16-1/4	5-6	Pistol	★★	Non-reversible	CP1014P45
3300	2.6	3.5	-	-	-	-	3/64-1/8	1-3	5/64-5/32	2-4	5/32-1/4	4-6	3/16-1/4	5-6			Non-reversible	CP1014P33
2400	3.4	4.6	-	-	3/64-5/64	1-2	5/64-5/32	2-4	1/8-3/16	3-5	5/32-1/4	4-6	-	-			Non-reversible	CP1014P24
500	18.2	24.5	5/64-3/16	2-5	3/16-5/16	5-8	1/4-3/8	6-10	1/4-3/8	6-10	-	-	-	-			Non-reversible	CP1014P05
6000	2.5	3.4	-	-	-	-	-	-	-	-	5/64-3/16	2-5	3/16-5/16	5-8			Non-reversible	CP1117P60
3200	4.0	5.4	-	-	-	-	5/64-5/32	2-4	1/8-1/4	3-6	1/4-5/16	6-8	5/16-3/8	8-10			Non-reversible	CP1117P32
2600	4.7	6.3	-	-	-	-	1/8-1/4	3-6	5/32-5/16	4-8	1/4-3/8	6-10	5/16-3/8	8-10			Non-reversible	CP1117P26
900	14.3	19.3	5/64-1/8	2-3	5/64-1/4	2-6	5/16-15/32	8-12	3/8-1/2	10-13	3/8-1/2	10-13	-	-			Non-reversible	CP1117P09
500	22.2	30.0	5/64 - 1/4	2-6	1/4 - 3/8	6-10	5/16-1/2	8-13 ❷	3/8-1/2	10-13	-	-	-	-			Non-reversible	CP1117P05 ❸
800	25.3	34.3	1/8-3/16	3-5	5/32-5/16	4-8	5/16-1/2	8-13	3/8-5/8	10-16	3/8-5/8	10-16	-	-	D-shape	★★★	Non-reversible	CP1816
480	57.8	78.4	-	-	9/16-5/8	14-16	9/16-7/8	14-22	9/16-7/8	14-22	-	-	-	-	Rotary		Reversible	CP1820R22
380	144.6	196.0	-	-	7/8-1	23-25	7/8-1-1/4	23-32	1 - 1-1/4	25-32	-	-	-	-			Reversible	CP1820R32
430	59.3	80.4	-	-	9/16-7/8	14-22	9/16-7/8	14-22	9/16-7/8	14-22	-	-	-	-	Corner		Reversible	CP1720R22
350	130.1	177.0	-	-	7/8-1	23-25	7/8-1-1/4	23-32	1 - 1-1/4	25-32	-	-	-	-			Reversible	CP1720R32
140	289.3	392.0	-	-	1-1/4	32	1-1/4 - 2	32-50	1-1/4 - 2	32-50	-	-	-	-			Reversible	CP1720R50
1800	3.3	4.5	-	-	-	-	5/64-5/32	2-4	5/32-1/4	4-6	1/4-5/16	6-8	5/16-3/8	8-10	Angle		Reversible	CP879
2800	3.9	5.3	-	-	-	-	5/64-5/32	2-4	5/32-1/4	4-6	1/4-5/16	6-8	5/16-3/8	8-10	Straight		Non-reversible	CP887
2800	2.4	3.3	-	-	-	-	3/64-1/8	1-3	5/64-5/32	2-4	5/32-1/4	4-6	-	-	Pistol	★	Non-reversible	CP7300
2700	2.2	3.0	-	-	-	-	3/64-1/8	1-3	5/64-5/32	2-4	5/32-1/4	4-6	-	-			Reversible	CP7300R
2000	3.5	4.8	-	-	-	-	5/64-5/32	2-4	5/32-1/4	4-6	1/4-5/16	6-8	5/16-3/8	8-10			Reversible	CP9790/9792
800	9.1	12.4	-	-	5/64-3/16	2-5	1/4-3/8	6-10	3/8-1/2	10-13	-	-	-	-			Reversible	CP9789/9791
2400	3.1	4.2	-	-	-	-	5/64-5/32	2-4	5/32-1/4	4-6	1/4-5/16	6-8	5/16-3/8	8-10		★★	Non-reversible	CP785
500	11.3	15.4	-	-	5/64-3/16	2-5	1/4-3/8	6-10	3/8-1/2	10-13	-	-	-	-			Non-reversible	CP785H
4200	1.9	2.5	-	-	-	-	-	-	3/64-1/8	1-3	5/32-1/4	4-6	1/4 - 3/8	6-10			Reversible	CP789R-42
2600	3.1	4.2	-	-	-	-	5/64-5/32	2-4	5/32-1/4	4-6	1/4-5/16	6-8	5/16-3/8	8-10			Reversible	CP789R-26
500	15.6	21.1	5/64-3/16	2-5	3/16-5/16	5-8	5/16-1/2	8-13	3/8-1/2	10-13	-	-	-	-			Reversible	CP789HR

Remarks : Drill bit size on the table is our suggested range for proper drilling from the speed and stall torque of drills, it could be varied depending on drill working conditions.

¼" - ⅜" High Speed Drills

CP7300 ★ — 2,800 RPM

COMPACT & COMFORTABLE

FEATURES
- 1/4" (6 mm) compact drill
- Ergonomic grip and lightweight, only 1.35 lbs (0.61 kg)
- Teasing throttle

BENEFITS
- Ideal for efficient general maintenance drilling in confined areas.
- Good precision to allow for very slow start-up and control throughout the drilling process
- Excellent for drilling, honing, reaming, and hole sawing

CP7300R

Similar features as CP7300 with reversible function (2,700 rpm)

CP9790 ★ — 2,000 RPM

REVERSIBLE, PRODUCTIVITY

FEATURES
- 3/8" (10 mm) reversible pistol drill
- Industrial quality Jacobs chuck
- Ergonomic grip

BENEFITS
- High productivity for general maintenance
- Maximize operator comfort
- Power suitable for many applications

CP9792

Same features as CP9790 with keyless chuck

CP785 ★★ — 2,400 RPM

DURABILITY AND SMOOTH OPERATION

FEATURES
- 3/8" (10 mm) pistol drill
- Powerful energy efficient motor resists stalls
- Handle exhaust

BENEFITS
- Industrial maintenance duty and designed for smooth operation and extended tool life
- Ideal tool for all types of maintenance work

CP789R-26 ★★ — 2,600 RPM

REVERSIBLE, HIGH POWER & DURABILITY

FEATURES
- 3/8" (10 mm) reversible pistol drill
- Powerful 0.4 hp (320 W) motor
- Teasing throttle

BENEFITS
- Industrial maintenance duty and designed for operators' productivity, durability, and comfort
- Great tool for honing and heavy drilling

CP789R-42

Similar features as CP789R-26 with 4,200 rpm

See accessories on pages 146

★ GENERAL MAINTENANCE ★★ INDUSTRIAL MAINTENANCE & PRODUCTION ★★★ SUPER INDUSTRIAL

MODEL	PART NUMBER	FREE SPEED	POWER		CHUCK CAPACITY		SPINDLE	STALL TORQUE		NET WEIGHT		LENGTH		AIR CONS. @LOAD		VIBRATION LEVEL ISO 29927 (M/S2)		SOUND PRESS.	SOUND POWER	AIR INLET
		rpm	hp	W	in.	mm	in	ft.lb	Nm	lb	kg	in.	mm	cfm	l/s	a	k	ISO 15744-dB(A)		in.
CP7300	**894 107 3000**	2,800	0.3	230	1/4	6	3/8-24	2.4	3.3	1.4	0.6	5	127	16.4	8	<2.5	-	86	97	1/4
CP7300R	**894 107 3001**	2,700	0.3	200	1/4	6	3/8-24	2.2	3.0	1.4	0.6	5	127	16.4	8	<2.5	-	87	98	1/4
CP785	**T022698**	2,400	0.5	375	3/8	10	3/8-24	3.1	4.2	2.3	1	7	178	16.5	8	<2.5	-	90	101	1/4
CP789R-26	**T025180**	2,600	0.4	320	3/8	10	3/8-24	3.1	4.2	2.5	1.1	7	178	30	14	<2.5	-	95	106	1/4
CP789R-42	**T025198**	4,200	0.4	320	3/8	10	3/8-24	1.9	2.5	2.5	1.1	7	178	30	14	<2.5	-	96	107	1/4
CP9790	**615 194 9790**	2,000	0.4	270	3/8	10	3/8-24	3.5	4.8	3.0	1.4	6.5	165	24	11	<2.5	-	89	100	1/4
CP9792	**615 194 9792**	2,000	0.4	270	3/8	10	3/8-24	3.5	4.8	2.6	1.2	8.5	216	24	11	<2.5	-	90	101	1/4

All models: Hose int. 3/8" (10mm) - @90 PSI (@6.3 Bar)

Listed specifications are for reference only. Please check documents in each tool or on www.cp.com

¼" - ⅜" High Speed Drills

CP887 ★

2,800 RPM

POWERFUL IN-LINE

FEATURES
- 3/8" (10 mm) in-line drill
- Built-in regulator for efficient control

BENEFITS
- Power and speed for general maintenance
- Great productivity
- Good for vertical drilling and to reach confined areas

CP879 ★

1,800 RPM

ANGLE DRILL FOR EASY ACCESS, REVERSIBLE

FEATURES
- 3/8" (10 mm) angle drill
- Compact low profile head to get into confined spaces
- Reverse valve for easy directional change

BENEFITS
- Compact angle head for general maintenance
- Operator control from start up through rundown
- Ideal for drilling and screw driving in confined areas

CP1014P45

CP1014P45 ★★

4,500 RPM

HIGH SPEED, COMPACT, DURABILITY & PRECISION

FEATURES
- 1/4" (6 mm) industrial pistol drill with Jacobs industrial keyed chuck
- Ergonomic & compact body, Quiet, low vibration
- High power, 0.5 hp (375W), and excellent control with teasing throttle

BENEFITS
- High productivity thanks to high power with great control and high quality keyed chuck
- Operator comfort thanks to exclusive ergonomic features
- Intensive duty and high durability for general maintenance

CP1014P33
Similar features as CP1014P45 with 3,300 rpm

CP1014P24
Similar features as CP1014P45 with 2,400 rpm

See accessories on pages 146

★ GENERAL MAINTENANCE ★★ INDUSTRIAL MAINTENANCE & PRODUCTION ★★★ SUPER INDUSTRIAL

MODEL	PART NUMBER	FREE SPEED	POWER		CHUCK CAPACITY		SPINDLE	STALL TORQUE		NET WEIGHT		LENGTH		AIR CONS. @LOAD		VIBRATION LEVEL ISO 29927 (M/S2)		SOUND PRESS.	SOUND POWER	AIR INLET
		rpm	hp	W	in.	mm	in	ft.lb	Nm	lb	kg	in.	mm	cfm	l/s	a	k	ISO 15744-dB(A)		in.
CP887	T025376	2,800	0.5	375	3/8	10	3/8-24	3.9	5.3	2.3	1	8	203	27	13	<2.5	-	99	110	1/4
CP879	T023999	1,800	0.3	200	3/8	10	3/8-24	3.3	4.5	2.3	1	8.3	210	21	10	<2.5	-	95	106	1/4
CP1014P45	615 158 0010	4,500	0.5	375	1/4	6.5	3/8-24	2.4	3.2	1.2	0.5	6.7	160	21.2	10	3	1.4	78	89	1/4
CP1014P33	615 158 0030	3,300	0.5	375	1/4	6.5	3/8-24	2.6	3.5	1.2	0.5	6.7	160	19	9	<2.5	-	78	89	1/4
CP1014P24	615 158 0050	2,400	0.5	375	1/4	6.5	3/8-24	3.4	4.6	1.2	0.5	6.7	160	19	9	3.1	2.0	78	89	1/4

All models: Hose int. 3/8" (10mm) - @90 PSI (@6.3 Bar)

Listed specifications are for reference only. Please check documents in each tool or on www.cp.com

⅜" - ½" Low Speed Drills

CP1117P26 ★★★

2,600 RPM

HIGH POWER, DURABILITY & PRECISION

FEATURES
- 3/8" (10 mm) industrial pistol drill with Jacobs industrial keyed chuck
- The best power to weight ratio with 1 hp (750 W) motor
- Durable gearbox reduce maintenance cost and downtime

BENEFITS
- Improve your productivity thanks to high power & speed
- Operator comfort thanks to exclusive ergonomic features
- Designed for intensive duty and high durability for industrial production applications

CP1117P26
Keyless Chuck
Same features as CP1117P26 with keyless chuck

CP1117P26
W/O Chuck
Same features as CP1117P26 without chuck

CP1117P32
Similar features as CP1117P26 with 3,200 pm

CP1117P60
Similar features as CP1117P26 with 6,000 rpm

CP1014P05 ★★

500 RPM

HIGH TORQUE, COMPACT, DURABILITY & PRECISION

FEATURES
- 3/8" (10 mm) industrial pistol drill with Jacobs industrial keyed chuck
- Ergonomic & compact body, quiet, low vibration
- High power 0.5hp (375W) with excellent control by teasing throttle handle

BENEFITS
- High productivity thanks to high power with great control and high quality keyed chuck
- Operator comfort thanks to exclusive ergonomic features
- Designed for intensive duty and high durability for industrial production applications

Keyless chuck
CP1117P26

See accessories on pages 146

★ GENERAL MAINTENANCE ★★ INDUSTRIAL MAINTENANCE & PRODUCTION ★★★ SUPER INDUSTRIAL

MODEL	PART NUMBER	FREE SPEED	POWER		CHUCK CAPACITY		SPINDLE	STALL TORQUE		NET WEIGHT		LENGTH		AIR CONS. @LOAD		VIBRATION LEVEL ISO 29927 (M/S2)		SOUND PRESS.	SOUND POWER	AIR INLET
		rpm	hp	W	in.	mm	in	ft.lb	Nm	lb	kg	in.	mm	cfm	l/s	a	k	ISO 15744-dB(A)		in.
KEY CHUCK																				
CP1014P05	615 158 0190	500	0.5	375	3/8	10	3/8-24	18.2	24.5	1.4	0.6	7.7	195	19	9	<2.5	-	78	89	1/4
CP1117P26	615 158 0130	2,600	1	750	3/8	10	3/8-24	4.7	6.3	2.2	1	7.9	200	29.8	14	3.6	1.7	83	94	1/4
CP1117P32	615 158 0110	3,200	1	750	3/8	10	3/8-24	4.0	5.4	2.2	1	7.9	200	29.8	14	<2.5	-	83	94	1/4
CP1117P60	615 158 0090	6,000	1	750	3/8	10	3/8-24	2.5	3.4	2.2	1	7.9	200	29.8	14	<2.5	-	83	94	1/4
KEYLESS																				
CP1117P26	615 158 0140	2,600	1	750	3/8	10	3/8-24	4.7	6.3	2.2	1	8.3	210	29.8	14	3.5	1.7	83	94	1/4
CP1117P32	615 158 0120	3,200	1	750	3/8	10	3/8-24	4.0	5.4	2.2	1	8.3	210	29.8	14	<2.5	-	83	94	1/4
CP1117P60	615 158 0100	6,000	1	750	3/8	10	3/8-24	2.5	3.4	2.2	1	8.3	210	29.8	14	<2.5	-	83	94	1/4
WITHOUT CHUCK																				
CP1117P26	615 158 0220	2,600	1	750	3/8	10	3/8-24	4.7	6.3	2.2	1	16.6	180	29.8	14	3.6	1.7	83	94	1/4
CP1117P32	615 158 0210	3,200	1	750	3/8	10	3/8-24	4.0	5.4	2.2	1	16.6	180	29.8	14	<2.5	-	83	94	1/4
CP1117P60	615 158 0200	6,000	1	750	3/8	10	3/8-24	2.5	3.4	2.2	1	16.6	180	29.8	14	<2.5	-	83	94	1/4

All models: Hose int. 3/8" (10mm) - @90 PSI (@6.3 Bar)

Listed specifications are for reference only. Please check documents in each tool or on www.cp.com

⅜" - ½" Low Speed Drills

The CP1117 Series Benefits

HIGH TORQUE & DURABILITY

- Improve your productivity thanks to high power
- Operator comfort thanks to exclusive ergonomic features
- Drills for Industrial Maintenance & Production designed for intensive duty and high durability

CP1117P09 ★★★ 900 RPM

FEATURES

- 1/2" (13 mm) industrial pistol drill with Jacobs industrial keyed chuck
- The best power to weight ratio with 1 hp (750 W) motor
- Durable gearbox reduces maintenance cost and downtime

CP1117P05 ★★★ 500 RPM

FEATURES

- 1/2" (13 mm) industrial pistol drill with Jacobs industrial keyed chuck
- The best power to weight ratio with 1 hp (750 W) motor
- Durable gearbox reduce maintenance cost and downtime

CP1117P05

CP1117P05
Keyless Chuck
Same features as CP1117P05 with keyless chuck

CP1117P05
W/O Chuck
Same features as CP1117P05 without chuck

See accessories on pages 146

★ GENERAL MAINTENANCE ★★ INDUSTRIAL MAINTENANCE & PRODUCTION ★★★ SUPER INDUSTRIAL

MODEL	PART NUMBER	FREE SPEED	POWER		CHUCK CAPACITY		SPINDLE	STALL TORQUE		NET WEIGHT		LENGTH		AIR CONS. @LOAD		VIBRATION LEVEL ISO 29927 (M/S2)		SOUND PRESS.	SOUND POWER	AIR INLET
		rpm	hp	W	in.	mm	in	ft.lb	Nm	lb	kg	in.	mm	cfm	l/s	a	k	ISO 15744-dB(A)		in.
KEY CHUCK																				
CP1117P05	615 158 0170	500	1	750	1/2	13	3/8-24	22.2	30.0	3.4	1.5	8	203	29.6	14	2.7	2.0	83	94	1/4
CP1117P09	615 158 0150	900	1	750	1/2	13	3/8-24	14.3	19.3	2.2	1	8	203	29.8	14	3.7	2.6	83	94	1/4
KEYLESS																				
CP1117P05	615 158 0180	500	1	750	1/2	13	3/8-24	22.2	30.0	3.4	1.5	8	203	29.6	14	2.7	2.0	83	94	1/4
CP1117P09	615 158 0160	900	1	750	1/2	13	3/8-24	14.3	19.3	2.2	1	8	203	29.8	14	3.7	2.6	83	94	1/4
WITHOUT CHUCK																				
CP1117P05	615 158 0240	500	1	750	1/2	13	3/8-24	22.2	30.0	3.4	1.5	8	203	29.6	14	2.7	2.0	83	94	1/4
CP1117P09	615 158 0230	900	1	750	1/2	13	3/8-24	14.3	19.1	2.2	1	8	203	29.8	14	3.7	2.6	83	94	1/4

All models: Hose int. 3/8" (10mm) - @90 PSI (@6.3 Bar)

Listed specifications are for reference only. Please check documents in each tool or on www.cp.com

DRILLING

1/2" - 2" Low Speed Drills

CP789HR ★★ — 500 RPM

REVERSIBLE, HIGH TORQUE & DURABILITY

FEATURES
- 1/2" (13 mm) reversible pistol drill
- Powerful 0.4 hp (320 W) motor
- Teasing throttle

BENEFITS
- Industrial maintenance duty and designed for operators' productivity, durability, and comfort
- Perfect tool for drilling, reaming, hole sawing and jobs requiring high torque

CP785H ★★ — 500 RPM

DURABILITY & SMOOTH OPERATION

FEATURES
- 1/2" (13 mm) pistol drill
- Powerful energy efficient motor resist stalls

BENEFITS
- Industrial maintenance duty and designed for smooth operation and extended tool life
- Suitable tool for various applications of low speed drilling

CP9789 ★ — 800 RPM

REVERSIBLE, PRODUCTIVITY

FEATURES
- 1/2" (13 mm) reversible pistol drill
- Industrial quality Jacobs chuck
- Low speed and high torque: 9.14 ft.lbs (12.4 Nm)

BENEFITS
- Powerful and resistant to stalls in general maintenance applications
- Great for various low speed drilling Side handle to increase stability

CP9791

Same features as CP9789 with keyless chuck

CP1816 ★★★ — 800 RPM

HIGH POWER, DURABILITY, D-HANDLE

FEATURES
- 5/8" (16 mm) D-handle drill
- Powerfull with 1 hp (750 W) motor
- Excellent durable gearbox ensures the strong drilling

BENEFITS
- Designed for intensive duty, high durability and precision in industrial maintenance and production applications
- Ideal for drilling of mild steel, cast iron

See accessories on pages 146

★ GENERAL MAINTENANCE ★★ INDUSTRIAL MAINTENANCE & PRODUCTION ★★★ SUPER INDUSTRIAL

MODEL	PART NUMBER	FREE SPEED	POWER		CHUCK CAPACITY		SPINDLE	STALL TORQUE		NET WEIGHT		LENGTH		AIR CONS. @LOAD		VIBRATION LEVEL ISO 29927 (M/S2)		SOUND PRESS.	SOUND POWER	AIR INLET
		rpm	hp	W	in.	mm	in	ft.lb	Nm	lb	kg	in.	mm	cfm	l/s	a	k	ISO 15744-dB(A)		in.
CP1816	**615 158 0300**	800	1	750	5/8	16	5/8-16	25.3	34.3	8.1	3.7	14.3	364	42.4	20	<2.5	0.5	90	101	3/8
CP785H	**T024134**	500	0.5	375	1/2	13	3/8-24	11.3	15.4	3.0	1.4	7.8	197	12	6	<2.5	-	96	107	1/4
CP789HR	**T025165**	500	0.4	320	1/2	13	3/8-24	15.6	21.1	3.3	1.5	8	203	30	14	<2.5	-	99	110	1/4
CP9789	**615 194 9789**	800	0.4	270	1/2	13	3/8-24	9.1	12.4	4.0	1.8	7	177	24	11	<2.5	-	90	101	1/4
CP9791	**615 194 9791**	800	0.4	270	1/2	13	3/8-24	9.1	12.4	3.1	1.4	9.3	237	24	11	<2.5	-	90	101	1/4

CP1816: Hose int. 5/8" (16mm). Others, hose int. 3/8" (9.5mm) - @90 PSI (@6.3 Bar)

Listed specifications are for reference only. Please check documents in each tool or on www.cp.com

1/2" - 2" Low Speed Drills

CP1720R32 ★★★

350 RPM

CP1720R50

Similar features as CP1720R32 with 140 rpm & Morse Taper No.4 drill socket

CP1720R22

Similar features as CP1720R32 with 430 rpm, 1.2 hp (890 W) & Morse Taper No.2 drill socket

HIGHEST POWER, DURABILITY & PRECISION, REVERSIBLE

FEATURES

- 1-1/4" (32 mm) reversible corner drill, 350 rpm of free speed
- Powerfull 2.2 hp (1,630 W) motor
- Morse Taper No.3 drill socket

BENEFITS

- Designed for super intensive duty, high durability and precision in industrial maintenance and production applications
- Ideal for drilling, reaming & tapping of mild steel, cast iron

CP1720R32

CP1820R32 ★★★

380 RPM

HIGHEST POWER, DURABILITY & PRECISION, REVERSIBLE

FEATURES

- 1-1/4" (32 mm) reversible heavy duty drill, 380 rpm of free speed
- Powerful 2.8 hp (2,100 W) motor
- Morse Taper No.3 drill socket

BENEFITS

- Designed for super-intensive duty and high durability with precision
- Ideal for drilling, reaming, tapping of mild steel, cast iron, forged steel

CP1820R32

CP1820R22

Similar features as CP1820R32 with 480 rpm, 1.2 hp (890 W) & Morse Taper No.2 drill socket

See accessories on pages 146

★ GENERAL MAINTENANCE ★★ INDUSTRIAL MAINTENANCE & PRODUCTION ★★★ SUPER INDUSTRIAL

MODEL	PART NUMBER	FREE SPEED	POWER		CAPACITY		SOCKET	STALL TORQUE		NET WEIGHT		LENGTH		AIR CONS. @LOAD		VIBRATION LEVEL ISO 29927 (M/S2)		SOUND PRESS.	SOUND POWER	AIR INLET
		rpm	hp	W	in.	mm	Morse Taper	ft.lb	Nm	lb	kg	in.	mm	cfm	l/s	a	k	ISO 15744-dB(A)		in.
CP1720R22	615 158 0250	430	1.2	890	7/8	22	M.T.2	59.3	80.4	15.4	7	18.6	472	53	25	<2.5	0.5	106	117	1/2
CP1720R32	615 158 0260	350	2.2	1,630	1.25	32	M.T.3	130.1	177	29.7	13.5	22.8	578	63.6	30	<2.5	1.4	104	115	1/2
CP1720R50	615 158 0270	140	2.2	1,630	2	50	M.T.4	289.3	392	35.2	16	23.4	595	79.5	38	<2.5	0.6	107	118	1/2
CP1820R22	615 158 0280	480	1.2	890	7/8	22	M.T.2	57.8	78.4	16.0	7.3	11.1	282	42.4	20	3,8	1.2	98	109	1/2
CP1820R32	615 158 0290	380	2.8	2,100	1.25	32	M.T.3	144.6	196	31.9	14.5	13.9	353	113	53	2,5	0.8	110	121	1/2

CP1720R50/CP1820R32: hose int. 3/4" (19mm).Others, hose int. 1/2" (13mm) - @90 PSI (@6.3 Bar) Listed specifications are for reference only. Please check documents in each tool or on www.cp.com

ACCESSORIES INCLUDED

CHUCKS

MODEL	DESCRIPTION	THREAD	PART NO.	MANUFACT.
CP1014P… CP7300…	1/4" (6mm) chuck & key Key	3/8"-24	205 05 55863 205 055 5873	JACOBS
CP1014P…, CP785 CP1117P…,CP789R…	3/8 "(10mm) chuck & key Key	3/8"-24	C142408 CA050120	JACOBS
CP1117P…, CP785H,CP789HR…	1/2"(13mm) chuck & key Key	3/8"-24	S066095 CA050122	JACOBS
CP1014P…, CP785 CP1117P…,CP789R…	3/8" (10mm) keyless chuck	3/8"-24	205 050 2063	JACOBS
CP1117P…, CP785H,CP789HR…	1/2" (13mm) keyless chuck	3/8"-24	205 050 2073	JACOBS

OPTIONAL ACCESSORIES

CHUCKS

MODEL	DESCRIPTION	THREAD	PART NO.	MANUFACT.
CP1014P… CP7300…	1/4" (6mm) chuck & key	3/8"-24	894 017 0364	RÖHM
CP1117P…, CP785H,CP789HR…	1/2"(13mm) chuck & key	3/8"-24	894 017 0366	RÖHM

SUSPENSION BAIL

MODEL	DESCRIPTION	PART NO.
CP1014P…	Suspension bail	205 055 5853
CP1117P…	Suspension bail	894 016 8729

SIDE HANDLES

MODEL	DESCRIPTION	PART NO.
CP1014P05	Handle Fixture Handle	205 055 5883 205 055 2473
CP1117P05,09	Handle Fixture Handle	205 055 2463 205 055 2473
CP785H CP789HR	Handle Fixture Handle	CA146179 C136901
CP9286 CP9288	Side Handle	205 049 8553
CP9789 CP9791	Side Handle	205 049 8543

TUNE-UP KITS

MODEL	TUNE-UP KIT
CP1014P…	205 055 5513
CP1117P...	205 055 2333
CP1720R22	894 017 0561
CP1720R32/R50	894 017 0580
CP1816	894 017 0380
CP1820R22	894 017 0656
CP1820R32	894 017 0672
CP7300	205 052 8663
CP7300R	205 052 8673
CP9285/9287	205 050 3743
CP9286/9288	205 050 3753
CP9789/9791	205 050 6563
CP9790/9792	205 050 6543

DIMENSIONS

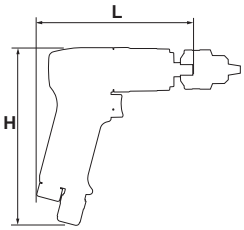

PISTOL GRIP, D-HANDLE

MODEL	DIMENSIONS			
	L		H	
	in.	mm	in.	mm
CP1014P24,33,45	4.9	124	5.5	140
CP1014P05	5.9	150	5.5	140
CP1117P24,32,60	7.1	180	5.7	145
CP1117P05, 09	8.3	210	5.7	145
CP1816	14.3	364	6.7	170
CP7300	4.2	107	5.3	135
CP785	7.0	178	4.9	125
CP785H	6.7	169	4.9	125
CP789R…	7.0	178	5.7	145
CP789HR	6.9	175	5.7	145
CP9285/9287	6.1	154	5.8	147
CP9286/9288	6.6	167	5.8	147
CP9789/9791	6.6	167	5.8	147
CP9790/9792	6.1	154	5.8	147

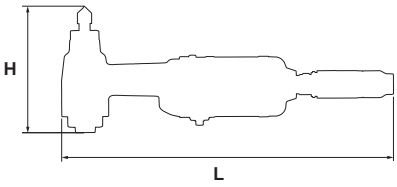

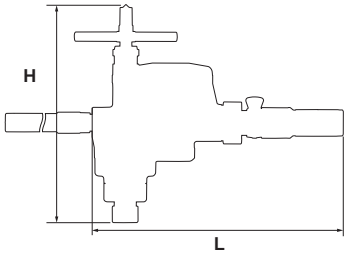

STRAIGHT, CORNER

MODEL	DIMENSIONS			
	L		H	
	in.	mm	in.	mm
CP879	8.0	203	2.1	54
CP887	6.9	175	1.6	40

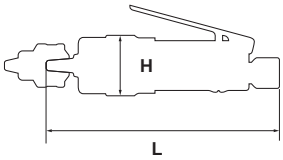

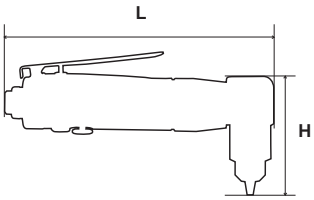

HEAVY

MODEL	DIMENSIONS			
	L		H	
	in.	mm	in.	mm
CP1720R22	18.6	472	7.4	187
CP1720R32	22.8	578	9.7	247
CP1720R50	23.4	595	11.3	288
CP1820R22	13.3	338	13.6	346
CP1820R32	16.5	419	17.7	450

CHIPPING

IN-LINE NEEDLE SCALER / CHIPPING HAMMER

Quick change 2 in 1 needle scaler and chipping hammer for less down time

NEEDLE SCALERS

Perfect for derusting applications, pistol or in-line needle scalers are used in almost all the industry

CHIPPING HAMMERS

Pistol or in-line chipping hammers including selection of unique vibration damping body to improve operator comfort and minimize fatigue

HOW TO DEFINE THE RIGHT PERCUSSIVE TOOL?

STEP 1
Applications
- Rust removal
- Deburring
- Weld flux chipping
- Duty
- Access

STEP 2
Consumables
- Needles size and number
- Chisel type and dimensions

STEP 3
Tools
- Handle type
- Vibration level
- Stroke capacity
- Bore

PERCUSSIVE TOOLS

	PEN/AIR SCRIBE	NEEDLE SCALERS	CHIPPERS	HAMMERS	SCALERS	SAND RAMMERS
★★★ SUPER INDUSTRIAL		B15M / B16M / B18M B19M / B21M B16MV / B18MV / B19MV CP0456-LESAN	B15B / B16B(BV) B18B(BV) / B19B(BV) B21B	CP9362-2R/-2H / CP9363-1R/-1H CP9363-2R/-2H / CP9363-3R/-3H CP9363-4R/-4H CP9373-2R/-2H / CP9373-3R/-3H CP9373-4R/-4H	B20 / B20-0 B20-00 / B20-1 B20L / B20L-1 B14A / B23	CP0200B18 / B22/B25 CP0200B18L / B22L/B25L / B32L CP0200B18-2F / B22-2F / B25-2F CP0200B18L-2F / B22L-2F / B25L-2F / B32L-2F
★★ INDUSTRIAL MAINTENANCE AND PRODUCTION	CP9361 CP9160	CP0951 / CP0952 CP9356NS		CP714 / CP716 / CP717 RA1(BL) / RA2C(H) GV5		
★ GENERAL MAINTENANCE		CP7115 CP7125 CP7120		CP7111		

CP9361 ★★★

AIR SCRIBE:
ENGRAVING PEN
AND PRECISION CHISEL HAMMER

FEATURES

- Highest durability in the market
- Convertible to a hammer or a light scaler
- Lightweight for easy operation

BENEFITS

- Long lasting due to Premium quality components
- Easy handling and Comfortable use
- Adjustable power for a variety of applications and materials such as: metals, plastics, ceramics, and glass

CP9361

CP9361-1 Kit

See more details on page 169

Engraving Pens

CP9160 ★★

ENGRAVING PEN

FEATURES

- Very quiet engraving pen with an integrated 6.6 ft (2 m) hose
- High blows per minute (32,400 BPM)

BENEFITS

- Efficient engraving with low noise
- Precise & reliable
- Comfortable handling

See accessories on pages 162 to 169

GENERAL MAINTENANCE ★ | INDUSTRIAL MAINTENANCE & PRODUCTION ★★ | SUPER INDUSTRIAL ★★★

MODEL	PART NUMBER	SHANK			BLOWS PER MINUTE	AIR CONS. @LOAD		WEIGHT		LENGTH		VIBRATION LEVEL ISO 28927 (M/S2)		SOUND PRESS.	SOUND POWER	AIR INLET
		shape	in.	mm	blows/min	cfm	l/s	lb	kg	in.	mm	a	K	ISO 15744 - dB(A)		in.
CP9160	**615 197 9160**		-	-	32,400	1.7	0.8	0.3	0.1	5.8	147	8.1	1.9	59	70	1/4
CP9361	**T012644**	Hexagonal	1/8	3	13,500	0.2	0.1	0.3	0.1	5.0	127	5.1	2.4	79	90	1/4

All models: Hose int. 1/4" (6mm) - @90 PSI (@6.3 Bar)

Listed specifications are for reference only. Please check documents in each tool or on www.cp.com

CP7115

12 x 1/8" (3)

COMPACT TO REACH SMALL AREAS

FEATURES
- General purpose needle scaler
- Compact and lightweight
- Delivered with a set of needles 12 x 1/8" (3 mm)

BENEFITS
- Great to reach surfaces in confined spaces
- Great for rust removal on chassis and wheel drums
- Ideal for surface clean-up work

CP7125

19 x 1/8" (3) / 29 x 5/64" (2)

GENERAL MAINTENANCE NEEDLE SCALER

FEATURES
- Rubber sleeve on handle for better comfort
- Delivered with 2 sets of needles:
- 19 x 1/8" (3 mm) for standard usage and 29 x 5/64 " (2 mm) for finer usage

BENEFITS
- Great for rust removal on chassis
- Great cleaning up steel wheel drums
- Ideal for surface clean-up work

CP0951

12 x 1/8" (3)

CP0952

Similar features as CP0951 with pistol grip

INDUSTRIAL MAINTENANCE NEEDLE SCALERS

FEATURES
- Straight needle scaler for industrial maintenance application
- Superior design with internal spring components provides greater durability
- Needle capacity 12 x 1/8" (3 mm)

BENEFITS
- High durability
- Low vibration and comfort with soft grip
- Ideal tool for de-rusting and de-painting

See accessories on pages 162 to 169

GENERAL MAINTENANCE | INDUSTRIAL MAINTENANCE & PRODUCTION | SUPER INDUSTRIAL

MODEL	PART NUMBER	BORE		STROKE		NEEDLE CAPACITY	BLOWS PER MINUTE	AIR CONS. @LOAD		WEIGHT		LENGTH		VIBRATION LEVEL ISO 28927 (M/S2)		SOUND PRESS.	SOUND POWER	AIR INLET
		in.	mm	in.	mm	(Qty x Ø)	blows/min	cfm	l/s	lb	kg	in.	mm	a	K	ISO 15744 - dB(A)		in.
CP7115	894 107 1150	0.5	14	1.3	32	12 x 1/8 (3)	4,000	4.1	2.0	2.9	1.3	11.4	290	11.4	1.6	99	110	1/4
CP7125	894 107 1250	1.0	21	1.3	33.5	19 x 1/8 (3)	4,000	4.6	2.2	6.2	2.8	12.8	325	19.2	2.4	105	116	1/4
CP0952	T019191	0.8	23.8	1.1	28.6	23 x 1/8 (3)	4,000	7.1	3.3	5.2	2.4	9.7	245	15.4	4.3	92	103	3/8
CP0951	T022306	0.9	23.8	1.1	28.6	12 x 1/8 (3)	4,000	9.6	4.5	6.0	2.7	9.3	237	9.2	2.9	90	101	3/8

All models: Hose int. 3/8" (10mm) - @90 PSI (@6.3 Bar)

Listed specifications are for reference only. Please check documents in each tool or on www.cp.com

CP0456-LASAN

HEAVY INDUSTRIAL
NEEDLE SCALER

FEATURES

- Quick change collar retainer
- Very robust construction with steel housing

BENEFITS

- Highest durability on needle scalers
- Heavy duty for very intensive use

CP0456-LASAN

CP0456-LESAR

Same features as CP0456-LASAN with weld flux chisel

CP7120

19 x 1/8" (3)

NEEDLE SCALER/CHISEL

FEATURES

- General maintenance needle scaler easily converts to a weld flux chipping hammer
- Quick change chisel retainer
- Adjustable sleeve, 19 x 1/8" (3 mm) steel needles and 1.37" (35 mm) width chisel with high resistance to wear

BENEFITS

- Easily converts into a chipping hammer
- Durable and economical solution
- Ideal for surface preparation work

CP9356NS

19 x 1/8" (3)

CP9356WF

Same features as CP9356NS with weld flux chisel

NEEDLE SCALER

FEATURES

- Straight needle scaler for industrial maintenance and production applications
- Versatile design with good durability
- Needle capacity 19 x 1/8" (3 mm)

BENEFITS

- Sturdy and simple design for wide range of applications
- Easily converts to weld flux chipping hammer
- Ideal tool for rust and paint removal

See accessories on pages 162 to 169

GENERAL MAINTENANCE | INDUSTRIAL MAINTENANCE & PRODUCTION | SUPER INDUSTRIAL

MODEL	PART NUMBER	BORE		STROKE		NEEDLE CAPACITY	BLOWS PER MINUTE	AIR CONS. @LOAD		WEIGHT		LENGTH		VIBRATION LEVEL ISO 28927 (M/S2)		SOUND PRESS.	SOUND POWER	AIR INLET
		in.	mm	in.	mm	(Qty x Ø)	blows/min	cfm	l/s	lb	kg	in.	mm	a	K	ISO 15744 - dB(A)		in.
CP0456-LASAN	T013049	0.9	23.8	1	25.4	19 x 1/8 (3)	4,300	13.9	6.6	6.0	2.7	16.3	413	16.8	3.2	97	108	1/4
CP0456-LESAR	T013046	0.9	23.8	1	25.4	19 x 1/8 (3)	4,300	10.0	4.7	3.5	1.6	8.6	219	25.7	5.0	95	106	1/4
CP7120	894 107 1200	1.0	25	1.1	28.4	19 x 1/8 (3)	4,800	4.0	1.9	6.2	2.8	18.0	457	11.4	3.4	99	110	1/4
CP9356NS	T022165	1.0	25.4	1.1	28.6	19 x 1/8 (3)	4,600	10.2	4.8	6.0	2.2	17.5	445	17.3	3.4	90	101	3/8
CP9356WF	T021959	1.0	25.4	1.1	28.6	19 x 1/8 (3)	4,600	10.2	4.8	3.7	1.7	9.4	238	21.3	8.0	90	101	3/8

All models: Hose int. 3/8" (10mm) - @90 PSI (@6.3 Bar)

Listed specifications are for reference only. Please check documents in each tool or on www.cp.com

B15M ★★★

12 x 1/8" (3)

NEEDLE SCALER

FEATURES
- Straight chipping hammer
- Lightweight and compact
- Possible to convert into 29 x 5/64" (2 mm)

BENEFITS
- Great accessibility for hard to reach areas
- One hand operation
- Adjustable barrel extends needle life

B18M ★★★

12 x 1/8" (3)

NEEDLE SCALER

B16M

Same features as B18M with straight shape

FEATURES
- Cushion grip for better operator comfort
- Good power/weight ratio
- Easy to change to chipping hammer
- Possible to convert into 51 x 5/64" (2 mm)

BENEFITS
- Great size and power guarantees comfort to the operator in a wide range of applications
- Adjustable barrel extends needle life
- Great durability on all industrial maintenance and production applications

B19M ★★★

28 x 1/8" (3)

NEEDLE SCALER

FEATURES
- Cushion grip for better operator comfort
- Suitable for very intensive use
- Possible to convert into 19 x 5/32" (4 mm) or 65 x 5/64" (2 mm)

BENEFITS
- Robust construction and power allows for very intensive use
- Adjustable barrel extends needle life

B21M ★★★

35 x 5/32" (4)

NEEDLE SCALER

FEATURES
- Cushion grip for better operator comfort
- Highest power on the range
- Possible to convert into 49 x 1/8" (3 mm)

BENEFITS
- High material removal rate
- Semi pistol design increases ergonomics for the high power output
- Adjustable barrel extends needle life

See accessories on pages 162 to 169

★ GENERAL MAINTENANCE ★★ INDUSTRIAL MAINTENANCE & PRODUCTION ★★★ SUPER INDUSTRIAL

MODEL	PART NUMBER	BORE		STROKE		NEEDLE CAPACITY	BLOWS PER MINUTE	AIR CONS. @LOAD		WEIGHT		LENGTH		VIBRATION LEVEL ISO 28927 (M/S2)		SOUND PRESS.	SOUND POWER	AIR INLET
		in.	mm	in.	mm	(Qty x Ø)	blows/min	cfm	l/s	lb	kg	in.	mm	a	K	ISO 15744 - dB(A)		in.
B15M	615 174 0240	0.7	18	1.1	30	12 x 1/8 (3)	3,800	3.0	1.4	3.5	1.6	13.2	335	10.6	6.3	97	108	1/4
B16M	615 174 0260	0.9	23.5	1.4	35.6	19 x 1/8 (3)	3,000	5.5	2.6	5.7	2.6	14.4	366	12.5	7.5	100	111	1/4
B18M	615 174 0280	0.9	23.5	1.4	35.6	19 x 1/8 (3)	3,000	5.5	2.6	5.7	2.6	12.4	315	19.1	5.7	100	111	1/4
B19M	615 174 0320	1.1	28.6	1.5	39	28 x 1/8 (3)	2,200	8.0	3.8	8.2	3.7	13.5	342	16.9	10.3	101	112	1/4
B21M	615 174 0410	1.3	33	1-15/16	49.2	35 x 5/32 (4)	2,200	8.5	4.0	12.4	5.6	19.1	484	31.5	6.7	104	115	1/4

All models: Hose int. 3/8" (10mm) - @90 PSI (@6.3 Bar)

Listed specifications are for reference only. Please check documents in each tool or on www.cp.com

B18MV ★★★

19 x 1/8" (3)

VIBRATION-DAMPED
NEEDLE SCALER

FEATURES

- Pistol vibration-damped needle scaler
- Good power/weight ratio
- Great durability on all industrial maintenance applications

BENEFITS

- Perfect tools for long hours of operations
- Cover a wide range of applications
- Adjustable barrel extends needle life

B18MV

B16MV ★★★

19 x 1/8" (3)

VIBRATION-DAMPED
STRAIGHT NEEDLE SCALER

FEATURES

- Straight vibration-damped needle scaler
- Good power/weight ratio
- Great durability on all industrial maintenance applications

BENEFITS

- Ideal for long hours of operation
- One hand operation
- Adjustable barrel extends needle life

B19MV ★★★

28 x 1/8" (3)

VIBRATION-DAMPED
NEEDLE SCALER

FEATURES

- Pistol vibration-damped needle scaler
- Cushion grip for better operator comfort
- Suitable for very intensive use

BENEFITS

- Ideal for long hours of operation
- Heavy duty chipping hammer for very intensive use
- Adjustable barrel extends needle life

See accessories on pages 162 to 169

★ GENERAL MAINTENANCE ★★ INDUSTRIAL MAINTENANCE & PRODUCTION ★★★ SUPER INDUSTRIAL

MODEL	PART NUMBER	BORE		STROKE		NEEDLES CAPACITY	BLOWS PER MINUTE	AIR CONS. @LOAD		WEIGHT		LENGTH		VIBRATION LEVEL ISO 28927 (M/S2)		SOUND PRESS.	SOUND POWER	AIR INLET
		in.	mm	in.	mm	(Qty x Ø)	blows/min	cfm	l/s	lb	kg	in.	mm	a	K	ISO 15744 - dB(A)		in.
B16MV	**615 174 0500**	0.9	23.5	0.4	11	19 x 1/8 (3)	2,400	5.1	2.4	5.3	2.4	14.2	360	4.8	2.2	86	97	1/4
B18MV	**615 174 0520**	0.9	23.5	0.4	11	19 x 1/8 (3)	2,400	4.2	2.0	5.9	2.7	13.4	340	5.0	1.9	86	97	1/4
B19MV	**615 174 0540**	1.4	34.4	0.7	20	28 x 1/8 (3)	3,000	4.4	2.1	7.9	3.6	14.8	375	4.6	1.7	88	99	1/4

All models: Hose int. 3/8" (10mm) - @90 PSI (@6.3 Bar)

Listed specifications are for reference only. Please check documents in each tool or on www.cp.com

Percussive tools

CP7111

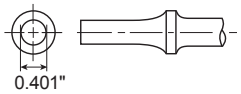

PISTOL GRIP HAMMER

CP7111H
Same features as CP7111 with hexagonal shank

CP7111 Kit
See details on page 169

CP7111H Kit
See details page 169

FEATURES
- Standard .401" round shank
- Easy change retainer for quick accessory change

BENEFITS
- Versatile and cost effective
- Fast cutting action
- Designed for all general work

CP714

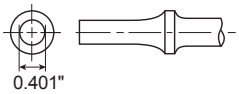

DURABILITY & PRECISION

CP714 K
See details on page 169

FEATURES
- Positive action trigger for precise control
- Speed regulator
- Ergonomic oriented handle

BENEFITS
- High durability
- Operator comfort
- Versatile, handling different type of environments

CP717

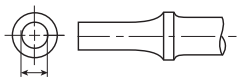

POWER & DURABILITY

CP717K
See details on page 169

FEATURES
- Standard .498" round shank
- High power air hammer
- Positive action trigger

BENEFITS
- Power and precision
- Flexible operating positions
- Ideal tool for deep cutting, bolt riveting and super-duty applications

CP716



CHIPPING HAMMER

FEATURES
- High power with teasing throttle for precise control
- Single-piece barrel for easy maintenance
- Standard .401" round shank

BENEFITS
- Great control and operation allows for wide variety of applications
- High durability due to simple robust design

See accessories on pages 162 to 169

GENERAL MAINTENANCE | INDUSTRIAL MAINTENANCE & PRODUCTION | SUPER INDUSTRIAL

MODEL	PART NUMBER	BORE		STROKE		SHANK			BLOWS PER MINUTE	AIR CONS. @LOAD		WEIGHT		LENGTH		VIBRATION LEVEL ISO 28927 (M/S2)		SOUND PRESS.	SOUND POWER	AIR INLET
		in.	mm	in.	mm	shape	in.	mm	blows/min	cfm	l/s	lb	kg	in.	mm	a	K	ISO 15744 - dB(A)		in.
CP7111	894 107 1110	0.8	19	2.6	67	Round	0.401	10.2	3,000	25.0	11.8	3.5	1.6	6.7	171	6.3	3.1	100	111	1/4
CP7111H	894 107 1111	0.8	19	2.6	67	Hexagonal	0.401	10.2	3,000	25.0	11.8	3.5	1.6	6.7	171	11.0	4.6	100	111	1/4
CP714	T012735	0.6	14	3.5	80	Round	0.401	10.2	2,000	8.5	4.0	3.3	1.5	7.5	190	13.2	5.8	95	106	1/4
CP716	T025348	0.8	19	2.2	58	Round	0.401	10.2	3,500	14.0	6.6	3.5	1.6	7.5	190	5.5	1.9	103	114	1/4
CP717	T020120	0.8	19	2.6	68	Round	0.498	12.7	1,800	12.5	5.9	4.8	2.2	7.5	190	20.4	6.2	94	105	1/4

All models: Hose int. 3/8" (10mm) - @90 PSI (@6.3 Bar)

Listed specifications are for reference only. Please check documents in each tool or on www.cp.com

RA1BL

SMALL & EFFICIENT

RA1

Same features as RA1BL with round shank

FEATURES
- Lightweight and compact pistol scaler
- Very small and robust construction

BENEFITS
- Good for work on small areas

RA2H

POWERFUL PISTOL SCALER

RA2C

Same features as RA2H with round 19/32" shank

FEATURES
- High power pistol scaler
- Robust steel construction

BENEFITS
- Very high power to weight ratio

GV5

POWERFUL PNEUMATIC HAMMER

FEATURES
- Pneumatic Hammer for heavy industrial application
- Safety lever furnished
- Hexagonal 3/4" (19,2 mm) Shank

BENEFITS
- Sturdy design for heavy applications
- Powerful and durable
- Ideal tool for heavy chipping or cutting applications

See accessories on pages 162 to 169

GENERAL MAINTENANCE | INDUSTRIAL MAINTENANCE & PRODUCTION | SUPER INDUSTRIAL

MODEL	PART NUMBER	BORE		STROKE		SHANK			BLOWS PER MINUTE	AIR CONS. @LOAD		WEIGHT		LENGTH		VIBRATION LEVEL ISO 28927 (M/S2)		SOUND PRESS.	SOUND POWER	AIR INLET
		in.	mm	in.	mm	shape	in.	mm	blows/min	cfm	l/s	lb	kg	in.	mm	a	K	ISO 15744 - dB(A)		in.
RA1	**615 174 0180**	0.5	13	1.7	45	Round	3/8	9.5	4,000	7.0	3.0	2.4	1.1	7.5	190	6.8	2.5	89	100	1/4
RA1BL	**615 174 0190**	0.5	13	1.7	45	Flatnose	3/8	9.5	4,000	7.0	3.0	2.4	1.1	7.5	190	6.8	2.5	89	100	1/4
RA2C	**615 174 0200**	0.7	18	2.2	58	Round	19/32	15	3,500	9.7	4.6	4.4	2.0	8.3	210	10.7	3.4	91	102	1/4
RA2H	**615 174 0210**	0.7	18	2.2	58	Hexagonal	1/2	12.5	3,500	9.7	4.6	4.4	2.0	8.3	210	10.7	3.4	91	102	1/4
GV5	**615 174 0170**	1.1	28	2	52.5	Hexagonal	3/4	19	2,400	17.6	8.3	11.2	5.1	15.0	385	19.8	7.9	95	106	1/2

All models: Hose int. 3/8" (10mm) - @90 PSI (@6.3 Bar).
Exept B15B: 5/8" (8mm) & GV5: 1/2" (13mm)

Listed specifications are for reference only. Please check documents in each tool or on www.cp.com

B15B ★★★

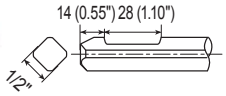

CHIPPER

FEATURES
- Straight chipping hammer
- Lightweight and Compact
- Easily converts to needle scaler

BENEFITS
- Great accessibility for hard to reach areas
- One hand operation
- Versatile tool

B18B ★★★

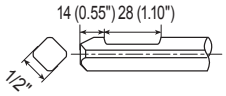

CHIPPER

FEATURES
- Cushion grip for better operator comfort
- Good power/weight ratio
- Great durability on all industrial maintenance applications

BENEFITS
- Great size and power guarantees maximum comfort to the operator in a wide range of applications
- Easy to change to needle scalers

B16B

Same features as B18B with straight shape

B19B ★★★

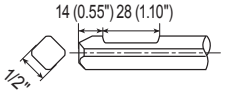

CHIPPER

B19B1

Same features as B19B with hexagonal 5/8" shank

FEATURES
- Cushion grip for better operator comfort
- Heavy duty chipping hammer
- Suitable for very intensive use

BENEFITS
- Robust construction and power allows to use on a very intensive use
- Easy to change to needle scalers

B21B ★★★

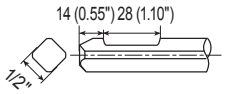

CHIPPER

FEATURES
- Cushion grip for better operator comfort
- Semi pistol chipping hammer
- Highest power in the range

BENEFITS
- Power to work on the toughest applications
- High material removal rate
- Semi pistol design increases ergonomics for the high power output

See accessories on pages 162 to 169

★ GENERAL MAINTENANCE ★★ INDUSTRIAL MAINTENANCE & PRODUCTION ★★★ SUPER INDUSTRIAL

MODEL	PART NUMBER	BORE		STROKE		SHANK			BLOWS PER MINUTE	AIR CONS. @LOAD		WEIGHT		LENGTH		VIBRATION LEVEL ISO 28927 (M/S2)		SOUND PRESS.	SOUND POWER	AIR INLET
		in.	mm	in.	mm	shape	in.	mm	blows/min	cfm	l/s	lb	kg	in.	mm	a	K	ISO 15744 - dB(A)		in.
B15B	**615 174 0230**	0.7	18	1.1	30	Qtr Oct WF	1/2	12.7	3,800	3.0	1.4	3.3	1.5	7.9	201	12.0	3.8	86	97	1/4
B16B	**615 174 0250**	0.9	23.5	1.4	35.6	Qtr Oct WF	1/2	12.7	3,000	5.5	2.6	4.4	2.0	9.1	231	24.0	4.0	86	97	1/4
B18B	**615 174 0270**	0.9	23.5	1.4	35.6	Qtr Oct WF	1/2	12.7	3,000	5.5	2.6	4.4	2.0	6.8	173	25.0	5.0	86	97	1/4
B19B	**615 174 0300**	1.1	28.6	1.5	39	Qtr Oct WF	1/2	12.7	2,200	8.0	3.8	6.6	3.0	7.5	191	33.0	8.0	92	103	1/4
B19B1	**615 174 0310**	1.1	28.6	1.5	39	Hexagonal	5/8	15.9	2,200	8.0	3.8	6.6	3.0	8.6	218	33.0	8.0	92	103	1/4
B21B	**615 174 0400**	1.3	33	1-15/16	49.2	Qtr Oct WF	1/2	12.7	2,200	8.5	4.0	8.8	4.0	12.2	310	_	_	87	98	1/4

All models: Hose int. 3/8" (10mm) - @90 PSI (@6.3 Bar)

Listed specifications are for reference only. Please check documents in each tool or on www.cp.com

B18BV

VIBRATION-DAMPED CHIPPER

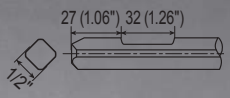

FEATURES

- Pistol vibration-damped needle scaler
- Good power/weight ratio
- Great durability on all industrial maintenance applications

BENEFITS

- Low vibration for smooth operation
- Perfect tools for long hours of operations
- Ideal for long hours of operation

B18BV

B16BV

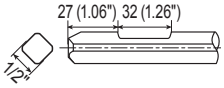

VIBRATION-DAMPED STRAIGHT CHIPPER

FEATURES

- Straight vibration-damped chipping hammer
- Good power/weight ratio
- Great durability on all industrial maintenance applications

BENEFITS

- Low vibration for smooth operation
- Ideal for long hours of operation
- One hand operation

B19BV

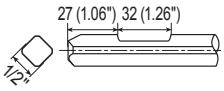

VIBRATION-DAMPED CHIPPER

FEATURES

- Pistol grip Vibration-damped needle scaler
- Cushion grip for better operator comfort
- Suitable for very intensive use

BENEFITS

- Low vibration for smooth operation
- Ideal for long hours of operation
- Heavy duty chipping hammer for very intensive use

See accessories on pages 162 to 169

GENERAL MAINTENANCE | INDUSTRIAL MAINTENANCE & PRODUCTION | SUPER INDUSTRIAL

MODEL	PART NUMBER	BORE		STROKE		SHANK			BLOWS PER MINUTE	AIR CONS. @LOAD		WEIGHT		LENGTH		VIBRATION LEVEL ISO 28927 (M/S2)		SOUND PRESS.	SOUND POWER	AIR INLET
		in.	mm	in.	mm	shape	in.	mm	blows/min	cfm	l/s	lb	kg	in.	mm	a	K	ISO 15744 - dB(A)		in.
B16BV	**615 174 0510**	0.9	23.5	0.4	11	Qtr Oct WF	1/2	12.7	2,400	5.1	2.4	6.2	2.8	16.7	425	2.7	1.2	89	100	1/4
B18BV	**615 174 0530**	0.9	23.5	0.4	11	Qtr Oct WF	1/2	12.7	2,400	4.2	2.0	6.8	3.1	16.5	420	2.7	1.2	88	99	1/4
B19BV	**615 174 0550**	1.4	34.4	0.7	20	Qtr Oct WF	1/2	12.7	3,000	4.4	2.1	9.0	4.1	17.7	450	4.2	2.6	93	104	1/4

All models: Hose int. 3/8" (10mm) - @90 PSI (@6.3 Bar)

Listed specifications are for reference only. Please check documents in each tool or on www.cp.com

B14A ★★★

PISTON SCALER, RAPID AND HARD-HITTING

FEATURES
- Single head piston scaler for versatile industrial applications
- Furnished tungsten carbide tipped cross bit

BENEFITS
- Light weight and easy to handle thanks to simple design
- Designed for versatile removal applications in both open and confined areas
- Ideal for removal of thick scale, heavy corrosion, and hard coatings

B23 ★★★

PISTON SCALER, RAPID AND HARD-HITTING

FEATURES
- Triple head piston scaler for heavy industrial application
- Includes tungsten carbide tipped cross bit
- Includes side handle to assist with aggressive material removal

BENEFITS
- Easy to handle thanks to simple design
- Designed for intensive removal applications
- Ideal for removal of thick scale, heavy corrosion, and hard coatings

See accessories on pages 162 to 169

★ GENERAL MAINTENANCE ★★ INDUSTRIAL MAINTENANCE & PRODUCTION ★★★ SUPER INDUSTRIAL

MODEL	PART NUMBER	BORE		STROKE		SHANK			BLOWS PER MINUTE	AIR CONS. @LOAD		WEIGHT		LENGTH		VIBRATION LEVEL ISO 28927 (M/S2)		SOUND PRESS.	SOUND POWER	AIR INLET
		in.	mm	in.	mm	shape	in.	mm	blows/min	cfm	l/s	lb	kg	in.	mm	a	K	ISO 15744 - dB(A)		in.
B14A	**615 174 0220**	1.1	27	1	26.5		-	-	2,800	9.0	0.1	5.5	2.5	18.2	462	4.9	6.9	88	99	1/4
B23	**615 174 0420**	1.1	27	1	26.5		-	-	2,800	16.0	0.1	8.1	3.7	18.0	456	23.2	32.5	92	103	1/4

All models: Hose int. 3/8" (10mm) - @90 PSI (@6.3 Bar).

Listed specifications are for reference only. Please check documents in each tool or on www.cp.com

The CP93 Series Benefits

DURABLE AND ROBUST

- Durability in demanding applications
- Secure grip for maximum safety
- Easy chisel replacement

CP9362-2R

FEATURES

NEW

- Compact dimensions gooseneck grip
- Adjustable steel exhaust deflector
- Easy chisel replacement design

NOT FOR CE MARKET

CP9362-2R

CP9362-2H

Same features as CP9362-2H with 12.6" (320 mm) and hexagonal shank

NOT FOR CE MARKET

See accessories on pages 162 to 169

CP9363-3R

NEW

NOT FOR CE MARKET

FEATURES

- Robust and ergonomic gooseneck grip
- Adjustable steel exhaust deflector
- Easy chisel replacement design

CP9363-1R/1H

Same features as CP9363-3R: 14" (355 mm) length and available in both round and hexagonal shanks

CP9363-2R/2H

Same features as CP9363-3R: 15.4" (390 mm) length and available in both round and hexagonal shanks

CP9363-3H

Same features as CP9363-3R: 17.3" (440 mm) length and hexagonal shank

CP9363-4R/4H

Same features as CP9363-3R: 18.5" (470 mm) length and available in both round and hexagonal shanks

NOT FOR CE MARKET

GENERAL MAINTENANCE | INDUSTRIAL MAINTENANCE & PRODUCTION | SUPER INDUSTRIAL

MODEL	PART NUMBER	BORE		STROKE		SHANK			BLOWS PER MINUTE	AIR CONS. @LOAD		WEIGHT		LENGTH		VIBRATION LEVEL ISO 28927 (M/S2)		SOUND PRESS.	SOUND POWER	AIR INLET
		in.	mm	in.	mm	shape	in.	mm	blows/min	cfm	l/s	lb	kg	in.	mm	a	K	ISO 15744 - dB(A)		in.
CP9362-2R	615 161 2010	0.9	22	1.75	44	Round	.680	17.2	2,800	23.0	10.9	7.4	3.4	12.6	320	10.0	2.7	98.3	109	3/8
CP9362-2H	615 161 2020	0.9	22	1.75	44	Hexagonal	.580	14.7	2,800	23.0	10.9	7.4	3.4	12.6	320	10.0	2.7	98.3	109	3/8
CP9363-1R	615 161 2030	1.1	29	1	25	Round	.680	17.2	2,750	28.0	13.2	15.0	6.8	14.0	355	12.8	2.8	102,8	114	3/8
CP9363-1H	615 161 2040	1.1	29	1	25	Hexagonal	.580	14.2	2,750	28.0	13.2	15.0	6.8	14.0	355	12.8	2.8	102,8	114	3/8
CP9363-2R	615 161 2050	1.1	29	2	51	Round	.680	17.2	2,100	30.0	14.0	16.2	7.4	15.4	390	13.8	2.9	101,3	112	3/8
CP9363-2H	615 161 2060	1.1	29	2	51	Hexagonal	.580	14.2	2,100	30.0	14.0	16.2	7.4	15.4	390	13.8	2.9	101,3	112	3/8
CP9363-3R	615 161 2070	1.1	29	2.5	64	Round	.680	17.2	1,750	32.0	15.0	16.9	7.7	17.3	440	14.4	3.1	103,7	115	3/8
CP9363-3H	615 161 2080	1.1	29	2.5	64	Hexagonal	.580	14.2	1,750	32.0	15.0	16.9	7.7	17.3	440	14.4	3.1	103,7	115	3/8
CP9363-4R	615 161 2090	1.1	29	4	102	Round	.680	17.2	1,600	33.0	15.7	18.4	8.4	18.5	470	16.2	3.3	104,1	115	3/8
CP9363-4H	615 161 2100	1.1	29	4	102	Hexagonal	.580	14.2	1,600	33.0	15.7	18.4	8.4	18.5	470	16.2	3.3	104,1	115	3/8

All models: Hose int. 3/8" (10mm) - @90 PSI (@6.3 Bar)

Listed specifications are for reference only. Please check documents in each tool or on www.cp.com

CP9373-2R/2H

Same features as CP9373-3R with 14.6" (370 mm) long and available in both round and hexagonal shanks

CP9373-3H

Same features as CP9373-3R with 15.7" (400 mm) and hexagonal shank

CP9373-4R/4H

Same features as CP9373-3R with 16.7" (425 mm) long and available in both round and hexagonal shanks

NOT FOR CE MARKET

CP9373-3R

NEW

FEATURES

- Secure and durable D-handle grip
- Heavy duty 4 bolt construction
- Rubber exhaust deflector

NOT FOR CE MARKET

CP9373-3R

CHISEL PROFILES

- Castings cleaning, deburring
- Scaling applications
- Weld flux chipping
- Rivet busting
- Concrete mixers cleaning

CP93..-.H (HEXAGONAL SHANK) ROUND/ OVAL COLLAR

.580 HEX / OVAL COLLAR

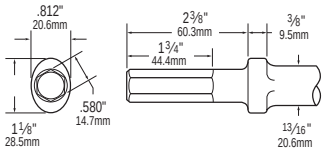

.580 HEX / ROUND COLLAR

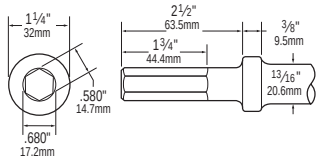

CP93..-.R (ROUND SHANK) ROUND/ OVAL COLLAR

.680 ROUND / OVAL COLLAR

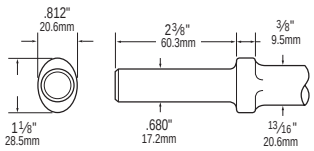

.680 ROUND / ROUND COLLAR

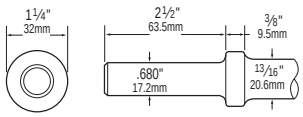

See accessories on pages 162 to 169

GENERAL MAINTENANCE | INDUSTRIAL MAINTENANCE & PRODUCTION | SUPER INDUSTRIAL

MODEL	PART NUMBER	BORE		STROKE		SHANK			BLOWS PER MINUTE	AIR CONS. @LOAD		WEIGHT		LENGTH		VIBRATION LEVEL ISO 28927 (M/S2)		SOUND PRESS.	SOUND POWER	AIR INLET
		in.	mm	in.	mm	shape	in.	mm	blows/min	cfm	l/s	lb	kg	in.	mm	a	K	ISO 15744 - dB(A)		in.
CP9373-2R	**615 161 2110**	1.1	29	2	51	Round	.680	17.2	2,600	30.0	14.0	17.9	8.2	14.6	370	12.4	3.9	99,6	111	7/8
CP9373-2H	**615 161 2120**	1.1	29	2	51	Hexagonal	.580	14.2	2,600	30.0	14.0	17.9	8.2	14.6	370	12.4	3.9	99,6	111	7/8
CP9373-3R	**615 161 2130**	1.1	29	2.5	64	Round	.680	17.2	2,150	31.0	14.9	19.3	8.8	15.7	400	13.7	3.1	99,3	110	7/8
CP9373-3H	**615 161 2140**	1.1	29	2.5	64	Hexagonal	.580	14.2	2,150	31.0	14.9	19.3	8.8	15.7	400	13.7	3.1	99,3	110	7/8
CP9373-4R	**615 161 2150**	1.1	29	4	102	Round	.680	17.2	1,700	33.0	15.7	20.1	9.2	16.7	425	14.3	2.9	99,9	111	7/8
CP9373-4H	**615 161 2160**	1.1	29	4	102	Hexagonal	.580	14.2	1,700	33.0	15.7	20.1	9.2	16.7	425	14.3	2.9	99,9	111	7/8

All models: Hose int. 3/8" (10mm) - @90 PSI (@6.3 Bar)

Listed specifications are for reference only. Please check documents in each tool or on www.cp.com

B20 ★★★

LONG REACH SCALER

FEATURES

- Long reach scaler, 55.1" (1,400 mm)
- Hexagonal shank 5/8"

BENEFITS

- Three tools in one: chipping, scraping and de-scaling using a wide range of accessories
- High efficiency, with low air consumption
- Ideal for chipping, scraping, de-scaling

B20

B20-00

Flexible and low air consumption

B20-0

Handy handle length 43.3" (1,100 mm) covers all basic applications

B20-1

Longest reach handle 68" (1,730 mm) enables the widest range of scaling work

B20L

Aluminum body to reduce weight

B20L-1

Lightweight and suitable for vertical work

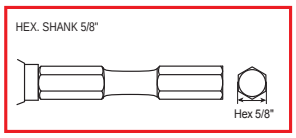





See accessories on pages 162 to 169

GENERAL MAINTENANCE ★ | INDUSTRIAL MAINTENANCE & PRODUCTION ★★ | SUPER INDUSTRIAL ★★★

MODEL	PART NUMBER	BORE		STROKE		SHANK			BLOWS PER MINUTE	AIR CONS. @LOAD		WEIGHT		LENGTH		VIBRATION LEVEL ISO 28927 (M/S2)		SOUND PRESS.	SOUND POWER	AIR INLET
		in.	mm	in.	mm	shape	in.	mm	blows/min	cfm	l/s	lb	kg	in.	mm	a	K	ISO 15744 - dB(A)		in.
B20	**615 174 0340**	1.1	28.6	1.3	39	Hexagonal	5/8	15.9	2,200	4.5	2.1	12.2	5.5	55.1	1400	13.1	18.3	86	97	1/4
B20-0	**615 174 0350**	1.1	28.6	1.3	39	Hexagonal	5/8	15.9	2,200	5.5	2.1	10.8	4.9	43.3	1100	16.6	23.2	83	94	1/4
B20-00	**615 174 0360**	1.1	28.6	1.3	39	Hexagonal	5/8	15.9	2,200	6.5	2.1	8.2	3.7	28.0	710	20.5	28.7	84	95	1/4
B20-1	**615 174 0370**	1.1	28.6	1.3	39	Hexagonal	5/8	15.9	2,200	7.5	2.1	13.5	6.1	68.1	1730	14.2	19.9	84	95	1/4
B20L	**615 174 0380**	1.1	28.6	1.3	39	Hexagonal	5/8	15.9	2,200	8.5	2.1	7.5	3.4	55.5	1410	21.2	29.6	86	97	1/4
B20L-1	**615 174 0390**	1.1	28.6	1.3	39	Hexagonal	5/8	15.9	2,200	9.5	2.1	8.4	9.4	67.3	1710	19.8	27.7	84	95	1/4

All models: Hose int. 3/8" (10mm) - @90 PSI (@6.3 Bar)

Listed specifications are for reference only. Please check documents in each tool or on www.cp.com

Bench Sand Rammers

CP0200B18-2F ★★★

COMPACT AND LIGHTWEIGHT

FEATURES
- High effiency due to the high bpm
- Extra durability due to heat treated parts
- Safety lever included

BENEFITS
- Ideal for foundry applications
- Comfortable operation and high production
- Bench rammers used for casting sand in cylinders and large molds

CP0200B22-2F/B25-2F

Same features as CP0200B18-2F and available in both 0.9" (22 mm) / 1" (25.4 mm) bores

CP0200B18/B22/B25

Same features as CP0200B18-2F and available in both 0.7" (18 mm) / 1" (25.4 mm) bores without safety lever

Floor Sand Rammers

CP0200B18L-2F ★★★

HEAVY COMPRESSING APPLICATION

FEATURES
- Powerful yet lightweight rammers
- Extended models for comfortable use
- Safety lever included

BENEFITS
- Ideal for foundry applications
- Floor rammer to be used in standing position to compact sand at floor level

CP0200B22L-2F/B25L-2F/B32L-2F

Same features as CP0200B18L-2F and available in both 0.9" (22 mm) / 1" (25 mm) / 1.3" (32 mm) bores

CP0200B18L/22L/B25L/B32L

Same features as CP0200B18L-2F and available in both 0.7" (18 mm) / 0.9" (22 mm) / 1.3" (32 mm) bores but without safety lever

See accessories on pages 162 to 169

★ GENERAL MAINTENANCE ★★ INDUSTRIAL MAINTENANCE & PRODUCTION ★★★ SUPER INDUSTRIAL

MODEL	PART NUMBER	STRIKE FREQUENCY	BORE		STROKE		BUTT DIAMETER		LENGTH		WEIGHT		AIR CONSUMPTION @LOAD		AIR INLET	INNER HOSE DIA.		SOUND PRESS.	SOUND POWER	VIBRATION LEVEL ISO 28927 (M/S2)	
		bpm	in.	mm	in.	mm	in.	mm	in.	mm	lb	kg	cfm	l/s	in.	in.	mm	!ISO 15744 - dB(A)		a	K
CP0200B18	615 161 8010	1,800	0.7	18	2	50	1.61	41	11.0	280	3.3	1.5	14.1	6.7	1/4	3/8	10	95	106	19.4	5.9
CP0200B22	615 161 8030	1,020	0.9	22	2.5	64	2.01	51	13.8	350	6.6	3.0	17.7	8.4	3/8	3/8	10	95	106	19.4	6.1
CP0200B25	615 161 8050	780	1.0	25.4	3.2	83	2.64	67	19.9	506	12.1	5.5	24.7	11.7	3/8	1/2	13	95	106	24.3	7.6
CP0200B18L	615 161 8080	1,800	0.7	18	2	50	1.61	41	22.0	558	4.4	2.0	14.1	6.7	1/4	3/8	10	95	106	13.9	4.2
CP0200B22L	615 161 8100	1,020	0.9	22	2.5	64	2.01	51	24.9	633	7.2	3.3	17.7	8.4	1/4	3/8	10	95	106	17.7	5.4
CP0200B25L	615 161 8120	780	1.0	25.4	3.2	83	2.64	67	41.0	1044	13.2	6.0	24.7	11.7	1/2	1/2	13	95	106	19.1	5.8
CP0200B32L	615 161 8070	720	1.3	32	5	127	2.95	75	42.7	1087	22.0	10.0	28.3	13.4	1/2	1/2	13	95	106	26.0	7.8
CP0200B18-2F	615 161 8020	1,800	0.7	18	2	50	1.61	41	11.0	280	3.3	1.5	14.1	6.7	1/4	3/8	10	95	106	19.4	5.9
CP0200B22-2F	615 161 8040	1,020	0.9	22	2.5	64	2.01	51	13.8	350	6.6	3.0	17.7	8.4	3/8	3/8	10	95	106	19.4	6.1
CP0200B25-2F	615 161 8060	780	1.0	25.4	3.2	83	2.64	67	19.9	506	12.1	5.5	24.7	11.7	3/8	1/2	13	95	106	24.3	7.6
CP0200B18L-2F	615 161 8090	1,800	0.7	18	2	50	1.61	41	22.0	558	4.4	2.0	14.1	6.7	1/4	3/8	10	95	106	13.9	4.2
CP0200B22L-2F	615 161 8110	1,020	0.9	22	2.5	64	2.01	51	24.9	633	7.2	3.3	17.7	8.4	1/4	3/8	10	95	106	17.7	5.4
CP0200B25L-2F	615 161 8130	780	1.0	25.4	3.2	83	2.64	67	41.0	1044	13.2	6.0	24.7	11.7	1/2	1/2	13	95	106	19.1	5.8
CP0200B32L-2F	615 161 8140	720	1.3	32	5	127	2.95	75	42.7	1087	22.0	10.0	28.3	13.4	1/2	1/2	13	95	106	26.0	7.8

All models: Hose int. 3/8" (10mm) - @90 PSI (@6.3 Bar)
Exept B25, B32: 1/2" (13mm)

Listed specifications are for reference only. Please check documents in each tool or on www.cp.com

Accessories - Chipping

CHISELS

TYPE OF SHANK

Round .401"

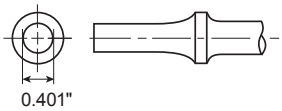

CP7111, CP714, CP716

Hex .401"

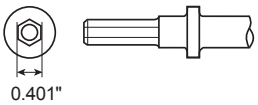

CP7111H

Round .498"

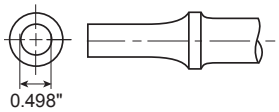

CP717

DRAWING	DESCRIPTION	LENGTH		WIDTH		SHANK		
		in	mm	in	mm	ROUND .401"	HEX .401"	ROUND .498"
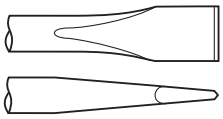	Flat Chisel	7	178	0.5	12.7	**A008542**		
		7	178	0.625	16			**A047073**
		7	178	0.75	19	**A046073**	**CA155786**	
		18	457	0.75	19	**A046080**		
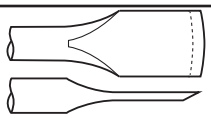	Undercoat Goo Scraper	6.5	165	1	25	**A046072**		
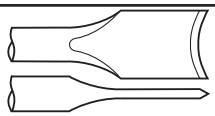	Spot Weld Splitter	7	178	1	25	**A046075**	**CA155792**	
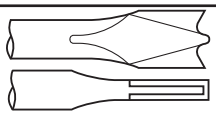	Twin Blade Panel Cutter	7	178	1	25	**A046071**	**CA155784**	**A047071**
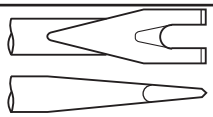	Nut Splitter	10	254	0.75	19	**A046044**		
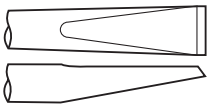	Rivet Cutter	6	152	0.75	19			**A047050**
		6,5	165	0.625	16	**A046050**	**CA155778**	
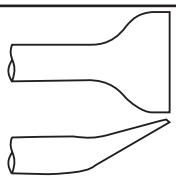	Angle Scaling	7	178	1.25	32	**A046063**	**CA155780**	**A047051**
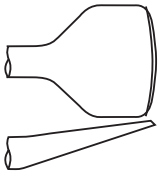	Scraper	6	152	1.75	44	**A133907**		
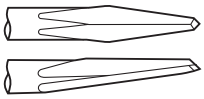	Diamond Point	7	178	0.3	7.6	**A046064**	**CA155782**	
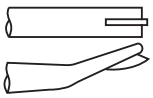	Edging Chisel	5.375	137	0.625	16	**A046076**		

Accessories - Chipping

CHISELS

TYPE OF SHANK

Round .401"



CP7111, CP714, CP716

Hex .401"

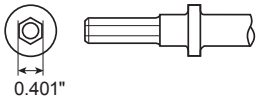

CP7111H

Round .498"

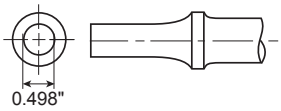

CP717

DRAWING	DESCRIPTION	LENGTH		WIDTH		SHANK		
		in	mm	in	mm	ROUND .401"	HEX .401"	ROUND .498"
	Blank Chisel* *Needs heat treatment	7	178	0.512	13	**A046074**	**CA155790**	
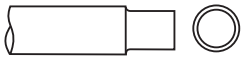	Straight Punch	7	178	0.498	12.5			**A047074**
	Tapered Punch	7	178	0.3	7.6			**A047078**
	Tapered Punch	7	178	0.1	2.5	**A046078**	**CA157107**	
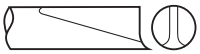	Bushing Splitter	7	178	-	-			**A047052**
	Tie Rod (Universal Joint)	4.25	108	0.625	16	**A046057**		**A047057**
	Rivet Removal	3.5	89	0.125	3	**A046087**		
		3.5	89	0.188	5	**A046088**		
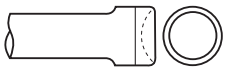	Rivet Removal	3.5	89	0.25	6	**A046089**		
	Smoothing Hammer	3	76	1.25	32	**A046090**		**A047091**
		3	76	1.75	44	**A046091**		
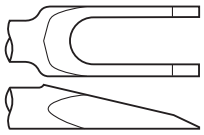	Separator Fork	7	178	0.75	19			**A047059**
		7	178	1.25	32			**A047061**

Accessories - Chipping

CHISELS

TYPE OF SHANK

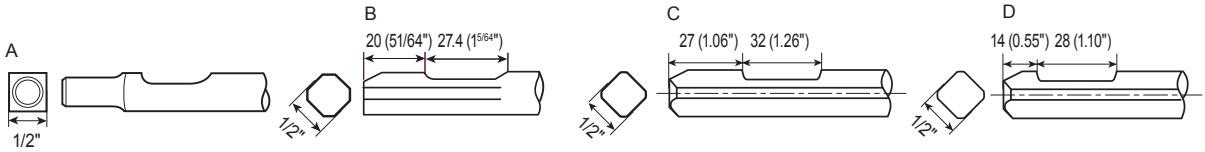

CP7120, CP9356 | CP0456 | B16BV, B18BV, B19BV | B15B, B16B, B18B, B19B, B21B

DRAWING	DESCRIPTION	LENGTH		WIDTH		SHANK			
		in	mm	in	mm	A	B	C	D
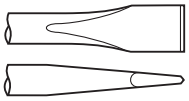	Flat Chisel	4	102	0.625	16	**WP123997**			
		7	178	0.75	19	**205 051 2803**		**615 804 4430**	**615 804 6180**
		7.5	191	0.625	16	**WP123996**			
		7.5	191	0.75	19		**P073225**		
		10	254	0.75	19				**615 804 6200**
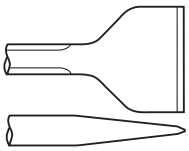	Wide Scaling	7	178	1.375	35	**WP123998**			
		7	178	2	50	**894 016 2308**		**615 003 9000 ATEX**	**615 804 6210 ATEX**
		7	178	2.5	64			**615 804 4450**	**615 804 6190**
		8.38	213	1.75	44		**P070982**		
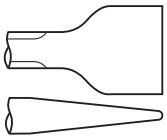	Rounded Point	3.75	95	1.25	32		**P072213**		
		9	229	1.25	32		**P084175**		
		12	305	1.25	32		**P084176**		
		18	457	1.25	32		**P084177**		
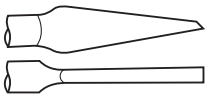	Cape Chisel	7	178	0.1	2,5		**P073224**		
		8	203	0.25	6			**615 804 0620**	
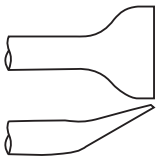	Angle Scaling	6.5	165	1.375	35	**WP123999**			
		7	178	1.375	35		**P084376**	**615 804 4440**	**615 804 6220**
	Diamond Point	7.5	191	0.25	6	**WP123995**	**P073223**		
	Blank Chisel* *Needs heat treatment	7	178	0.5	12.7	**WP123994**			
	Pointed Chisel	7	180	-	-	**205 051 2793**			

Accessories - Chipping

CHISELS

TYPE OF SHANK

A

3/8" (9.5 mm)



RA1

B

3/8" (9.5 mm)

RA1BL

DRAWING	DESCRIPTION	LENGTH		WIDTH		SHANK	
		in	mm	in	mm	A	B
	Flat Chisel	5.7	145	0.25	6		**615 041 1140**
		5.9	150	0.375	9.5	**615 040 1150**	
		7.9	200	0.25	6		**615 041 1200**
	Blank Chisel* *Needs heat treatment	9.9	250	0.25	6	**615 804 4370**	
	Straight Chisel	9.9	250	0.25	6	**615 804 4380**	

TYPE OF SHANK

A

19/32" (15 mm)

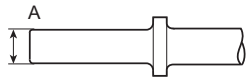

RA2C

B

12.5 mm

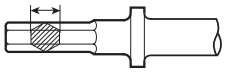

RA2H

DRAWING	DESCRIPTION	LENGTH		WIDTH		SHANK	
		in	mm	in	mm	A	B
	Flat Chisel	7.3	185	0.625	16	**615 045 1180**	**615 046 1180**
		9.9	250	0.625	16	**615 804 0880**	**615 804 0890**
		12.2	310	0.625	16		**615 804 4310**
		19.7	500	0.625	16		**615 804 0900**
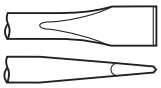	Flat Chisel	12.2	310	0.95	24		**615 804 4400**
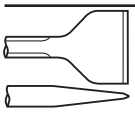	Wide Scaling	9.9	250	2	50		**615 804 4210**
	Blank Chisel* *Needs heat treatment	6.9	175	0.625	16		**615 046 0170**
		9.45	240	0.625	16		**615 046 0240**
	Pick Chisel	7.3	185		-	**615 045 2180**	**615 046 2180**
		9.9	250		-		**615 804 0920**
	Blade Cutter	7.7	195	0.55	14		**615 046 9200**

Accessories - Chipping

CHISELS

TYPE OF SHANK

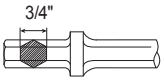

GV5

DRAWING	DESCRIPTION	LENGTH		WIDTH		SHANK
		in	mm	in	mm	A
	Flat Chisel	11.8	300	0.75	19	**615 804 0950**
		19.7	500	0.75	19	**615 804 0960**
	Pick Chisel	11.8	300		-	**615 804 0930**
		19.7	500		-	**615 804 0940**
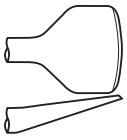	Scraper	9.9	250	2.4	60	**615 804 0970**

TYPE OF SHANK

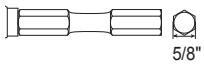

B20 series, B19B1

DRAWING	DESCRIPTION	LENGTH		WIDTH		SHANK
		in	mm	in	mm	A
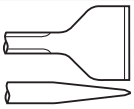	Flat Chisel	9	229	2	50	**615 002 9000 ATEX**
		9	229	2	50	**615 804 4420**
	Asphalt Cutter	8	203	4	100	**615 804 4410**
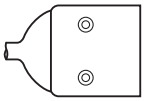	Scraper	-	-	4	102	**615 002 9010**
Blades for Scraper x5						**615 250 5270**
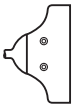	Scraper	-	-	8	203	**615 002 9020**
Blades for Scraper x5						**615 250 5280**
	Comb Holder	8	203	-	-	**615 002 9030**
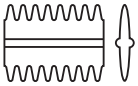	Comb Blades	-	-	1	25	**615 250 5390**

CHISELS

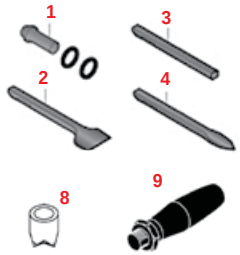

MODEL	ITEM	DESCRIPTION	PART NO.
CP9361	1	Anvil for use with chisels & blank	P054207
	2	Flat chisel	P054183
	3	Chisel blank	P054184
	4	Round nose chisel	P054182
	-	Carying case	P137979
B14/B23	8	Cross bit, conical shank (carbide tipped)	615 250 5450
	9	Side handle	615 576 5130
	.	Washer	615 746 5290

NEEDLES

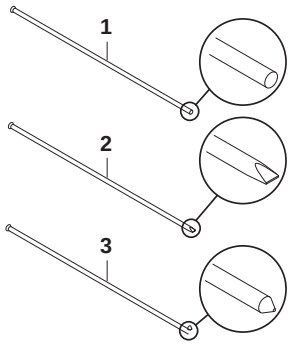

1 - Flat type : Light treatment and polishing effect

2 - Chisel Type : Light surface marking

3 - Pointed Type : Very hard scale

Anti spark needles. Cold Spark for use in potentially explosive areas.

Stainless Steel needles. For use in applications where corrosion or humidity presents a problem such as food processing industry

MODEL USED	TYPE	DIAMETER		LENGTH		QTY IN PACKAGE	PART NUMBER
		in.	mm	in	mm		
CP7125, B15M	1	5/64	2	7	178	29	NP123905
CP0952	1	5/64	2	7	178	53	NP123906
CP7125, B15M, B16M, B18M, B19M	1	5/64	2	7	178	100	615 399 8160
CP7115	1	1/8	3	5	127	12	895 101 1498
CP7120, CP7125, B16M, B16MV, B18M, B18MV, CP0456, CP9356	1	1/8	3	5	127	19	P136403
B15M, CP0951	1	1/8	3	7	178	12	NP123901
CP7120, CP7125, B16M, B16MV, B18M, B18MV, CP0456, CP9356	1	1/8	3	7	178	19	894 015 9860
	1 **(High grade steel)**	1/8	3	7	178	19	P100146
	1 **(Stainless steel)**	1/8	3	7	178	19	P106454
CP0952	1	1/8	3	7	178	23	NP123902
B19M, B19MV	1	1/8	3	7	178	28	NP123903
CP7120, CP7125, B15M, B16M, B16MV, B18M, B18MV, B19M, B19MV, B21M, CP0456	1	1/8	3	7	178	100	615 399 8170
	1 **(Anti-sparking)**	1/8	3	7	178	100	894 017 1565
	1	1/8	3	7	178	250	NP137638
	2	1/8	3	7	178	100	615 399 8190
	3	1/8	3	7	178	100	615 399 8210
B19M, B21M	1	5/32	4	7	178	100	615 399 8180
	3	5/32	4	7	178	100	615 399 8220

NEEDLE HOLDERS

The CP tools can use different types of needles to fit a wider range of applications

MODEL USED	CAPACITY		
	5/64" (2 mm)	1/8" (3 mm)	5/32" (4 mm)
CP0952	**NP123918** (Qty 53)	**NP123922** (Qty 23)	
CP7125	**895 101 1512** (Qty 29)	**895 101 1513** (Qty 19)	
B15M	**615 250 5310** (Qty 29)	**615 250 5210** (Qty 12)	
B16M	**615 250 5320** (Qty 51)	**615 250 5140** (Qty 19)	
B18M	**615 250 5320** (Qty 51)	**615 250 5140** (Qty 19)	
B19M	**615 250 5430** (Qty 65)	**615 250 5170** (Qty 28)	**615 250 5330** (Qty 19)
B21M		**615 250 5370** (Qty 49)	**615 250 5290** (Qty 35)

RUBBER BUTTS FOR SAND RAMMERS

PART NUMBER	SIZE						MODEL
	D		d		H		
	in.	mm	in.	mm	in.	mm	
541 205 5532	2.0	51	0.46	11.8	2.36	60	CP0200-B18 Series
541 205 5534	2.0	51	0.54	13.75	2.36	60	CP0200-B22 Series
541 205 5535	2.64	67	0.68	17.25	3.15	80	CP0200-B25 Series
541 205 5536	2.95	75	0.74	18.75	3.62	92	CP0200-B32 Series

Accessories & Dimensions - Chipping

TOOL RETAINERS

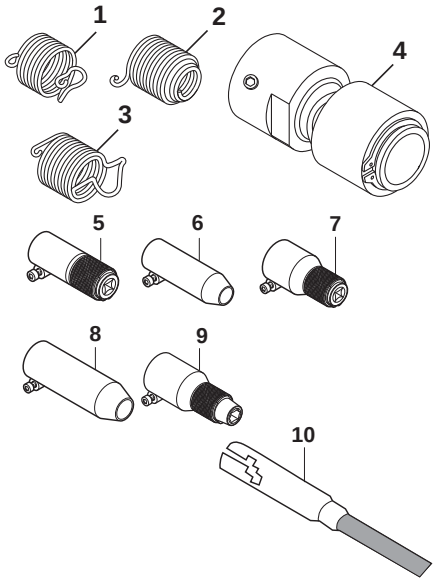

MODEL USED	TYPE	PART NUMBER	DESCRIPTION
CP7111 / CP714	1	205 048 7413	Quick Change
	1	A046095	Heavy Duty Quick Change
	2	A046096	Bee hive
	3	205 052 5333	Zip Change
	3	A046094	Heavy Duty Zip Change made in USA
	4	894 015 8924	Posi Lock Quick Change
	4	A121721	Heavy Duty Posi Lock Quick Change made in USA
CP716	1	CA157640	Quick Change
CP717	1	A047095	Quick change retainer
	2	A047096	Bee hive
B15B(M)	5	615 250 5240	1/2" Square Tool Retainer
	6	615 250 5230	Round adjustable sleeve
B16B(M) / B18B(M)	5	615 250 5250	1/2" Square Tool Retainer
B19B(M)	7	615 250 5380	1/2" Square Tool Retainer
	8	615 250 5190	Round adjustable sleeve
B19B1	9	615 250 5260	5/8" Hexagonal Tool Retainer
B21B(M)	7	615 250 5360	1/2" Square Tool Retainer
CP9356	10	P136983	Round Nose

DIMENSIONS

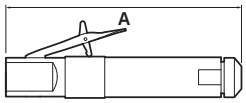

MODEL	A	
	in.	mm
B15B	8	201
B16B	9	231
B16BV	16.7	425
CP7115	11.4	290
CP0951	13.4	340
CP7120	18	457
CP9356NS	9,4	238
CP9356WF	9.4	238
CP0456 LASAN	16.3	413
CP0456 LESAR	8.6	219
B15M	13.2	335
B16M	14.4	366
B16MV	14.2	360

For B20 series dimensions, please see the specifications table p.160

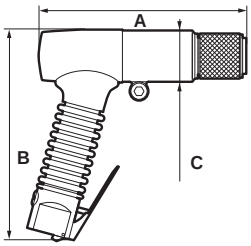

AIR SCRIBE	A	
	in.	mm
CP9361	5.0	147
CP9160	5.8	127

PISTOL SHAPE	A		B		C	
	in	mm	in	mm	in	mm
CP7111	7.5	190	5.7	145	1.6	40
CP714	7.7	195	6.1	155	2	50
CP717	8.7	220	6.1	155	2.4	60
CP716	7.5	190	-	-	1.6	40
CP7125	12.4	315	4.7	120	1.7	45
RA1	7.5	190	5,1	130	1.2	30
RA1BL	7.5	190	5,1	130	1.2	30
RA2C	8.3	210	5,9	150	1.6	40
RA2H	8.3	210	5,9	150	1.6	40
GV5	15.2	385	-	-	-	-
B18B	6.8	173	6,7	170	1.7	43
B19B	7.5	191	7	180	2	51
B19B1	8.6	218	7	180	2	51
B21B	12.2	310	6,5	165	2.4	60
B18BV	16.5	420	7	180	2	50
B19BV	17.7	450	7	180	2.3	58
B18M	12.4	315	6,7	170	1.9	48
B19M	13.5	342	6,7	177	2.4	60
B21M	19.0	484	6,5	165	2.6	66
B18MV	13.4	340	7	180	2	50
B19MV	14.8	375	7	180	2.3	58
CP0952	12.6	320	-	-	2.5	64

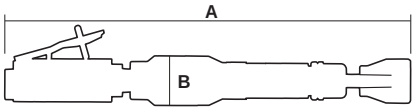

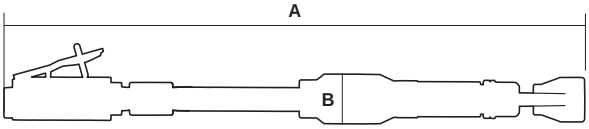

SAND RAMMERS	A		B	
	in	mm	in	mm
CP0200B18-2F	15.4-17.3	390-440	1.8	46
CP0200B22-2F	18.3-20.8	465-529	2.0	50
CP0200B25-2F	24.8-28-1	630-713	2.4	60
CP0200B18L-2F	21.3-23.3	542-592	1.8	46
CP0200B22L-2F	24.2-26.7	614-678	2.0	50
CP0200B25L-2F	40.9-44.1	1038-1121	2.4	60
CP0200B32L-2F	44.2-49.2	1123-1250	2.7	68

DIMENSIONS

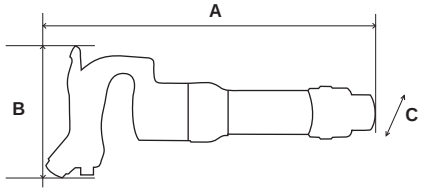

GOOSENECK HANDLE	A		B		C	
	in	mm	in	mm	in	mm
CP9362-2R/2H	12.6	320	5.9	150	2.4	62
CP9363-1R/1H	14.0	355	6.7	170	3	76
CP9363-2R/2H	15.4	390	6.7	170	3	76
CP9363-3R/3H	17.3	440	6.7	170	3	76
CP9363-4R/4H	18.5	470	6.7	170	3	76

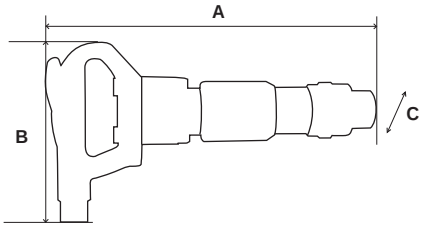

D-HANDLE	A		B		C	
	in	mm	in	mm	in	mm
CP9373-2R/2H	14.6	370	8.7	220	3.1	80
CP9373-3R/3H	15.7	400	8.7	220	3.1	80
CP9373-4R/4H	16.7	425	8.7	220	3.1	80

Kits

CP717 Kit

Part No. T025365
Kit includes:

T020120	CP717 Hammer
A047071	Twin Blade Panel Cutter
A047050	Rivet Cutter
A047091	1-1/4" Smoothing Hammer
A047074	Straight Punch

CP714 Kit

Part No. T025364
Kit includes:

T012735	CP714 Hammer
A046073*	Flat Chisel
A046078*	Tapered Punch
A046074	Blank Chisel
A046071	Twin Blade Panel Cutter

*Kit comes with 5" chisel, accessories aside with 7" chisel

CP9361-1

Part No. T011970
Kit includes:

P043886	Air hose - 3/16" (5mm) bore - L: 8 ft (2.4m)
P056381	Air Filter assembly
P054177	Stylus - carbide tipped
P054207	Anvil for use with chisels & blank
P054183	Flat chisel
P054184	Chisel blank
P054182	Round nose chisel
P137979	Carrying case

CP7111 Kit

Part No. 894 117 1110
Kit includes:

894 107 1110	CP7111 Hammer
A046073	Flat Chisel
A046078	Tapered Punch
A046075	Spot Weld Splitter
-	Single Blade Panel Cutter
A046076	Edging Chisel
205 048 7413	Quick Change Retainer
205 052 4123	Oiler

CP7111HEX Kit

Part No. 894 117 1111
Kit includes:

894 107 1111	CP7111H Hammer
CA155786	Flat Chisel
CA157107	Tapered Punch
CA155792	Spot Weld Splitter
-	Single Blade Panel Cutter
-	Edging Chisel
205 048 7413	Quick Change Retainer
205 052 4123	Oiler

TUNE-UP KITS

MODEL	TUNE-UP KIT
CP7120	**205 050 6933**
CP7125	**894 016 9838**
CP7115	**894 016 9996**
CP7111/7111H	**205 050 6823**
CP9160	**205 050 6913**
CP0200B..(L)-2F	**894 017 0210**
CP9363-x	**615 398 8300**
CP9373-x	**615 398 8310**

Notes

CP ToolBox

Available on the App Store

Google play

Get the free CP ToolBox

Scan this QR code or visit www.cp.com/app

Browse the complete CP product range in just a few taps.

Specifications, part breakdowns, manuals, and more at your fingertips. CP ToolBox offers comprehensive tool information anytime, even in locations without an internet connection.

SPECIATLY TOOLS

CP OFFERS A WIDE RANGE OF SPECIALTY TOOLS TO ENHANCE THE DEPTH OF ITS PRODUCT PORTFOLIO

- RIVETERS

- CAULKING GUNS

- ENGRAVING PENS

- SAWS

- TIRE BUFFERS

- HIGH SPEED CUTTERS

- NIBBLERS

- AIR FILES

- SHEARS

Riveting & Caulking

CP9883

3/16" 4.8 mm rivet max capacity

80 dB(A) QUIET VERSION

LIGHTWEIGHT & STRONG

FEATURES
- Air riveters for General Maintenance or Light-duty Production
- Compact size and composite body

BENEFITS
- Ideal for versatile applications
- Durable, reliable and easy to service
- Maximize operator comfort

CP9884

Similar features as CP9883 for longer rivet capacity: 1/4" (6.4 mm)

CP9885

Standard Cartridge
2" x 8-1/2" (50 x 210 mm)

80 dB(A) QUIET VERSION

AIR CAULKING GUN

AIR FLOW REGULATOR INCLUDED

FEATURES
- Durable lightweight design
- Trigger controlled material flow
- Accepts standard cartridges: 2" x 8-1/2" (50x210 mm)

BENEFITS
- Labor time saving
- Easy to handle
- Operator comfort

CP9882

3/16" 4.8 mm rivet max capacity

80 dB(A) QUIET VERSION

EASY-TO-USE & RELIABLE

FEATURES
- Air riveter for General Maintenance
- Compact size

BENEFITS
- Simple construction for easy maintenance
- Great for trailer panels, number plates, and any type of panels maintenance

CP9884

See accessories on pages 177

GENERAL MAINTENANCE | INDUSTRIAL MAINTENANCE & PRODUCTION | SUPER INDUSTRIAL

MODEL	PART NUMBER	MAX AXIAL PULLING LOAD		AIR CONS @LOAD		LENGTH		NET WEIGHT		VIBRATION LEVEL ISO 8662-12 (M/S2)		SOUND PRESSURE	SOUND POWER	AIR INLET
		lb@85psi	kg	cfm	l/s	in.	mm	lb	kg	a	k	ISO 15744 - dB(A)		in.
CP9882	894 109 8820	2,200	1,000	4.0	1.9	8.9	225	3.3	1.5	<2.5	-	62	73	1/4
CP9883	894 109 8830	1,900	865	4.5	2.1	11.8	300	3.2	1.5	<2.5	-	55	66	1/4
CP9884	894 109 8840	3,530	1,600	9.0	4.3	12.2	310	4.2	1.9	<2.5	-	56	67	1/4
CP9885	615 197 9885	-	-	16.8	8.0	10.1	270	2.3	1.0	<2.5	-	71	82	1/4

All models: Hose int. 3/8" (9.5mm) - @90 PSI (@6.3 Bar)

Listed specifications are for reference only. Please check documents in each tool or on www.cp.com

Engraving

CP9160

80 dB(A) QUIET VERSION

ENGRAVING PEN

FEATURES
- Very quiet engraving pen with an integrated 6.5 ft (2 m) hose
- High blows per minute (32,400 BPM)

BENEFITS
- Efficient engraving with low noise
- Precise & reliable
- Comfortable handling



CP9361-1 Kit

AIR SCRIBE KIT

FEATURES
- Highest durability in the market
- Hose 8ft (2.4m) length with air filter
- Convertible to a hammer or a light scaler

BENEFITS
- Constructed of premium components
- Easy handling and Comfortable use
- Adjustable power for a variety of applications and materials such as: metals, plastics, ceramics, and glass

CP9361

Same features as CP9361-1 Kit with the tool and the hose only

See accessories on pages 177

GENERAL MAINTENANCE | INDUSTRIAL MAINTENANCE & PRODUCTION | SUPER INDUSTRIAL

MODEL	PART NUMBER	BLOWS PER MIN.	AIR CONS. @ LOAD		LENGTH		NET WEIGHT		VIBRATION LEVEL ISO 28927 (M/S2)		SOUND PRESSURE	SOUND POWER	HOSE INT.		AIR INLET
			cfm	l/s	in.	mm	lb	kg	a	K	ISO 15744 - dB(A)		in.	mm	in.
CP9160	**615 197 9160**	32,400	1.7	0.8	5.8	147	0.3	0.1	8.1	1.9	59	70	1/4	6	1/4
CP9361	**T012644**	13,500	0.2	0.1	5.0	127	0.3	0.1	5.1	2.4	79	90	3/16	5	1/4
CP9361-1 Kit	**T011970**	13,500	0.2	0.1	5.0	127	0.3	0.1	5.1	2.4	79	90	3/16	5	1/4

CP9160: Hose int. 1/4" (6mm) - CP9361: Hose int. 3/16" (5mm) - @90 PSI (@6.3 Bar)

Listed specifications are for reference only. Please check documents in each tool or on www.cp.com

Cutting

CP7901

3/8"/10mm stroke

80 dB(A) QUIET VERSION

CP7901Kit
See details page 177

LOW VIBRATION

FEATURES
- Air reciprocating saw
- Very low vibration
- 3/8" (10 mm) stroke length

BENEFITS
- Reduced vibration for operator comfort and control
- Maximize operator comfort and productivity
- Premium tool for all cutting applications

CP881

3/8"/10mm stroke

INTENSE CUTTING

FEATURES
- Air reciprocating saw
- Power and speed of 9,500 strokes per minute
- Rugged construction for intense cutting

BENEFITS
- Cut through material with ease
- Powerful and durable
- Ideal tool for General Maintenance

CP7900

3/8"/10mm stroke

LIGHTWEIGHT

FEATURES
- Ergonomic design and robust housing handle
- Adjustable guard guide
- 3/8" (10 mm) stroke length

BENEFITS
- Compact and lightweight for all general cutting
- Ideal tool for periodic usage

See accessories on pages 177

GENERAL MAINTENANCE | INDUSTRIAL MAINTENANCE & PRODUCTION | SUPER INDUSTRIAL

MODEL	PART NUMBER	STROKES PER MINUTE	STROKES LENGTH		AIR CONS. @LOAD		NET WEIGHT		LENGTH		VIBRATION LEVEL ISO 28927 (M/S2)		SOUND PRESSURE	SOUND POWER	AIR INLET
			in.	mm	cfm	l/s	lb	kg	in.	mm	a	K	ISO 15744 - dB(A)		in.
CP881	T023916	9,500	3/8	10	6.0	2.8	1.6	0.7	8.6	219	23.2	6.6	84	95	1/4
CP7900	894 107 9000	10,000	3/8	10	5.5	2.6	1.3	0.6	8.5	216	19.6	5.2	82	93	1/4
CP7901	894 107 9011	10,000	3/8	10	5.5	2.6	1.9	0.9	9.0	229	<2.5	-	78	89	1/4

All models: Hose int. 3/8" (9.5mm) - @90 PSI (@6.3 Bar)

Listed specifications are for reference only. Please check documents in each tool or on www.cp.com

Cutting

CP874

22,000 RPM

HIGH-SPEED CUTTING

FEATURES
- High speed cutter
- Wheel diameter 2-7/8" (73 mm)
- Adjustable speed regulator

BENEFITS
- Precise and safe control
- Ideal for cutting through composite, sheet metal, bolts, etc.

CP861

20,000 RPM

QUIET 80 dB(A) QUIET VERSION

DURABILITY & POWER

FEATURES
- Heavy-duty high speed cutter
- Rugged, energy efficient 0.5 hp (370 W) motor
- Lightweight tool: 1.63 lbs (0.74kg)

BENEFITS
- Power, durability and productivity
- Excellent for cutting through composite, fiberglass, steel metal, bolts, clamps.

CP873

2,800 RPM

CP873K

See details page 177

LOW SPEED

FEATURES
- Low speed buffing
- Adjustable speed control
- Quick change slip chuck

BENEFITS
- Must have pneumatic buffing tool
- Fast and easy change of buffing wheel
- Ideal for patchwork, roughing areas for recapping and cleaning tire moldings

See accessories on pages 177

GENERAL MAINTENANCE | INDUSTRIAL MAINTENANCE & PRODUCTION | SUPER INDUSTRIAL

MODEL	PART NUMBER	POWER		CHUCK / WHEEL SIZE		FREE SPEED	AIR CONS @LOAD		LENGTH		WEIGHT		VIBRATION LEVEL ISO 28927 (M/S2)		SOUND PRESS.	SOUND POWER	AIR INLET
		hp	W	in.	mm	rpm	cfm	l/s	in.	mm	lb	kg	a	K	ISO 15744 - dB(A)		in.
CP861	T022039	0.5	370	2-7/8	73	20,000	8.5	4.0	7.8	197	1.6	0.7		1.0	79	90	1/4
CP873	T025374	0.5	370	7/16 hex	11	2,800	13.0	6.1	8.3	210	2.3	1.0			88	99	1/4
CP874	T025375	0.5	370	2-7/8	73	22,000	12.5	5.9	7.3	184	1.8	0.8		4.0	88	99	1/4
CP9116	894 109 1160	1.0	746	4	100	14,000	4.0	1.9	14.8	370	3.7	1.8		3.0	86	97	1/4

All models: Hose int. 3/8" (9.5mm) - @90 PSI (@6.3 Bar)

Listed specifications are for reference only. Please check documents in each tool or on www.cp.com

Nibbling, Shearing and Filing

CP835

GOOD CUTTING CONTROL

FEATURES
- Heavy-duty nibbler
- Rugged head and 0.177" diameter punch cuts steel up to .060" (16 gauge) and aluminum up to .102" (10 gauge)
- Easy access to punch and die for quick replacement

BENEFITS
- Easy to operate and control
- Perfect for accurate cutting and best for tight corners and circles
- Used for nibbling plastic, tin, aluminum and others metals

CP785S

RELIABLE & POWERFUL

FEATURES
- Heavy-duty pistol shear
- Powerful efficient 0.5 hp (370 W) motor to cut up to 18-gauge steel (1.1 mm - 0.04")
- Triple idler planetary gearing

BENEFITS
- Smooth operation and extended life
- Operator comfort
- Reliable cutting performance

CP9705

QUIET 80 dB(A) QUIET

CP9710

Similar features as CP9705 with 8,000 strokes/min.

POWERFUL & PRECISE

FEATURES
- Air file 0.2" (5mm) stroke
- Lock-off lever to prevent accidental start-up
- 360° swivel air inlet

BENEFITS
- Excellent tool for use in confined areas
- Ideal for precise work
- Deburring or sharpening sheet metal, iron or plastic

See accessories on pages 177

GENERAL MAINTENANCE | INDUSTRIAL MAINTENANCE & PRODUCTION | SUPER INDUSTRIAL

MODEL	PART NUMBER	STROKES PER MIN	AIR CONS @LOAD		LENGTH		WEIGHT		VIBRATION LEVEL ISO 28927 (M/S2)		SOUND PRESSURE	SOUND POWER	AIR INLET
			cfm	l/s	in.	mm	lb	kg	a	K	ISO 15744 - dB(A)		in.
CP785S	T023200	2,400	15.5	7.3	8.3	229	2.5	0.9	3.2	3.0	84	95	1/4
CP835	T022550	2,750	17.0	8.0	7.5	216	2.3	0.6	5.4	3.0	86	97	1/4
CP9705	615 193 9705	12,000	6.0	2.8	8.0	204	1.2	0.6	5	3.0	73	84	1/4
CP9710	615 193 9710	8,000	6.0	2.8	9.8	250	1.3	0.6	5	3.0	63	74	1/4

All models: Hose int. 3/8" (9.5mm) - @90 PSI (@6.3 Bar)

Listed specifications are for reference only. Please check documents in each tool or on www.cp.com

Kits - Accessories - Spares

Kits

CP7901 Kit

Part No. 894 107 9010

Kit includes:
- **(1) Heavy duty saw CP7901**
- (5) Each 18T, 24T, 32T blades
- (1) Swivel inlet in a heavy duty case

CP873 Kit

Part No. T024362

Kit includes:
- **(1) Tire buffer CP873**
- (1) Whip hose and exhaust hose

OPTIONAL ACCESSORIES

SAW BLADES FOR CP7901

ACCESSORIES	PART NUMBER
18T Saw blades (5)	**894 015 8775**
24T Saw blades (5)	**894 015 8776**
32T Saw blades (5)	**894 015 8777**

SAW BLADES FOR CP7900 & CP881

ACCESSORIES	PART NUMBER
18T Saw blades (5)	**CA146719**
24T Saw blades (5)	**CA146720**
32T Saw blades (5)	**CA146721**

SHANK FILE FOR CP9705 AND CP9710

ACCESSORIES	PART NUMBER
0.2" (5mm) Shank file rectangular (5)	**205 051 9113**
0.2" (5mm) Shank file round (5)	**205 051 9123**
0.2" (5mm) Shank file half round (5)	**205 051 9133**
0.2" (5mm) Shank file triangular (5)	**205 051 9143**

PUNCH FOR CP835

ACCESSORIES	PART NUMBER
Punch set	**KF137310**
Die	**KF137273**

WHEELS FOR CP861 & CP874

ACCESSORIES	PART NUMBER
Package of 5 wheels (ø 2-7/8"x1/16"x3/8" - 73x1.6x9.52mm)	**CA155312**

TUNE-UP KIT

MODEL	TUNE-UP KIT
CP9882	**894 016 9881**
CP9160	**205 050 6913**

Notes

CP ToolBox

Available on the App Store

Google play

Get the free CP ToolBox

Scan this QR code or visit www.cp.com/app

Browse the complete CP product range in just a few taps.

Specifications, part breakdowns, manuals, and more at your fingertips. CP ToolBox offers comprehensive tool information anytime, even in locations without an internet connection.

AIR LINE NETWORK

Chicago Pneumatic Air Preparation Units

Designed for maximum tool performance

- FRL
- AIR FLEX
- HOSE REELS
- HOSES
- HOSE WHIP
- SPIRAL HOSE
- COUPLINGS
- OILERS

OTHER ACCESSORIES

- BALANCERS

Chicago Pneumatic

Offers a wider range of couplings to create the best possible solution together with Power Tools.

AIR LINE NETWORK

Chicago Pneumatic Air Preparation Units are designed to help you get maximum performance from your tools.

They ensure minimal pressure drop and thus minimum energy losses in the air distribution system, benefiting the environment and cutting your operating costs.

The lifetime of your tools will be extended by using air preparation units and with that comes lower repair costs and less downtime. A correct air installation guarantees productivity and good total economy.

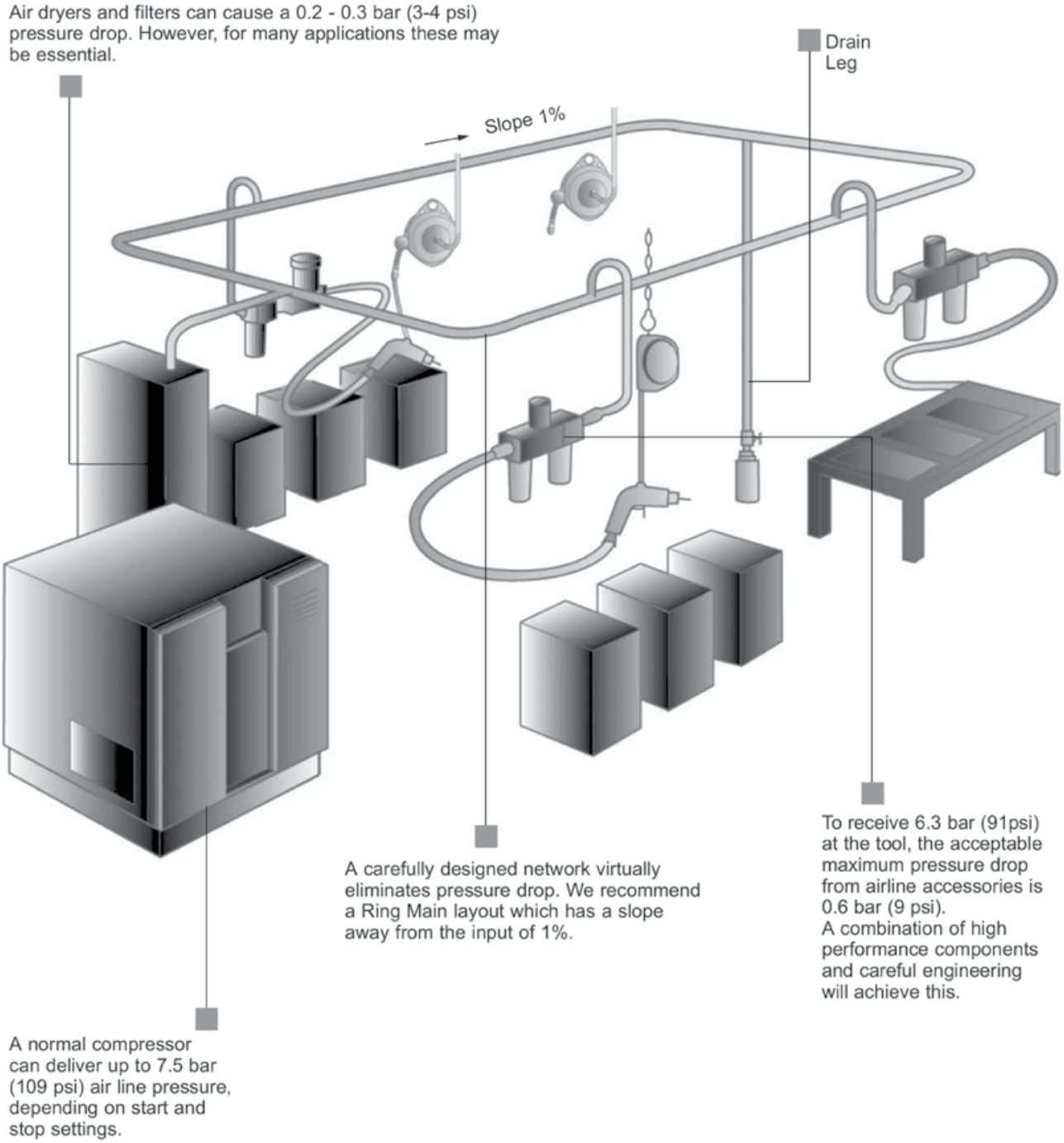

FILTERS, REGULATORS, LUBRICATORS

Why should you use a filter, regulator and lubricator ?

The use of a filter, regulator and lubricator (in that order) for pretool air preparation is strongly recommended by Chicago Pneumatic. Proper air preparation will result in improved tool performance and increased tool life. The units should be mounted as close to the tool as possible, preferably right where the tool hose is connected to the system. To realize their full value, these units should be checked on a regular assigned basis by maintenance workers or the operators themselves.

AIR FILTER

Filter separates impurities such as water and solid particles.

Not using filters in combination with air tools leads to shorter service life, higher maintenance costs and lower efficiency. Old air systems with cool dryers, for instance, generate a lot of rust and running tools without installing a filter could damage the tool in less than a week.

Chicago Pneumatic filters separate up to 98% of the water when operating within their working range.

REGULATOR

The regulator ensures that the pre-set working pressure remains constant - regardless of pressure variations in the intake air and minor variations in the airflow rate. For example, a pressure of 1 bar higher than necessary results in a 16% increase in air consumption.

TOOL PRESSURE	AIR CONSUMPTION
91 psi (6 bar)	100 %
101 psi (7 bar)	110 %
116 psi (8 bar)	125 %

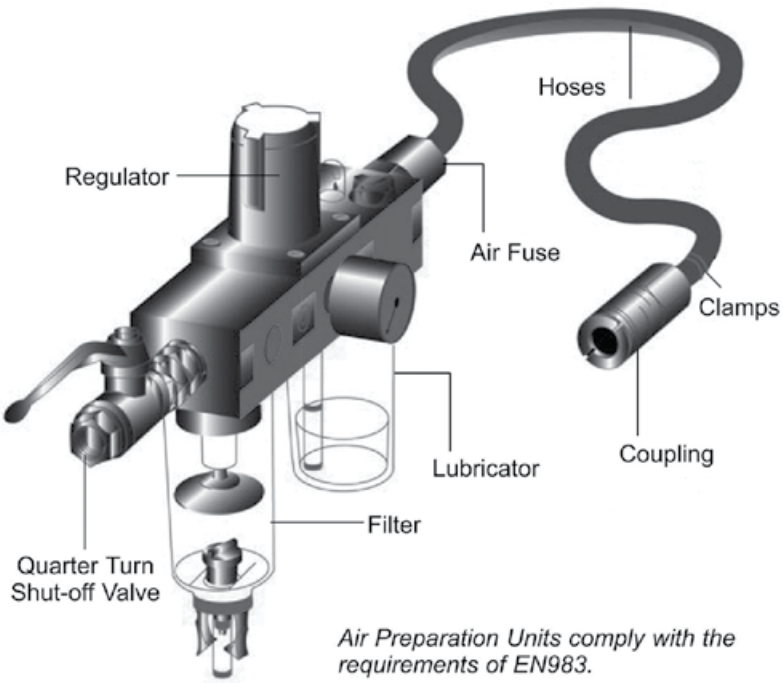

Spring controlled regulators are quick acting and therefore should be used for all types of air tools.

LUBRICATORS

If lubricators are not used, tool motor vanes will need to be changed more often. The life of the vanes may decrease to as little as 1/10th of the normal working time. The oil fog lubricator is the most common type of lubricator. It supplies a mist of oil to the air hose.

AIR LINE NETWORK

Air Preparation Units

Max air flow Δ 14.5 PSI (1 bar)

FRLs are available in metallic and composite version to cover most of the pneumatic tool needs.
Metallic FRLs are available in ¼" ,1/2", ¾" , BSP or NPT, 2 or 3 stage units or individual units.
Composite FRLs are available in ¼",3/8",1/2",BSP or NPT 2 stage units.
To help you make an ideal choice between metallic and composite refer below table with their respective features and benefits.
ALL SPECIFICATIONS IN THE BELOW TABLE ARE FOR THE ½" METALLIC AND COMPOSITE FRLS.

ATTRIBUTES	METALIC FRL	COMPOSITE FRL
MAX AIR FLOW	50 l/s	44 l/s
MAX PRESSURE	17 bar	15 bar
OIL CAPACITY	201 ml	125 ml
MAX SIZE	Up to 3/4 "	Up to 1/2 "
FILTER ELEMENT	5µm	5µm
LEVEL INDICATORS	✔	✘
DRAIN VALVE WATER	AUTOMATIC	SEMI AUTO MATIC
DRAIN VALVE OIL	MANUAL	✘
BOWLS MATERIAL	METALIC	POLYCARBONATE
SOLVENT RESISTANCE	✔	✘
FRAME FOR OUTDOOR USE	✔	✘
STRUCTURES POSSIBLE	2 STAGE - 3 STAGE	2 STAGE
MAIN APPLICATIONS	FOUNDRIES, SHIPYARDS, OIL&GAS, HEAVY MACHINERY	VEHICLE SERVICE, SMALL INDUSTRY

FILTER-REGULATOR LUBRICATOR WITH PRESSURE GAUGE (0-150PSI - 0-10 BAR)	THREAD	MAX. AIR FLOW		MAX. PRESSURE	OIL CAPACITY		PART NUMBER	
	in.	cfm	l/s	Inlet (psi/bar)	oz	ml	NPT	BSP
METALLIC 2 STAGE	1/4 G	24	11	150/10	3.4	100	**894 016 8515**	**894 016 8478**
METALLIC 2 STAGE	1/2 G	110	50	246/17	6.8	201	**894 016 8517**	**894 016 8480**
METALLIC 2 STAGE	3/4 G	220	100	246/17	6.8	201	**894 016 8519**	**894 016 8483**
METALLIC 3 STAGE	1/4 G	24	11	150/10	3.4	100	**894 016 8516**	**894 016 8479**
METALLIC 3 STAGE	1/2 G	110	50	246/17	6.8	201	**894 016 8518**	**894 016 8481**
METALLIC 3 STAGE	3/4 G	220	100	246/17	6.8	201	**894 016 8520**	**894 016 8484**
COMPOSITE - 2 STAGE	1/4 G	74	34	213/14	4.2	125	**894 017 1944**	**894 017 1927**
COMPOSITE - 2 STAGE	3/8 G	76	35	213/14	4.2	125	**894 017 1945**	**894 017 1928**
COMPOSITE - 2 STAGE	1/2 G	96	44	213/15	4.2	125	**894 017 1946**	**894 017 1929**

Included with the units: Filter 5µm, Pressure gauge 0-150 psi - 0-10 bar, Microfog lubricator, Automatic drain valve

FILTER UNIT	THREAD	PART NUMBER	
	in.	NPT	BSP
1 STAGE	1/4 G	**894 016 9091**	**894 016 9090**
1 STAGE	1/2 G	**894 016 9099**	**894 016 9098**
1 STAGE	3/4 G	**894 016 9107**	**894 016 9106**

REGULATOR UNIT	THREAD	PART NUMBER	
	in.	NPT	BSP
1 STAGE	1/4 G	**894 016 9093**	**894 016 9092**
1 STAGE	1/2 G	**894 016 9101**	**894 016 9100**
1 STAGE	3/4 G	**894 016 9109**	**894 016 9108**

PRESSURE GAUGE	SIZE		Ø	MAX PRESSURE	PART NO.
	in.	mm			
1/8" - 0-10	1/8"G	1.57	40	150 PSI (10bar)	**894 016 9178**
1/8" - 0-10	1/8"NTP	1.57	40	150 PSI (10bar)	**894 016 9179**
1/8" - 0-10	1/8"G	1.97	50	150 PSI (10bar)	**894 016 9180**
1/8" - 0-10	1/8"NTP	1.97	50	150 PSI (10bar)	**894 016 9181**

FRL PORTABLE STAND	PART NUMBER
FRL PORTABLE STAND FOR 1/2" METRIC METALLIC FRL	**615 812 0450**

LUBRICATOR UNIT	THREAD	PART NUMBER	
	in.	NPT	BSP
1 STAGE	1/4 G	**894 016 9095**	**894 016 9094**
1 STAGE	1/2 G	**894 016 9103**	**894 016 9102**
1 STAGE	3/4 G	**894 016 9111**	**894 016 9110**

FILTER-REGULATOR	THREAD	PART NUMBER	
	in.	NPT	BSP
1 STAGE	1/4 G	**894 016 9097**	**894 016 9096**
1 STAGE	1/2 G	**894 016 9105**	**894 016 9104**
1 STAGE	3/4 G	**894 016 9113**	**894 016 9112**

SPRAY PAINT UNIT	PART NUMBER
Filter 0.01µM	**894 017 0472**

Lubrication see page 192

Air Flex

THE FLEXIBILITY OF AIR FLEX

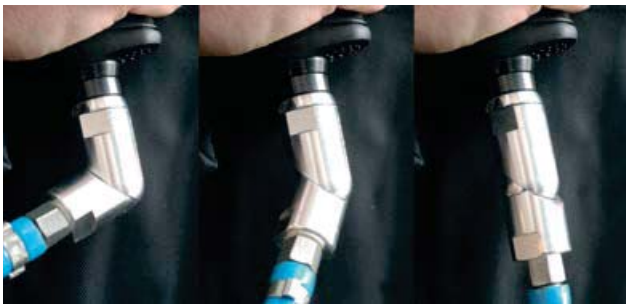

THE NEW CP AIR FLEX MAKES ALL RIGID HOSES FLEXIBLE AND MULTI-DIRECTIONAL.

Easy: less effort due to hose rigidity, makes work easier in hard to reach areas.

Less wear: no more premature hose wear.

Ergonomic and safety: no twisting, the hose remains in the ideal working position and lower the risk of tendinitis.

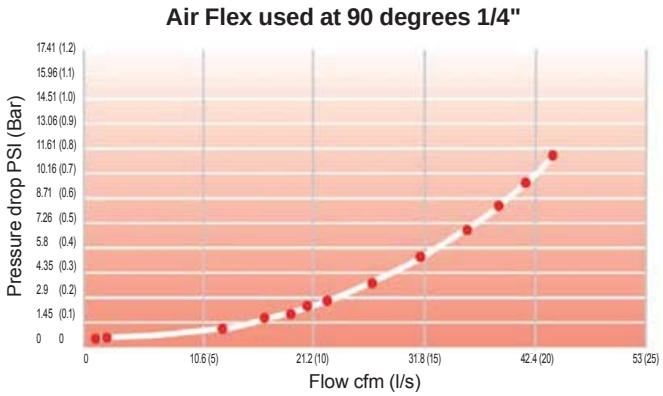

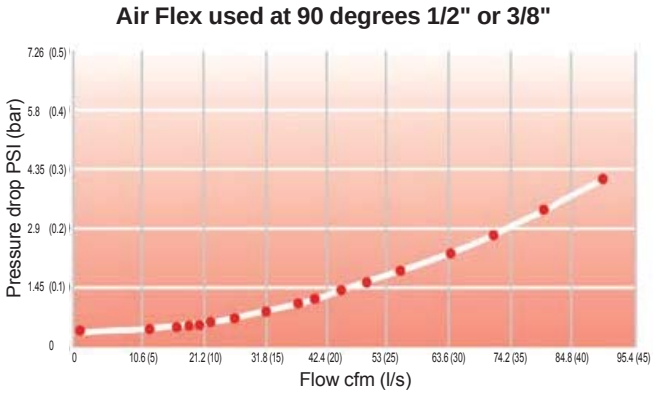

CP AIR FLEX RANGE

½" ⅜" ¼" ¼" **WITH COVER**

DIMENSIONS

MODEL	PART NUMBER	MAX RECOMMENDED AIR FLOW		FEMALE INLET	MALE INLET	WEIGHT		LENGTH		OUTSIDE DIAMETER	
		l/s	cfm	in.	in.	lb	g	in.	mm	in.	mm
BSP											
AIR FLEX 1/4"	**894 017 1568**	25	12	1/4	1/4	0,17	79	2,63	67	0,94	24,0
AIR FLEX 1/4" WITH COVER	**894 017 2156**	25	12	1/4	1/4	0,17	79	2,63	67	0,94	24,0
AIR FLEX 3/8"	**894 017 1570**	74	35	3/8	3/8	0,28	126	3,23	82	1,16	29,5
AIR FLEX 1/2"	**894 017 1566**	74	35	1/2	1/2	0,29	132	3,23	82	1,16	29,5
NPT											
AIR FLEX 1/4"	**894 017 1569**	25	12	1/4	1/4	0,17	79	2,63	67	0,94	24,0
AIR FLEX 1/4" WITH COVER	**894 017 2157**	25	12	1/4	1/4	0,17	79	2,63	67	0,94	24,0
AIR FLEX 3/8"	**894 017 1571**	74	35	3/8	3/8	0,28	126	3,23	82	1,16	29,5
AIR FLEX 3/8" WITH COVER	**894 017 3701**	74	35	3/8	3/8	0,28	126	3,23	82	1,16	29,5
AIR FLEX 1/2"	**894 017 1567**	74	35	1/2	1/2	0,29	132	3,23	82	1,16	29,5

HOSE REELS

ERGONOMIC FEATURES FOR AN OPTIMAL COMFORT

FOR OPEN HOSE REEL TYPES SEE BELOW CHART



RATCHET SPRING
Provides easy locking and retracting of hose

SWIVEL-PLATE BRACKET
Allows 180° movement for easier hose handling

MULTI DIRECTIONAL SWIVEL-INLET
Easy connection fixed pipes

MOVABLE RETAINING BALL
Allows easy adjustment of leader hose to desired length

APPLICATIONS

INDUSTRIAL MAINTENANCE AND PRODUCTION

OFF-ROAD MAINTENANCE APPLICATIONS

CP HOSE REEL SELECTION CRITERIA

- ✔ **First Consider the application and pressure requirements**. NOTE: All our hose reel work at max working pressure 217psi (15bar)
- ✔ **Next determine the ID** (Inside diameter) requirement for the hose (TIP: Always check the hose ID recommended for each tool in the catalogue/online catalogue)
- ✔ **Then select length of the hose reel and material of hose depending on the work environment.**

IMPROVED DURABILITY

QUALITY & SAFETY TESTED
The most durable hose reel range ever offered by Chicago Pneumatic

RUBBER PROTECTION
Avoids any stress on the crimping

NEW CRIMPING SYSTEM
Maximum quality for maximum robustness

RATCHET SPRING
Outside access for quick and low cost maintenance

HIGHLY-INCREASED PARTS QUALITY
Long-lasting parts
Fully repairable

DRUM SPRING
Up to 25000 cycles Superior durability

CP HOSE REELS RANGE COMPLETE

HOSE Ø: 5/16" (8 MM)

Working Pressure 217psi / 15bar - Working Temperature - 14°F+140°F /-10°C+60°C

MODEL	PART NUMBER	HOSE Ø INSIDE	HOSE Ø OUTSIDE	HOSE LENGTH	HOSE MATERIAL	INCOMING FITTING	END HOSE FITTING	HOSE REEL MATERIAL	FLUID TYPE	HOSE REEL TYPE
NPT HR8108	**894 017 1990**	5/16" (8 mm)	1/2" (12mm)	33ft (10m)	PU	1/4" F SWIVELLING	1/4" M FIX	PLASTIC	AIR	CLOSED
BSP HR8108	**894 017 1991**	5/16" (8 mm)	1/2" (12mm)	33ft (10m)	PU	1/4" F SWIVELLING	1/4" M FIX	PLASTIC	AIR	CLOSED
NPT HR8208	**894 017 1994**	5/16" (8 mm)	1/2" (12mm)	33ft (10m)	KPU	1/4" F SWIVELLING	1/4" M FIX	ALUMINIUM	AIR/WATER	CLOSED
BSP HR8208	**894 017 1995**	5/16" (8 mm)	1/2" (12mm)	33ft (10m)	KPU	1/4" F SWIVELLING	1/4" M FIX	ALUMINIUM	AIR/WATER	CLOSED

HOSE Ø: 3/8" (10 MM)

Working Pressure 217psi / 15bar - Working Temperature - 14°F+140°F /-10°C+60°C

MODEL	PART NUMBER	HOSE Ø INSIDE	HOSE Ø OUTSIDE	HOSE LENGTH	HOSE MATERIAL	INCOMING FITTING	END HOSE FITTING	HOSE REEL MATERIAL	FLUID TYPE	HOSE REEL TYPE
NPT HR8110	**894 017 1992**	3/8" (10mm)	9/16" (14mm)	52.5ft (16m)	PU	3/8" F SWIVELLING	3/8" M FIX	PLASTIC	AIR	CLOSED
BSP HR8110	**894 017 1993**	3/8" (10mm)	9/16" (14mm)	52.5ft (16m)	KPU	3/8" F SWIVELLING	3/8" M FIX	PLASTIC	AIR	CLOSED
NPT HR8210	**894 017 1996**	3/8" (10mm)	9/16" (14mm)	52.5ft (16m)	KPU	3/8" F SWIVELLING	3/8" M FIX	ALUMINIUM	AIR/WATER	CLOSED
BSP HR8210	**894 017 1997**	3/8" (10mm)	9/16" (14mm)	52.5ft (16m)	KPU	3/8" F SWIVELLING	3/8" M FIX	ALUMINIUM	AIR/WATER	CLOSED
NPT HR9110	**894 017 2000**	3/8" (10mm)	9/16" (14mm)	65.6ft (20m)	KPU	1/2" F 90° TURN	3/8" M FIX	STEEL STRUCTURE PLASTIC DRUM	AIR/WATER	OPEN
BSP HR9110	**894 017 2001**	3/8" (10mm)	9/16" (14mm)	65.6ft (20m)	KPU	1/2" F 90° TURN	3/8" M FIX	STEEL STRUCTURE PLASTIC DRUM	AIR/WATER	OPEN

HOSE Ø: 1/2" (13 MM)

Working Pressure 217psi / 15bar - Working Temperature - 14°F+140°F /-10°C+60°C

MODEL	PART NUMBER	HOSE Ø INSIDE	HOSE Ø OUTSIDE	HOSE LENGTH	HOSE MATERIAL	INCOMING FITTING	END HOSE FITTING	HOSE REEL MATERIAL	FLUID TYPE	HOSE REEL TYPE
NPT HR8113	**894 017 1998**	1/2" (13mm)	11/16" (17mm)	52.5ft (16m)	KPU	1/2" F SWIVELLING	1/2" M FIX	PLASTIC	AIR	CLOSED
BSP HR8113	**894 017 1999**	1/2" (13mm)	11/16" (17mm)	52.5ft (16m)	KPU	1/2" F SWIVELLING	1/2" M FIX	PLASTIC	AIR	CLOSED
NPT HR9113	**894 017 2002**	1/2" (13mm)	11/16" (17mm)	49ft (15m)	KPU	1/2" F 90° TURN	1/2" M FIX	STEEL STRUCTURE PLASTIC DRUM	AIR/WATER	OPEN
BSP HR9113	**894 017 2003**	1/2" (13mm)	11/16" (17mm)	49ft (15m)	KPU	1/2" F 90° TURN	1/2" M FIX	STEEL STRUCTURE PLASTIC DRUM	AIR/WATER	OPEN
BSP HR 9213	**894 017 3324**	1/2" (13mm)	13/16" (20.5mm)	49ft (15m)	RUBBER	1/2" F 90° TURN	1/2" M FIX	STEEL STRUCTURE PLASTIC DRUM	AIR/WATER	OPEN
NPT HR9213	**894 017 3325**	1/2" (13mm)	13/16" (20.5mm)	49ft (15m)	RUBBER	1/2" F 90° TURN	1/2" M FIX	STEEL STRUCTURE PLASTIC DRUM	AIR/WATER	OPEN

NEW
NEW

CHICAGO PNEUMATIC OFFERS THE HIGHEST QUALITY OF RUBBER AND POLYURETHANE HOSES IN THE INDUSTRIAL LINE TO COVER THE DIFFERENT NEEDS OF APPLICATIONS WITH POWER TOOLS

IN ADDITION TO THIS, THE EFFI SERIES IS DESIGNED WITH SPECIAL FEATURES SUCH AS LOW WEIGHT AND FLEXIBILITY, TO MEET THE HIGHEST ERGONOMIC DEMANDS, AS WELL AS ANTISTATIC FOR APPLICATIONS WITH ESD DEMANDS.

HOSES

HOSE RECOMMENDATIONS

DESCRIPTION	EFFI MAX	POLYURETHAN	RUBBER
Flexibility	++	++	+
Lightweight	++	++	+
Outdoor	+++	+	+++
Spark resistant	+++	-	+++
Rough environment	+++	++	+++
Antistatic	+++	-	+++
Temperature range	-40 to +194F° -40 to +90°C	-22 to +176F° -30 to +80°C	-40 to +194F° -40 to +90°C

At recommended air flow the pressure drop is 2.9 PSI / 0.2bar with a hose length of 16 ft / 5m.
Recommendation is to upgrade one size in diameter for every 32.8 ft / 10m of hose length.

EFFI SERIES

CP EFFI is a unique premium line of hoses designed with special features such as antistatic, extreme low weight, resistance and durability that will help the operator to maximize the tool productivity.

EFFI MAX HOSES

Aimed to generic grinding applications
- Exteme low weight
- Antistatic
- Rubber hose
- Soft and flexible
- Welding spatter resistant

DIMENSIONS (IDXOD)		LENGTH		MAX WORKING PRESSURE	AIR FLOW		WEIGHT PER 65.6 FT /20M		PART NUMBER
in. ID	mm	ft	m	PSI (bar)	cfm	l/s	lb	kg	
3/8	9.5x12.5	65.6	20	232 (16)	27.6	13	6.4	2.9	**894 016 9921**
1/2	13x18.6	65,6	20	232 (16)	44.5	21	8.6	3.9	**615 810 9000**
5/8	16x22.5	65,6	20	232 (16)	91.1	43	10.6	4.8	**615 810 9010**
3/4	20x26.1	65,6	20	232 (16)	159	75	11.9	5.4	**615 810 9020**

Standard quality hose in PUR and Rubber will provide the best quality product for the price for optimized work with pneumatic tools.

RUBBER HOSES

Aimed to the most demanding tasks in construction, mining, shipyards, foundries etc.
- Durable
- Antistatic
- Grinding and welding spatter resistant

DIMENSIONS (IDXOD)		LENGTH		MAX WORKING PRESSURE	AIR FLOW		WEIGHT PER 65.6 FT /20M		PART NUMBER
in. ID	mm	ft	m	PSI (bar)	cfm	l/s	lb	kg	
3/8	10x16	65.6	20	232 (16)	27.5	13	7.9	3.6	**615 810 8640**
1/2	12.5x19.1	65.6	20	232 (16)	44.5	21	10.4	4.7	**615 810 8650**
5/8	16x23	65.6	20	232 (16)	91.1	43	13.4	6.1	**615 810 8660**
3/4	20x26.6	65.6	20	232 (16)	159	75	17.2	7.8	**615 810 8680**
1	25x34	65.6	20	232 (16)	265	125	26.0	11.8	**615 810 8700**

POLYURETHANE HOSES

Aimed to heavy duty applications for indoor and outdoor use
- Oil resistant
- Flexible
- Long service life
- PVC free: Environment friendly

DIMENSIONS (IDXOD)		LENGTH		MAX WORKING PRESSURE	AIR FLOW		WEIGHT PER 65.6 FT /20M		PART NUMBER
in. ID	mm	ft	m	PSI (bar)	cfm	l/s	lb	kg	
1/4	6.5x10	82	25	290 (20)	8.5	4.0	2.9	1.3	**615 804 6230**
5/16	8x12	82	25	290 (20)	15.9	7.5	4.8	2.2	**615 804 6240**
3/8	9.5x13	82	25	232 (16)	27.5	13.0	5.5	2.5	**615 804 6250**
1/2	13x18	82	25	188 (13)	44.5	21.0	8.8	4.0	**615 804 6260**

HOSES

HOSE KITS

Hose kits are equipped with end thread fittings and available in short length, ready to connect and ready to use.

DIMENSIONS (IDXOD)		MALE	LENGTH		PART NUMBER		HOSE MATERIAL
in. ID	mm	in.	ft	m	NPT	BSP	
1/4	6.5x10	1/4	26.2	8	**615 811 2130**	**615 804 6270**	**PU**
5/16	8x12	1/4	26.2	8	**615 811 2140**	**615 804 6280**	**PU**
3/8	10x13	1/4	26.2	8	**615 811 2150**	**615 804 6290**	**PU**
3/8	10x13	3/8	26.2	8	**615 811 2400**	**615 811 2380**	**PU**
1/2	13x18	1/2	26.2	8	**615 811 2160**	**615 804 6300**	**PU**
1/2	13x18	3/8	26.2	8	**615 811 2410**	**615 811 2390**	**PU**
5/8	16x23	1/2	26.2	8	**615 811 2680**	**615 811 2670**	Rubber

EFFI MAX WHIPS

Always use a hose whip between the tool and the air supply hose. It provides safety and longer tool air inlet life.

HOSE DIAM.		THREAD SIZE	HOSE LENGHT		PART NUMBER	
in.	mm	in.	ft	m	NPT	BSP
3/8	10	1/4	2.0	0.6	**CA047270**	**615 811 1920**
1/2	13	3/8	2.0	0.6	**CA049271**	**615 811 2640**
1/2	13	1/2	2.0	0.6	**CA049270**	**615 811 1930**
5/8	16	1/2	2.0	0.6	**615 811 2660**	**615 811 2650**

POLYURETHANE SPIRAL HOSE

Spiral hose are especially adapted for tools used at varying distances. Vertically or horizontally, together with a balancer spiral hose, it is a step forward in ergonomics. Equipped with ball bearing at one end (except the 11x16), they can be directly connected at the tool outlet, avoiding the hose to twist.

- Self retractable
- Light and flexible
- Strong and durable



DIMENSIONS (IDXOD)		MALE THREADS	WORKING LENGTH		LENGHT			PART NUMBER	
					A	B	C		
in. ID	mm	in.	ft	m	in. (mm)	in. (mm)	in. (mm)	NPT	BSP
1/4	6.5x10	1/4	6.6	2	19.7 (500)	5.5 (140)	5.9 (150)	**615 810 9670**	**615 804 6350**
1/4	6.5x10	1/4	13.1	4	19.7 (500)	13 (330)	5.9 (150)	**615 810 9680**	**615 804 6360**
1/4	6.5x10	1/4	19.7	6	19.7 (500)	20.1 (510)	5.9 (150)	**615 810 9690**	**615 804 6370**
1/4	6.5x10	1/4	26.2	8	19.7 (500)	27.6 (700)	5.9 (150)	**615 810 9700**	**615 804 6380**
5/16	8x12	3/8	6.6	2	19.7 (500)	5.1 (130)	5.9 (150)	**615 810 9710**	**615 804 6390**
5/16	8x12	3/8	13.1	4	19.7 (500)	11.8 (300)	5.9 (150)	**615 810 9720**	**615 804 6400**
5/16	8x12	3/8	19.7	6	19.7 (500)	18.1 (460)	5.9 (150)	**615 810 9730**	**615 804 6410**
5/16	8x12	3/8	26.2	8	19.7 (500)	24.8 (630)	5.9 (150)	**615 810 9740**	**615 804 6420**
7/16	11x16	3/8	6.6	2	19.7 (500)	4.7 (120)	5.9 (150)	**615 810 9750**	**615 804 6430**
7/16	11x16	3/8	13.1	4	19.7 (500)	10.6 (270)	5.9 (150)	**615 810 9760**	**615 804 6440**
7/16	11x16	3/8	19.7	6	19.7 (500)	16.5 (420)	5.9 (150)	**615 810 9770**	**615 804 6450**
7/16	11x16	3/8	26.2	8	19.7 (500)	22.4 (570)	5.9 (150)	**615 810 9780**	**615 804 6460**

Chicago Pneumatic offers a wider range of couplings to create the best possible solution together with Power Tools. The range consists of four types of couplings with different characteristic, all with the focus on quality, ergonomics and performance. To cover most of the global needs Chicago Pneumatic offers three types of nipple profiles, Euro-, ISO 6150B- and the Asian profile. With the Easy Flow coupling Chicago Pneumatic can present a unique coupling with no air restriction, minimizing the pressure drop. Thanks to its innovative design EF is suited for rough environment and it is easy and secure to connect and disconnect with the push and bend principle. The safety feature in EF and Safety Couplings are vented versions to minimize the risk of sudden separation of coupling and nipple.

	AIR FLOW	SAFETY FEATURE	ROUGH ENVIRONMENT	DURABI-LITY	ERGONO-MICS
EF	**+++**	**++**	**++**	**++**	**+++**
Safety	**++**	**+++**	**+**	**+**	**+**
Quick Re-lease	**++**	**-**	**+**	**++**	**+++**
Claw	**+++**	**-**	**+++**	**+++**	**-**

Max air flow capacity (Delta 7.2 psi / 0.5 bar) - Economical air flow (Delta 2.9 psi (0.2 bar)

CP FITTINGS ADAPTABILITY

NIPPLE		ISO6105B 6mm	EURO 7.6mm	EURO 10.4mm	ASIA 7.5mm
CEJN	310	X			
	320		X		
	410			X	
TEMA	1300	X			
	1600		X		
	1700			X	
ARO	23-23902	X			
RECTUS	14 - 22	X			
	25 (KA, KB, KD, KE, KL, KS)		X		
	26 (KA, KB, KE)		X		
	27			X	
PREVOST	ARM-ASC-ARC-06	X			
	ESC 07		X		
LEGRIS	14 - 22	X			
	25 (KA, KB, KD, KE, KL, KS)		X		
NITTO	Hi CUPLA200				X

EF COUPLING - EURO SERIES: EUROPE

EF COUPLING - EURO 7.6mm / Max air flow capacity 79 cfm / 37.5 l/s (Delta 7.2 psi / 0.5 bar)
Economical air flow 53 cfm - 25 l/s (Delta 2.9 psi / 0.2 bar)

MALE THREAD in.	PART NUMBER BSP
1/4	**615 810 5140**
3/8	**615 810 5150**
1/2	**615 810 5160**

FEMALE THREAD in.	PART NUMBER BSP
1/4	**615 810 5170**
3/8	**615 8105 180**
1/2	**615 810 5190**

HOSE CONNECTION mm	PART NUMBER
6	**615 810 5500**
8	**615 810 5530**
10	**615 810 5540**
13	**615 810 5550**

NIPPLES EURO 7.6mm

MALE THREAD in.	PART NUMBER	
	BSP	NPT
1/4	**615 810 5880**	**615 810 5940**
3/8	**615 810 5890**	**615 810 5950**
1/2	**615 810 5900**	**615 810 5960**

FEMALE THREAD in.	PART NUMBER BSP
1/4	**615 810 5910**
3/8	**615 810 5920**
1/2	**615 810 5930**

HOSE CONNECTION mm	PART NUMBER
6	**615 810 6220**
8	**615 810 6250**
10	**615 810 6260**
13	**615 810 6270**

EF COUPLING - EURO 10.4mm / Max air flow capacity 153 cfm - 72 l/s (Delta 7.2 psi / 0.5 bar)
Economical air flow 102 cfm - 48 l/s (Delta 2.9 psi / 0.2 bar)

MALE THREAD in.	PART NUMBER BSP
3/8	**615 810 6390**
1/2	**615 810 6400**
3/4	**615 810 6410**

FEMALE THREAD in.	PART NUMBER BSP
3/8	**615 810 6420**
1/2	**615 810 6430**
3/4	**615 810 6440**

HOSE CONNECTION mm	PART NUMBER
10	**615 810 6510**
13	**615 810 6520**
16	**615 810 6530**
19	**615 810 6540**

NIPPLES EURO 10.4mm

MALE THREAD in.	PART NUMBER	
	BSP	NPT
3/8	**615 810 6650**	**615 810 6680**
1/2	**615 810 6660**	**615 810 6690**
3/4	**615 810 6670**	**615 810 6700**

FEMALE THREAD in.	PART NUMBER BSP
3/8	**615 810 6710**
1/2	**615 810 6720**
3/4	**615 810 6730**

HOSE CONNECTION mm	PART NUMBER
10	**615 810 6770**
13	**615 810 6780**
16	**615 810 6790**
19	**615 810 6800**

EF COUPLING - ISO 6150B MIL-C4109: NORTH AMERICA, FRANCE, ITALY

EF COUPLING - ISO 6150B 6mm / Max air flow capacity 36 cfm - 16.7 l/s (Delta 7.2 psi / 0.5 bar)
Economical air flow 23.3 cfm - 11 l/s (Delta 2.9 psi / 0.2 bar)

MALE THREAD in.	PART NUMBER	
	NPT	BSP
1/4	615 810 4850	615 810 4790
3/8	615 810 4860	615 810 4800
1/2	615 810 4870	615 810 4810

FEMALE THREAD in.	PART NUMBER	
	NPT	BSP
1/4	615 810 4880	615 810 4820
3/8	615 810 4890	615 810 4830

HOSE CONNECTION mm	PART NUMBER
6	615 810 5300
8	615 810 5310
10	615 810 5320
13	615 810 5330

NIPPLES ISO 6150B 6 mm

MALE THREAD in.	PART NUMBER	
	NPT	BSP
1/4	615 810 5620	615 810 5560
3/8	615 810 5630	615 810 5570
1/2	615 810 5640	615 810 5580

FEMALE THREAD in.	PART NUMBER	
	NPT	BSP
1/4	615 810 5650	615 810 5590
3/8	615 810 5660	615 810 5600
1/2	615 810 5670	615 810 5610

HOSE CONNECTION mm	PART NUMBER
6	615 810 6040
8	615 810 6050
10	615 810 6060
13	615 810 6070

EF COUPLING - ISO 6150B 8mm / Max air flow capacity 91 cfm - 43 l/s (Delta 7.2 psi / 0.5 bar)
Economical air flow 57 cfm - 27 l/s (Delta 2.9 psi / 0.2 bar)

MALE THREAD in.	PART NUMBER	
	NPT	BSP
1/4	615 810 4980	615 810 4920
3/8	615 810 4990	615 810 4930
1/2	615 810 5000	615 810 4940

FEMALE THREAD in.	PART NUMBER	
	NPT	BSP
1/4	615 810 5010	615 810 4950
3/8	615 810 5020	615 810 4960
1/2	615 810 5030	615 810 4970

HOSE CONNECTION mm	PART NUMBER
8	615 810 5380
10	615 810 5390
13	615 810 5400
16	615 810 5410

NIPPLES ISO 6150B 8mm

MALE THREAD in.	PART NUMBER	
	NPT	BSP
1/4	615 810 5740	615 810 5680
3/8	615 810 5750	615 810 5690
1/2	615 810 5760	615 810 5700

FEMALE THREAD in.	PART NUMBER	
	NPT	BSP
1/4	615 810 5770	615 810 5710
3/8	615 810 5780	615 810 5720
1/2	615 810 5790	615 810 5730

HOSE CONNECTION mm	PART NUMBER
8	615 810 6110
10	615 810 6120
13	615 810 6130
16	615 811 1330

EF COUPLING - ISO6150B 11mm / Max air flow capacity 162 cfm - 76.5 l/s (Delta 7.2 psi / 0.5 bar)
Economical air flow 110 cfm - 52 l/s (Delta 2.9 psi / 0.2 bar)

MALE THREAD in.	PART NUMBER	
	NPT	BSP
3/8	615 810 5090	615 810 5050
1/2	615 810 5100	615 810 5060
3/4	615 810 6350	615 810 6340

FEMALE THREAD in.	PART NUMBER	
	NPT	BSP
3/8	615 810 5110	615 810 5070
1/2	615 810 5120	615 810 5080
3/4	615 810 6370	615 810 6360

HOSE CONNECTION mm	PART NUMBER
10	615 810 5460
13	615 810 5470
16	615 810 5480
19	615 810 5490

NIPPLES ISO 6150B 11mm

MALE THREAD in.	PART NUMBER	
	NPT	BSP
3/8	615 810 5840	615 810 5800
1/2	615 810 5850	615 810 5810
3/4	615 810 6920	615 810 6910

FEMALE THREAD in.	PART NUMBER	
	NPT	BSP
3/8	615 810 5860	615 810 5820
1/2	615 810 5870	615 810 5830
3/4	615 810 6940	615 810 6930

HOSE CONNECTION mm	PART NUMBER
10	615 810 6180
13	615 810 6190
16	615 810 6200
19	615 810 6210

EF COUPLING - ASIA 7.5MM: JAPAN, CHINA, INDIA

EF COUPLING - ASIA 7.5mm / Max air flow capacity 72 cfm - 34 l/s (Delta 7.2 psi / 0.5 bar)
Economical air flow 48.7 cfm - 23 l/s (Delta 2.9 psi (0.2 bar))

MALE THREAD in.	PART NUMBER R
1/4	615 810 6560
3/8	615 810 6570
1/2	615 810 6580

FEMALE THREAD in.	PART NUMBER R
1/4	615 810 6590
3/8	615 810 6600
1/2	615 810 6610

HOSE CONNECTION mm	PART NUMBER
6	615 810 8710
8	615 810 6620
10	615 810 6630
13	615 810 6640

NIPPLES ASIA 7.5mm

MALE THREAD in.	PART NUMBER R
1/4	615 810 6810
3/8	615 810 6820
1/2	615 810 6830

FEMALE THREAD in.	PART NUMBER R
1/4	615 810 6840
3/8	615 810 6850
1/2	615 810 6870

HOSE CONNECTION mm	PART NUMBER
6	615 810 6970
8	615 810 6880
10	615 810 6890
13	615 810 6900

SAFETY COUPLINGS

EURO 7.6mm / Max air flow capacity 72 cfm - 34 l/s (Delta 7.2 psi / 0.5 bar)
Economical air flow 47 cfm - 22 l/s (Delta 2.9 psi (0.2 bar)

HOSE CONNECTION	PART NUMBER BSP
6	615 811 1660
8	615 811 1670
10	615 811 1680
12,5	615 811 1690

MALE THREAD in.	PART NUMBER BSP
1/4	615 811 1700
3/8	615 811 1710
1/2	615 811 1720

FEMALE THREAD in.	PART NUMBER BSP
1/4	615 811 1740
3/8	615 811 1750
1/2	615 811 1760

Nipples Euro 7.6mm see page 187

EURO 10.4mm / Max air flow capacity 134 cfm - 62 l/s (Delta 7.2 psi / 0.5 bar)
Economical air flow 86.2 cfm - 40.7 l/s (Delta 2.9 psi (0.2 bar)

HOSE CONNECTION	PART NUMBER BSP
10	615 811 1840
13	615 811 1850
16	615 811 1860

MALE THREAD in.	PART NUMBER BSP
1/4	615 811 1870
3/8	615 811 1880
1/2	615 811 1890

FEMALE THREAD in.	PART NUMBER BSP
1/2	615 811 1900

Nipples Euro 10.4mm see page 187

CLAW COUPLINGS

Economical air flow 593 cfm - 280 l/s

MALE THREAD	PART NUMBER	
	NPT	BSP
3/8"	615 810 9070	615 810 9030
1/2"	615 810 9080	615 810 9040
3/4"	615 810 9090	615 810 9050
1"	615 810 9100	615 810 9060

FEMALE THREAD	PART NUMBER	
	NPT	BSP
3/8"	615 810 9150	615 810 9110
1/2"	615 810 9160	615 810 9120
3/4"	615 810 9170	615 810 9130
1"	615 810 9180	615 810 9140

HOSE CONNECTION	PART NUMBER	
	US Universal	DIN Standard 3489
1/4" (6.5mm)	-	615 810 9190
3/8" (10mm)	615 810 9270	615 810 9200
1/2" (13mm)	615 810 9280	615 810 9210
5/8" (16mm)	-	615 810 9220
3/4" (19mm)	615 810 9290	615 810 9230
1" (25.4mm)	615 810 9300	615 810 9240

COUPLINGS

QUICK RELEASE COUPLINGS - EURO SERIES: EUROPE

EURO 7.6mm / Max air flow capacity 72 cfm - 34 l/s (Delta 7.2 psi / 0.5 bar)
Economical air flow 40 cfm - 19 l/s (Delta 2.9 psi : 0.2 bar)

MALE THREAD in.	PART NUMBER BSP
1/4	**615 811 0720**
3/8	**615 811 0730**
1/2	**615 811 0740**

FEMALE THREAD in.	PART NUMBER BSP
1/4	**615 811 0750**
3/8	**615 811 0760**
1/2	**615 811 0770**

HOSE CONNECTION mm	PART NUMBER HOSE
6	**615 811 0780**
8	**615 811 0790**
10	**615 811 0800**
13	**615 811 0810**

Nipples Euro 7.6mm see page 187



EURO 10.4mm / Max air flow capacity 121 cfm - 57 l/s (Delta 7.2 psi / 0.5 bar)
Economical air flow 78 cfm - 37 l/s (Delta 2.9 psi / 0.2 bar)

MALE THREAD in.	PART NUMBER BSP
3/8	**615 811 0820**
1/2	**615 811 0830**
3/4	**615 811 0840**

FEMALE THREAD in.	PART NUMBER BSP
3/8	**615 811 0850**
1/2	**615 811 0860**
3/4	**615 811 0870**

HOSE CONNECTION mm	PART NUMBER HOSE
6	**615 811 0880**
8	**615 811 0890**
10	**615 811 0900**
13	**615 811 0910**

Nipples Euro 10.4mm see page 187

QUICK RELEASE COUPLINGS - ISO 6150B MIL-C4109: NORTH AMERICA, FRANCE, ITALY

ISO 6150B 6mm / Max air flow capacity 32 cfm - 15 l/s (Delta 7.2 psi / 0.5 bar)
Economical air flow 23.3 cfm - 11 l/s (Delta 2.9 psi / 0.2 bar)

MALE THREAD in.	PART NUMBER NPT
1/4	**615 811 0420**
3/8	**615 811 0430**
1/2	**615 811 0440**

FEMALE THREAD in.	PART NUMBER NPT
1/4	**615 811 0450**
3/8	**615 811 0460**
1/2	**615 811 0470**

HOSE CONNECTION mm	PART NUMBER
6	**615 811 0480**
8	**615 811 0490**
10	**615 811 0500**
13	**615 811 0510**

Nipples ISO 6150B 6mm see page 188

ISO 6150B 8mm / Max air flow capacity 63 cfm -30 l/s (Delta 7.2 psi / 0.5 bar)
Economical air flow 42 cfm - 20 l/s (Delta 2.9 psi / 0.2 bar)

MALE THREAD in.	PPART NUMBER NPT
1/4	**615 811 0520**
3/8	**615 811 0530**
1/2	**615 811 0540**

FEMALE THREAD in.	PART NUMBER NPT
1/4	**615 811 0550**
3/8	**615 811 0560**
1/2	**615 811 0570**

HOSE CONNECTION mm	PART NUMBER
6	**615 811 0580**
8	**615 811 0590**
10	**615 811 0600**
13	**615 811 0610**

Nipples ISO 6150B 8mm see page 188



ISO 6150B 11mm / Max air flow capacity 127 cfm - 60 l/s (Delta 7.2 psi / 0.5 bar)
Economical air flow 85 cfm - 40 l/s (Delta 2.9 psi / 0.2 bar)

MALE THREAD in.	PART NUMBER NPT
1/4	**615 811 0620**
3/8	**615 811 0630**
1/2	**615 811 0640**

FEMALE THREAD in.	PART NUMBER NPT
1/4	**615 811 0650**
3/8	**615 811 0660**
1/2	**615 811 0670**

HOSE CONNECTION mm	PART NUMBER
10	**615 811 0680**
13	**615 811 0690**
16	**615 811 0700**
19	**615 811 07 10**

Nipples ISO 6150B 11mm see page 188

QUICK RELEASE COUPLINGS - ASIA 7.5MM: JAPAN, CHINA, INDIA

ASIA 7.5mm / Max air flow capacity 36 cfm - 17 l/s (Delta 7.2 psi / 0.5 bar)
Economical air flow 23.3 cfm - 11 l/s (Delta 2.9 psi / 0.2 bar)

MALE THREAD in.	PART NUMBER R
3/8	**615 811 0320**
1/2	**615 811 0330**
3/4	**615 811 0340**

FEMALE THREAD in.	PART NUMBER R
3/8	**615 811 0350**
1/2	**615 811 0360**
3/4	**615 811 0370**

HOSE CONNECTION mm	PART NUMBER
6	**615 811 0380**
8	**615 811 0390**
10	**615 811 0400**
13	**615 811 0410**

Nipples ASIA 7.5mm see page 189

BALL VALVES

Suitable for air, water and many other liquids and gases.

DESCRIPTION	FEMALE THREAD	PART NUMBER	
	in.	NPT	BSP
CP BAL 08	1/4	**615 810 9490**	**615 810 9410**
CP BAL 10	3/8	**615 810 9500**	**615 810 9420**
CP BAL 15	1/2	**615 810 9510**	**615 810 9430**
CP BAL 20	3/4	**615 810 9520**	**615 810 9440**
CP BAL 25	1	**615 810 9530**	**615 810 9450**
CP BAL 32	1-1/4	**-**	**615 810 9460**
CP BAL 40	1-1/2	**-**	**615 810 9470**
CP BAL 50	2	**-**	**615 810 9480**

360° SWIVEL AIR INLET

Aimed to improve the working ergonomy,
Air flex connectors can rotate 360° eliminating efforts when working in cramped spaces

	PART NUMBER
Swivel	**894 015 8412**

* Air Inlet: 1/4" BSP

PERFECT PACK FOR 1/2" DRIVE TOOLS

PERFECT PACK CONTENT

ALWAYS GET THE BEST CONDITIONS FOR YOUR APPLICATIONS

- ►**SUFFICIENT PRESSURE**
- ►**CONSTANT AIRFLOW**
- ►**PROPER COUPLINGS AND NIPPLES**
- ►**CORRECT CONNECTION TO THE TOOL**
  (AS RECOMMENDED IN THE OPERATOR MANUAL)
- ►**BETTER ERGONOMICS**

PERFECT PACK PART NUMBER 615 812 0120

ITEM INCLUDED	SPECIFICATIONS	PART NO.
Reducer		
Airflex	1/2" NPT	**894 017 1567**
Whip 1/2" NPT	1/2" NPT	**CA049270**
Nipple ISO6150B	11 mm 1/2" Fem	**615 810 5870**
EF Coupling ISO6150B	11 mm Hose Con. 16 mm	**615 810 5480**
Effi Max Hose	5/8" (16mm) - 20 m	**615 810 9010**
Pressure Clamp HD x2	For rubber 22-25 mm	**615 811 0050**
Nipple ISO6150B	11 mm Hose Con. 16 mm	**615 810 6200**
EF Coupling ISO6150B	11 mm 1/2" Male	**615 810 5100**
FRL	2 stages 1/2" NPT	**894 016 8517**
FRL Stand	For 1/2" metallic FRL	**615 812 0450**
Oil Bottle	ProtectoLub 120 ml	**CA149661**
Gloves	XL size	**894 015 8619**
Soft Tool bag		

CONNECTING ACCESSORIES

LUBRICATION

OIL PROTECTO-LUBE

DESCRIPTION	PART NUMBER
Oil for cleaning motor parts (0.12L)	**CA149661**
Oil for cleaning motor parts (0.59L)	**CA000046**
Oil for air lubrication (3.8L)	**P089507**

CP CLUTCH GREASE

DESCRIPTION	PART NUMBER
Clutch Grease Tube (100g) Air Tool Oil	**894 015 8455**
Clutch Grease Cartridge (400g)	**894 015 8456**

GREASE GUN

DESCRIPTION	MODEL NUMBER
Grease gun	**C098689**

MINI OILER

DESCRIPTION	PART NUMBER
THREAD 1/4" NPT	**205 052 4123**
THREAD 3/8" NPT	**205 052 4293**

INLINE OILERS

MODEL NUMBER	CAPACITY	THREAD SIZE	MAXIMUM WORKING PRESSURE
618 812 0480	30 ml	1/4" BSP	34.0 bar (500psi)
615 812 0490	40 ml	1/2" BSP	34.0 bar (500psi)
615 812 0500	110 ml	3/4" BSP	18.0 bar (260psi)

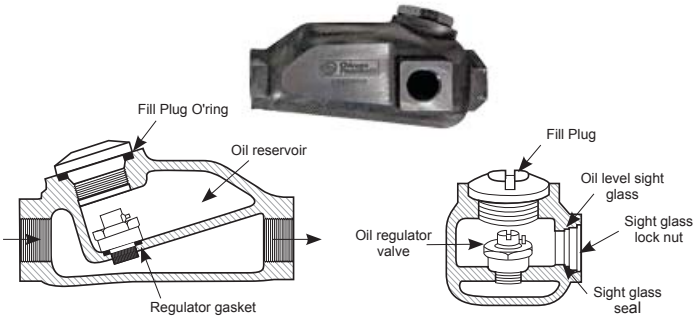

OTHER ACCESSORIES

AIR FLOW REGULATOR

DESCRIPTION	PART NUMBER
Economic flow regulator 1/4" NPT	**LC121737**
Heavy-duty flow regulator 1/4" NPT	**CA085203**

BLOW GUN

DESCRIPTION	PART NUMBER
Blow gun standard	**615 811 2690**
Blow gun standard silencer	**615 811 2700**
Blow gun extended nozzle	**615 811 2710**
Blow gun extended nozzle silencer	**615 811 2720**

All models: Air inlet 1/4"BSP

AIR FUSES

When a fitting comes loose from a pressurized hose or the hose is damaged, the hose starts to blow an excessive amount of air in an uncontrolled way, causing hose whip. This can cause injury, and damage to the workpiece and environment.
A way to ensure that this doesn't happen is to use an Air Fuse. It reduces the likelihood of potentially dangerous hose whip caused when a hose bursts or a fitting becomes detached. It quickly shuts off the supply and resets automatically as soon as back pressure in the line downstream is restored.

Air Fuses help to meet OSHA requirement 1926.302 (USA) and may eliminate the need for restraining or shielding hose, as required by European Standard EN983.

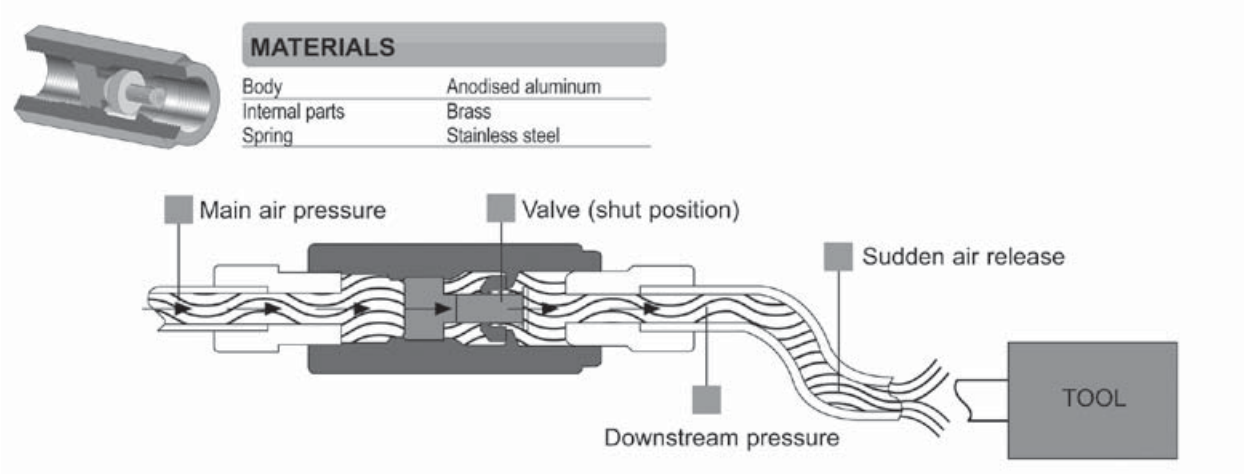

- Reduces risk of hose whip, helping to protect personnel
- Simple and reliable design
- High life expectancy
- Aluminum anodised body for high corrosion resistance
- Auto-Reset to restart downstream activity with the minimum downtime

PORT SIZE	PRESSURE DROP AT SHUT OFF FLOW		SHUT OFF FLOW RATE AT 7 BAR		TOOL MAXIMUM AIR FLOW		FOR FLOW RATES	PART NUMBER	
	bar	psi	l/s	cfm	l/s	cfm	in.	BSP	NPT
1/4"	0.14	2.03	7.8	16.4	5.0	10.5	Low	**615 811 2420**	**615 811 2450**
1/4"	0.30	4.35	13.0	27.3	10.0	21.0	High	**110402**	**615 811 2460**
3/8"	0.14	2.03	18.0	37.8	10.0	21.0	Low	**110422**	**615 811 2470**
3/8"	0.30	4.35	32.0	67.2	25.0	52.5	High	**110432**	**615 811 2480**
1/2"	0.30	4.35	45.0	94.5	35.0	73.5	High	**110442**	**615 811 2490**
3/4"	0.30	4.35	75.0	157.5	60.0	126.0	High	**615 811 2430**	**615 811 2500**
1"	0.30	4.35	86.0	180.6	70.0	147.0	High	**615 811 2440**	**110542**

TEST EQUIPMENT

AIR TOOL SIMULATOR

DESCRIPTION	PART NUMBER
Air tool simulator	**615 811 0090**

To check whether the pressure or air flow is sufficient.
The air tool simulator will be connected instead of the pneumatic tool.
Supplied with different connections.

BALANCERS - CP9911 TO CP9950

The CP balancers are premium quality products developed to take the weight of the tool away from the operator's arm. They eliminate stress and fatigue and help improve productivity. Ideally suited for heavy tools and/or repetitive tasks.

Spring retractor:

- Cylindrical shape
- Automatic load retraction
- Working area remains free
- Cable made of stainless steel
- Aluminium housing
- 5.2 to 8.2 ft (1,600 to 2,500 mm) cable stroke

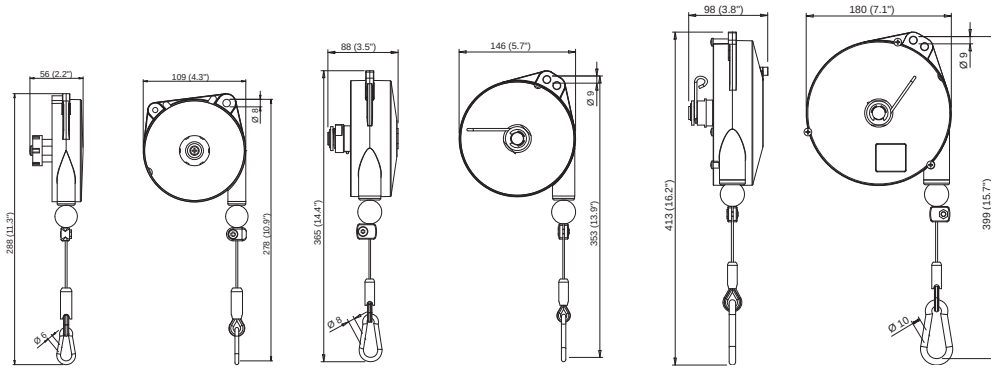

CP9911 to CP9913 **CP9920 to CP9923** **CP9936 to CP9950**

CP9911

CP9920

CP9936

MODEL	LOAD RANGE		STROKE		NET WEIGHT		PART NUMBER
	lb.	kg	ft	mm	lb.	kg	
Light duty balancers							
CP9911	0.8-2.2	0.4-1.0	5.2	1,600	1.3	0.6	**894 109 9110**
CP9912	2.2-4.4	1.0-2.0	5.2	1,600	1.3	0.6	**894 109 9120**
CP9913	4.4-6.6	2.0-3.0	5.2	1,600	1.5	0.7	**894 109 9130**
Medium duty balancers							
CP9920	2.2-5.5	1.0-2.5	6.5	2,000	4.4	2.0	**894 109 9200**
CP9921	4.4-8.8	2.0-4.0	6.5	2,000	4.4	2.0	**894 109 9210**
CP9922	8.8-13.2	4.0-6.0	6.5	2,000	5.1	2.3	**894 109 9220**
CP9923	13.2-17.6	6.0-8.0	6.5	2,000	2.5	5.5	**894 109 9230**
Medium duty balancers							
CP9936	4.4-8.8	2.0-4.0	8.2	2,500	6.4	2.9	**894 109 9360**
CP9937	8.8-13.2	4.0-6.0	8.2	2,500	7.1	3.2	**894 109 9370**
CP9938	13.2-17.6	6.0-8.0	8.2	2,500	7.7	3.5	**894 109 9380**
CP9939	17.6-22.0	8.0-10	8.2	2,500	8.2	3.7	**894 109 9390**
CP9940	22.0-30.8	10-14	8.2	2,500	8.8	4.0	**894 109 9400**
CP9946*	4.4-8.8	2.0-4.0	8.2	2,500	6.6	3.0	**894 109 9460**
CP9947*	8.8-13.2	4.0-6.0	8.2	2,500	7.3	3.3	**894 109 9470**
CP9948*	13.2-17.6	6.0-8.0	8.2	2,500	7.9	3.6	**894 109 9480**
CP9949*	17.6-22.0	8.0-10	8.2	2,500	8.4	3.8	**894 109 9490**
CP9950*	22.0-30.8	10-14	8.2	2,500	8.8	4.0	**894 109 9500**

** Equipped with a stroke locking device*

BALANCERS - CP9954 TO CP9971

Reaction free:
- Conical shape
- Constant retracting force
- Holds the selected height
- Cable made of stainless steel
- Aluminium housing
- 6.5 ft (2,000 mm) cable stroke

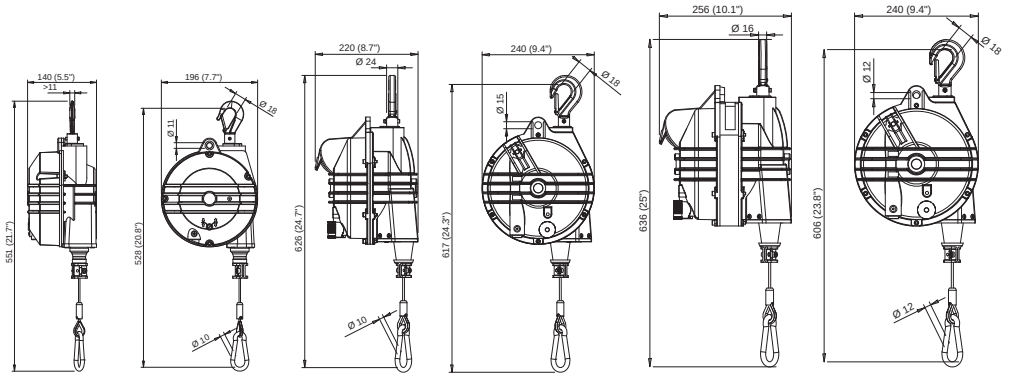

CP9954 to CP9959 CP9964 to CP9969 CP9970 - CP9971

MODEL	LOAD RANGE		STROKE		NET WEIGHT		PART NUMBER
	lb.	kg	ft	mm	lb.	kg	
Medium duty to heavy duty balancers							
CP9954	8.8-15.4	4.0-7.0	6.5	2,000	11.0	5.0	894 109 9540
CP9955	15.4-22	7.0-10	6.5	2,000	12.1	5.5	894 109 9550
CP9956	22-30.9	10-14	6.5	2,000	12.1	5.5	894 109 9560
CP9957	31-39.7	14-18	6.5	2,000	14.3	6.5	894 109 9570
CP9958	39.7-48.5	18-22	6.5	2,000	13.2	6.0	894 109 9580
CP9959	48.5-55	22-25	6.5	2,000	14.6	6.6	894 109 9590
Heavy duty balancers							
CP9964	55-66	25-30	6.5	2,000	25.4	11.5	894 109 9640
CP9965	66-77	30-35	6.5	2,000	26.0	11.8	894 109 9650
CP9966	77-99	35-45	6.5	2,000	27.3	12.4	894 109 9660
CP9967	99-121	45-55	6.5	2,000	27.6	12.5	894 109 9670
CP9968	121-143	55-75	6.5	2,000	30.0	13.6	894 109 9680
CP9969	143-165	65-75	6.5	2,000	32.0	14.5	894 109 9690
Super heavy duty balancers							
CP9970	165-198	75-90	6.5	2,000	38.1	17.3	894 109 9700
CP9971	198-231	90-105	6.5	2,000	39.7	18.0	894 109 9710

Notes

CP ToolBox

Available on the App Store

Google play

Get the free CP ToolBox

Scan this QR code or visit www.cp.com/app

Browse the complete CP product range in just a few taps.

Specifications, part breakdowns, manuals, and more at your fingertips. **CP ToolBox** offers comprehensive tool information anytime, even in locations without an internet connection.

The right compressed air solution

From raw material work to production lines, Chicago Pneumatic compressors keep you productive at all times.

Chicago Pneumatic is the perfect partner for your industrial processes. Our extended portfolio includes rotary screw compressors, piston compressors, quality air solution products and parts & services. The complete range of products excels in solidity and robustness ensuring quality and reliability. All CP products are designed and built to deliver the performance that will increase your productivity, always pushing for the best outcome possible.

With Chicago Pneumatic compressors, optimal performance and efficiency become a given, meeting the compressed air needs of professionals around the globe.

To get more details about the CP compressor offer in your country, please contact your closest distributor on our website:
www.cp.com

Inverter-driven compressor technology for lower energy consumption

Energy takes up about 70% of the total operating cost of your compressor over a 5-year period. That is why Chicago Pneumatic R&D focuses on energy savings. Inverter-driven compressors can cut the energy bill of your compressed air installation by up to 30%.

Inverter-driven compressors reduce energy consumption through:

- Air end: energy optimization throughout the speed range
- Inverter: perfect match of air demand and air supply, no unload losses
- Drive train: direct transmission engineered for longer bearing lifetime
- Controller: intelligent energy saving features with optimum zone control and integrated sequencer (up to 6 compressors)

The 10 things you should consider when buying a compressor

When you consider buying a compressor, the offer is wide and can appear quite complex. Here are 10 basic rules to help you finding the compressor that suits your needs.

1. Determine your type of use: DIY, professional or industrial

You just occasionally fix small things at home? Or you rather need continuous air flow to keep different applications ruling in your factory?

2. Define the tools you will work with to define the total Free Air Delivery requirements (FAD). FAD is often expressed in CFM (cubic feet per meter) or l/m (liter per minute)

Blowing up your mountain bike tires requires much less air flow and pressure than working with a professional spray gun. To select the right compressor, you need to know the total CFM of all your individual air applications. Add an additional margin of 25% to cover inefficiencies in your network and future growth. FAD is the most important selection criterium.

required CFM = (CFM tool 1+ CFM tool 2 + CFM tool n) + 25% of total CFM

3. Define your frequency of use: occasional – intermittent – frequent

Piston compressor technology is suitable for many occasional and intermittent users. Frequent users will benefit from cast iron piston and screw compressor technology.

4. Define the spacing requirements of your machine: fixed, moveable, remote device and horizontal or vertical vessel

For easy moving around your compressor, look for comfortable handles and wheels. For remote service, consider an engine driven compressor. Always on the same spot? Go for comfort vibration dampers and a wide stable base. If you have reduced workspace, consider a vertical vessel.

5. Define the comfort you need in terms of noise level

With a separate compressor room and an air network, there are less requirements considering the compressor noise level. If you want to position your device close to your working area, silenced compressors are ideal for you.

6. Define your electrical requirements

Check if you need a 1 phase or 3 phase compressor. When you have variable flow requirements and more than 5 minutes load, consider a frequency driven compressor. Most of the time, your air consumption will not be constant, so you can gain a lot on energy efficiency.

7. Define your vessel size

For an average use of your selected compressor type, the standard proposed vessel size suits the needs, as compressor design is based on years of experience.

8. Define the accessories you need

You have delicate air equipment or care extra about the environment, so you need special clean or dry air? Quality Air solutions like dryers and filters exist in many forms, separate or integrated if you require moisture free air.

9. Check the quality label

For an optimal return on investment, look for guarantees, like ISO conformity and genuine parts so you can enjoy a long, safe and efficient lifetime of your compressor.



10. Check ease of maintenance, parts and service availability

Check serviceability of the device, service intervals and if easy access to genuine parts and services is guaranteed.

You want to verify your choice? Our team is ready to support you with their professional advice on Chicago Pneumatic compressors.

Check out your nearest contact at **www.cp.com**

GENERAL SAFETY INSTRUCTIONS FOR THE OPERATION OF POWER TOOLS

The goal of Chicago Pneumatic is to produce tools that help the operator work safely and efficiently. The most important safety device for this or any tool is the operator. Care and good judgement are the best protection against injury. All possible hazards cannot be covered here, but we have tried to highlight some of the important ones. Individuals should look for and obey Caution, Warning and Danger Signs placed on tools, and displayed in the workplace. Operators should read and follow safety instructions packed with each tool. For a copy of these instructions, contact your nearest Chicago Pneumatic representative via www.cp.com.

Learn how each tool works. Even if you have previously used similar tools, carefully check out each tool before you use it. Get the "feel" of it and know capabilities, limitations, potential hazards, how it operates and how it stops.

WARNING

Multiple Hazards. Read and understand safety instructions supplied with tool before operating or servicing. Failure to do so can result in serious bodily injury.

All tools are designed to operate on a air line pressure of 90 PSI (6.3 bar +/-0.15) bar in accordance with ISO2787, 8NTC1.2. Sound levels +/- 3dB(A)* are measured in accordance with EN ISO15744. Vibration values* are measured in accordance with ISO8662 & ISO28927

A higher pressure could affect the tools lifespan, and operator safety (excessive vibration, or abrasive over-speed and burst risk). We recommend the use of a gauge equipped FRL for every tool to operate this adjustment.
**These declared values were obtained by laboratory type testing in accordance with the stated standards and are suitable for comparison with the declared values of other tools tested in accordance with the same standards. These declared values are not adequate for use in risk assessments and values measured in individual work places may be higher. The actual exposure values and risk of harm experienced by an individual user are unique and depend upon the way the user works, the workpiece and the workstation design, as well upon the exposure time and the physical condition of the user.*
We, Chicago Pneumatic, cannot be held liable for the consequences of using the declared values, instead of values reflecting the actual exposure, in an individual risk assessment in a work place situation over which we have no control.

Compressed Air Hazards

- Air under pressure can cause injury. Never point an air hose at yourself or anyone else. Never blow your clothes free of dust with compressed air. Always direct exhaust air away from yourself and others in the work area.
- Always check for damaged or loose hoses and fittings before using an air tool, and replace if necessary. Whipping hoses can cause serious injury.
- Disconnect the tool from the air supply when not in use, before changing accessories, setting the torque, or when making repairs.
- Do not exceed rated air pressure to increase the output of the tool. This could cause injury and shorten tool life.
- Do not assemble quick coupler on the tool. Vibration can cause breakage resulting in a whipping air hose. Instead, use quick couplers on the end of a short leader hose.
- When universal twist couplings are used, lock pins must be installed to prevent accidental hose disconnection.
- Air tools are not intended for use in explosive atmospheres and are not insulated for contact with electric power sources.

Projectile Hazards for all air tools

- Always wear impact resistant eye and face protection when involved with or near the operation or the repair of air tools.

Breathing Hazards

- Proper breathing protection must be worn when working with materials which produce airborne particles.

Noise Hazards

- Hearing loss can result from prolonged exposure to excessive sound levels.
- Use hearing protection as recommended by your employer or OSHA regulation (see 29 CFR part 1910).

Vibration Hazards

- Repetitive work motions, awkward positions and exposure to vibration may be harmful to your hands and arms.
- If numbness, tingling, pain or whitening of the skin occurs, stop using tool and consult a physician.

Entanglement Hazards

- To reduce the risk of injury from entanglement, do not wear loose clothing when using rotating accessories.

Additional Hazards

- Slip/Trip/Fall is a major cause of serious injury or death. Beware of excess hose/cord left on the walking or work surface.
- Operators and maintenance personnel must be physically fit to perform job tasks, and handle the bulk, weight and power of the tool.
- Deburring tools should be used to reduce risk of cuts and abrasions due to burrs.
- Wear gloves to protect hands from sharp edges.

SPECIFIC SAFETY INSTRUCTIONS FOR POWER TOOL GROUPS

In addition to the General Safety Instructions, the following are safety instructions and warnings that apply to the safe operation of specific power tool groups. Consult ANSI B186.1 Safety Code for Portable Air Tools. Available from: America National Standards Institute (ANSI), 11 W. 42nd St., 13th floor, New York, New York 10036, (212) 642-4900; or the European Committee for Standardization, Rue de Stassart 36, 1050 Brussels, Belgium.

Impact Wrenches

- Never use hand sockets. Use only impact sockets in good condition. Sockets in poor condition reduce impact power and could also shatter, resulting in personal injury.
- When using a universal joint, never free run the tool, it may run too fast and cause the joint to be thrown from the tool.
- Always use the simplest hook-up possible. Long springy extension bars and adapters absorb impact power and could break loose resulting in personal injury. Instead, use deep sockets whenever possible.
- For tools using the pin and o-ring socket retainer, use the o-ring to securely retain the socket pin.

Abrasive Tools

- Never mount a grinding wheel on a sander.
- Never use a grinding wheel marked with a speed lower than the rated air grinder speed.
- All grinding wheels and polishing/sanding accessories should be checked for cracks or other damage before mounting and use.
- Always use the recommended wheel guard to prevent injury when performing grinding operations. If a guard has withstood wheel or disc breakage, it must be replaced.
- Position a guard between the grinding wheel or disc and the operator. Use barriers to protect others from fragments and grinding sparks.
- Make sure grinding wheels are mounted according to manufacturer's specifications; always use correct mounting flanges.
- Before grinding, test grinding wheel or disc by briefly running tool at full throttle. Be sure to use a barrier (such as under a heavy work table) to protect yourself from possible broken wheel parts.
- Never tamper with or remove a speed governor from a tool to make it run faster. Periodically check tool speed with a tachometer.

Assembly Tools

- Serious injury can result from over-torqued or under-torqued fasteners, which can break, or loosen and separate.
- Released assemblies can become projectiles. Assemblies requiring a specific torque must be checked using a torque meter.

Hammers

- All chisels, rivet sets and other accessories should be checked for cracks, excessive wear, or other physical damage before each use. Accessories that show signs of damage should be replaced immediately.
- Never use a tool without the proper accessory retainer.

Ratchets

- Never use hand sockets. Use only power drive sockets per ANSI B107.2.
- To reduce the risk of injury, always support the handle securely in the direction opposite of the spindle rotation to minimize torque reaction.

Specialty Tools

- Specific instructions/warnings affecting this group of tools are contained in product-specific documents accompanying each product.

Drills

- Keep away from rotating bit and chuck. You can become cut or burned if you come in contact with the drill bit, chips or work surface.
- Use intermittent drill pressure to avoid long shaved chips.
- The drill bit can suddenly bind and cause the work piece or tool to rotate causing arm and shoulder injuries.
- ANSI recommends use of a support handle on drills with a chuck larger than 3/8" (10 mm).

Accessories

- Always use accessories of correct size and design for the tool. Tool and accessories must not be modified in any way.
- Never use a tool without the proper accessory retainer.

See Safety Requirements for Abraiding Materials with Coated Abrasives (B7.7) from ANSI.

INDEX (MODEL SEARCH)

MODEL	PART NUMBER	DESCRIPTION	PAGE
B14A	615 174 0220	Percussive Tool	157
B15B	615 174 0230	Percussive Tool	155
B15M	615 174 0240	Percussive Tool	151
B16B	615 174 0250	Percussive Tool	155
B16BV	615 174 0510	Percussive Tool	156
B16M	615 174 0260	Percussive Tool	151
B16MV	615 174 0500	Percussive Tool	152
B18B	615 174 0270	Percussive Tool	155
B18BV	615 174 0530	Percussive Tool	156
B18M	615 174 0280	Percussive Tool	151
B18MV	615 174 0520	Percussive Tool	152
B19B	615 174 0300	Percussive Tool	155
B19B1	615 174 0310	Percussive Tool	155
B19BV	615 174 0550	Percussive Tool	156
B19M	615 174 0320	Percussive Tool	151
B19MV	615 174 0540	Percussive Tool	152
B20	615 174 0340	Percussive Tool	160
B20-0	615 174 0350	Percussive Tool	160
B20-00	615 174 0360	Percussive Tool	160
B20-1	615 174 0370	Percussive Tool	160
B20L	615 174 0380	Percussive Tool	160
B20L-1	615 174 0390	Percussive Tool	160
B21B	615 174 0400	Percussive Tool	155
B21M	615 174 0410	Percussive Tool	151
B23	615 174 0420	Percussive Tool	157
CP0200B18	615 161 8010	Percussive Tool	161
CP0200B18-2F	615 161 8020	Percussive Tool	161
CP0200B18L	615 161 8080	Percussive Tool	161
CP0200B18L-2F	615 161 8090	Percussive Tool	161
CP0200B22	615 161 8030	Percussive Tool	161
CP0200B22-2F	615 161 8040	Percussive Tool	161
CP0200B22L	615 161 8100	Percussive Tool	161
CP0200B22L-2F	615 161 8110	Percussive Tool	161
CP0200B25	615 161 8050	Percussive Tool	161
CP0200B25-2F	615 161 8060	Percussive Tool	161
CP0200B25L	615 161 8120	Percussive Tool	161
CP0200B25L-2F	615 161 8130	Percussive Tool	161
CP0200B32L	615 161 8070	Percussive Tool	161
CP0200B32L-2F	615 161 8140	Percussive Tool	161
CP0456-LASAN	T013049	Percussive Tool	150
CP0456-LESAR	T013046	Percussive Tool	150
CP0611 HAZED	T022582	Impact	23
CP0611 PASED	T022578	Impact	23
CP0611 PASEL	T022579	Impact	23
CP0611-D28H	615 159 0160	Impact	23
CP0611-D28L	615 159 0170	Impact	23
CP0611P RLS	T025414	Impact	22
CP0611P RLS	615 159 0060	Impact	22
CP0611P RS	615 159 0050	Impact	22
CP0951	T022306	Percussive Tool	149
CP0952	T019191	Percussive Tool	149
CP1014P05	615 158 0190	Drills	142
CP1014P24	615 158 0050	Drills	141
CP1014P33	615 158 0030	Drills	141
CP1014P45	615 158 0010	Drills	141
CP1117P05	615 158 0170	Drills	143
CP1117P05 (keyless)	615 158 0180	Drills	143
CP1117P05 (without chuck)	615 158 0240	Drills	143
CP1117P09	615 158 0150	Drills	143
CP1117P09 (keyless)	615 158 0160	Drills	143
CP1117P09 (without chuck)	615 158 0230	Drills	143
CP1117P26	615 158 0130	Drills	142
CP1117P26 (keyless)	615 158 0140	Drills	142
CP1117P26 (without chuck)	615 158 0220	Drills	142
CP1117P32	615 158 0110	Drills	142
CP1117P32 (keyless)	615 158 0120	Drills	142
CP1117P32 (without chuck)	615 158 0210	Drills	142
CP1117P60	615 158 0090	Drills	142
CP1117P60 (keyless)	615 158 0100	Drills	142
CP1117P60 (without chuck)	615 158 0200	Drills	142
CP1720R22	615 158 0250	Drills	145
CP1720R32	615 158 0260	Drills	145
CP1720R50	615 158 0270	Drills	145
CP1816	615 158 0300	Drills	144
CP1820R22	615 158 0280	Drills	145
CP1820R32	615 158 0290	Drills	145
CP2003	615 192 2003	Screwdriver	60
CP2005	615 192 2005	Screwdriver	60
CP2007	615 192 2007	Screwdriver	60
CP2008	615 192 2008	Screwdriver	60
CP2010	615 192 2010	Screwdriver	60
CP2012	615 192 2012	Screwdriver	60
CP2036	615 192 2036	Screwdriver	54
CP2037	615 192 2037	Screwdriver	54
CP2041	615 192 2041	Screwdriver	54
CP2042	615 192 2042	Screwdriver	54
CP2136	894 102 1360	Screwdriver	53
CP2141	894 102 1410	Screwdriver	53
CP2611	615 192 2611	Screwdriver	59
CP2612	615 192 2612	Screwdriver	57
CP2621	615 192 2621	Screwdriver	59
CP2622	615 192 2622	Screwdriver	59
CP2623	615 192 2623	Screwdriver	57
CP2754	615 192 2754	Screwdriver	55
CP2755	615 192 2755	Screwdriver	55
CP2764	615 192 2764	Screwdriver	55
CP2765	615 192 2765	Screwdriver	55
CP2780	615 192 2780	Screwdriver	55

MODEL	PART NUMBER	DESCRIPTION	PAGE
CP2816	615 163 0020	Screwdriver	58
CP2817	615 163 0030	Screwdriver	58
CP2828	615 163 0040	Screwdriver	58
CP2829	615 163 0050	Screwdriver	58
CP3000-325F	615 160 0180	Die Grinder	78
CP3000-325R	615 160 0150	Die Grinder	78
CP3000-330R	615 160 0160	Die Grinder	78
CP3000-415R	615 160 0190	Die Grinder	78
CP3000-418R	615 160 0200	Die Grinder	78
CP3000-420F	615 160 0250	Die Grinder	78
CP3000-420R	615 160 0210	Die Grinder	78
CP3000-424F	615 160 0260	Die Grinder	78
CP3000-424R	615 160 0220	Die Grinder	78
CP3000-515F	615 160 0300	Die Grinder	78
CP3000-515R	615 160 0270	Die Grinder	78
CP3000-518F	615 160 0310	Die Grinder	78
CP3000-518R	615 160 0280	Die Grinder	78
CP3000-520F	615 160 0320	Die Grinder	78
CP3000-520R	615 160 0290	Die Grinder	78
CP3000-600CR	615 160 0140	Die Grinder	75
CP3000-600CR	615 160 0330	Die Grinder	75
CP3019-12AC	615 160 4070	Die Grinder	80
CP3019-12AC CNOMO	615 160 4230	Die Grinder	80
CP3019-12AF	615 160 7080	Sander	117
CP3019-13A4	615 160 7050	Angle Grinder	93
CP3019-18	615 160 0090	Die Grinder	80
CP3019-18A3	615 160 7060	Angle Grinder	93
CP3019-20	615 160 0100	Die Grinder	80
CP3019-20 CNOMO	615 160 0340	Die Grinder	80
CP3019-20A3	615 160 7070	Angle Grinder	93
CP3019-20AC	615 160 4080	Die Grinder	80
CP3019-20AC CNOMO	615 160 4240	Die Grinder	80
CP3019-20AF	615 160 7090	Sander	117
CP3019-20ES	615 160 2170	Die Grinder	80
CP3019-20ES CNOMO	615 160 2210	Die Grinder	80
CP3019-25	615 160 0110	Die Grinder	80
CP3019-25 CNOMO	615 160 0350	Die Grinder	80
CP3019-25ES	615 160 2180	Die Grinder	80
CP3019-25ES CNOMO	615 160 2220	Die Grinder	80
CP3019-31	615 160 0120	Die Grinder	80
CP3019-31 CNOMO	615 160 0360	Die Grinder	80
CP3019-31ES	615 160 2190	Die Grinder	80
CP3019-31ES CNOMO	615 160 2230	Die Grinder	80
CP3019-40	615 160 0130	Die Grinder	80
CP3019-40 CNOMO	615 160 0370	Die Grinder	80
CP3019-40ES	615 160 2200	Die Grinder	80
CP3019-40ES CNOMO	615 160 2240	Die Grinder	80
CP3030-325AFR	615 162 0060	Sander	116
CP3030-325F	615 160 4120	Die Grinder	79
CP3030-325R	615 160 4090	Die Grinder	79
CP3030-330F	615 160 4110	Die Grinder	79
CP3030-330R	615 160 4100	Die Grinder	79
CP3030-415AFR	615 162 0070	Sander	116
CP3030-418R	615 160 4130	Die Grinder	79
CP3030-420AFR	615 162 0080	Sander	116
CP3030-420F	615 160 4170	Die Grinder	79
CP3030-420R	615 160 4140	Die Grinder	79
CP3030-424F	615 160 4180	Die Grinder	79
CP3030-424R	615 160 4150	Die Grinder	79
CP3030-515AFR	615 162 0100	Sander	116
CP3030-518R	615 160 4190	Die Grinder	79
CP3030-520F	615 160 4220	Die Grinder	79
CP3040GABTIM	615 160 7010	Angle Grinder	95
CP3040GASTIM	615 160 7020	Angle Grinder	95
CP3070-120G	615 162 0090	Sander	118
CP3109-13A4	615 160 7030	Angle Grinder	95
CP3109-13A4ES	615 160 7040	Angle Grinder	95
CP3109-13AC	615 160 4060	Die Grinder	82
CP3109-19	615 160 0020	Die Grinder	82
CP3109-19ES	615 160 2080	Die Grinder	82
CP3109-24	615 160 0030	Die Grinder	82
CP3109-24ES	615 160 2090	Die Grinder	82
CP3109-28	615 160 0040	Die Grinder	82
CP3109-28ES	615 160 2100	Die Grinder	82
CP3119-12	615 160 0050	Die Grinder	83
CP3119-12 CNOMO	615 160 0380	Die Grinder	83
CP3119-123X	615 160 6070	Straight Wheel Grinder	85
CP3119-12EL	615 160 2150	Die Grinder	84
CP3119-12ES	615 160 2110	Die Grinder	83
CP3119-12ES CNOMO	615 160 2250	Die Grinder	83
CP3119-12ES3X	615 160 6030	Straight Wheel Grinder	85
CP3119-12ES4	615 160 6020	Straight Wheel Grinder	85
CP3119-12EXL	615 160 2160	Die Grinder	84
CP3119-15	615 160 0060	Die Grinder	83
CP3119-15 CNOMO	615 160 0390	Die Grinder	83
CP3119-15ES	615 160 2120	Die Grinder	83
CP3119-15ES CNOMO	615 160 2260	Die Grinder	83
CP3119-15ES2	615 160 6040	Straight Wheel Grinder	85
CP3119-15ES3	615 160 6050	Straight Wheel Grinder	85
CP3119-18	615 160 0070	Die Grinder	83
CP3119-18 CNOMO	615 160 0400	Die Grinder	83
CP3119-18ES	615 160 2130	Die Grinder	83
CP3119-18ES CNOMO	615 160 2270	Die Grinder	83
CP3119-18ES3	615 160 6060	Straight Wheel Grinder	85
CP3119-22	615 160 0080	Die Grinder	83
CP3119-22 CNOMO	615 160 0410	Die Grinder	83
CP3119-22ES	615 160 2140	Die Grinder	83
CP3119-22ES CNOMO	615 160 2280	Die Grinder	83

MODEL	PART NUMBER	DESCRIPTION	PAGE
CP3249-GABSUD	615 160 6140	Straight Wheel Grinder	86
CP3249-GABSUDE	615 160 6190	Straight Wheel Grinder	86
CP3249-GABSYG	615 160 6130	Straight Wheel Grinder	86
CP3249-GABSYGE	615 160 6180	Straight Wheel Grinder	86
CP3349-SALAVADE	615 160 9110	Angle Grinder	107
CP3349-SALAVEL	615 160 9070	Angle Grinder	107
CP3349-SALAVELE	615 160 9130	Angle Grinder	107
CP3349-SALAVET	615 160 9080	Angle Grinder	107
CP3349-SALAVETE	615 160 9150	Angle Grinder	107
CP3450-12AA5	615 160 4040	Angle Grinder	98
CP3450-12AB5	615 160 4050	Angle Grinder	98
CP3450-12AC4	615 160 4010	Angle Grinder	98
CP3450-12AC45	615 160 4030	Angle Grinder	98
CP3450-12ACR4	615 160 4020	Angle Grinder	98
CP3451-16SE25	615 160 2020	Straight Wheel Grinder	85
CP3451-16SER25	615 160 2050	Straight Wheel Grinder	85
CP3451-18SE3	615 160 2030	Straight Wheel Grinder	85
CP3451-18SEC	615 160 2010	Die Grinder	81
CP3451-18SER3	615 160 2060	Straight Wheel Grinder	85
CP3451-18SERC	615 160 2040	Die Grinder	81
CP3510	615 193 3510	Orbital Sander	122
CP3511	615 193 3511	Orbital Sander	122
CP3512	615 193 3512	Orbital Sander	122
CP3514	615 193 3514	Orbital Sander	122
CP3650-100AB6VK	615 160 7300	Angle Grinder	101
CP3650-120AA45	615 160 7310	Angle Grinder	100
CP3650-120AA5	615 160 7210	Angle Grinder	100
CP3650-120AA5VK	615 160 7180	Angle Grinder	101
CP3650-120AB45	615 160 7320	Angle Grinder	100
CP3650-120AB5	615 160 7220	Angle Grinder	100
CP3650-120AB5VK	615 160 7190	Angle Grinder	101
CP3650-120ACC	615 160 7230	Die Grinder	82
CP3650-120AH5VK	615 160 7200	Angle Grinder	101
CP3650-135AC4FK	615 160 7170	Angle Grinder	100
CP3850-60AB9V	615 160 7340	Angle Grinder	104
CP3850-65AB9VE	615 170 4940	Angle Grinder	105
CP3850-65AH9VE	615 170 4950	Angle Grinder	105
CP3850-77AB7V	615 170 4960	Angle Grinder	104
CP3850-85AB7V	615 160 7440	Angle Grinder	104
CP3850-85AB7VE	615 170 4920	Angle Grinder	105
CP3850-85AH7VE	615 170 4930	Angle Grinder	105
CP5080-3260D12	615 162 0000	Belt Sander	120
CP5080-3260D12K	615 162 0050	Belt Sander	120
CP5080-3260H19	615 162 0200	Belt Sander	120
CP5080-4200D24	615 162 0010	Belt Sander	120
CP5080-4200H18	615 162 0020	Belt Sander	121
CP5080-4200H18K	615 162 0040	Belt Sander	121
CP5080-5220H18	615 162 0030	Belt Sander	121
CP6060-P15H	615 159 0090	Impact	19
CP6060-P15R	615 159 0100	Impact	19
CP6120 GASED	T018237	Impact	25
CP6120 GASEL	T017755	Impact	25
CP6120 PASED	T018841	Impact	25
CP6120 PASEL	T018235	Impact	25
CP6130-T70	615 159 0010	Impact	27
CP6135-D80	615 159 0380	Impact	26
CP6135-D80L	615 159 0660	Impact	26
CP6240-T120	615 159 0020	Impact	27
CP6300 RSR	T025285	Impact	11
CP6500-RS	T025214	Impact	15
CP6500-RSR	T025216	Impact	15
CP6748EX-P11R	615 159 0570	Impact	17
CP6763	615 159 0400	Impact	20
CP6763-D18D	615 159 0640	Impact	21
CP6768EX-P18D	615 159 0580	Impact	17
CP6773	615 159 0410	Impact	21
CP6773-D18D	615 159 0650	Impact	21
CP6778EX-P18D	615 159 0590	Impact	17
CP6910-P24	615 159 0070	Impact	24
CP6920-D24	615 159 0080	Impact	24
CP6930-D35	615 159 0390	Impact	24
CP7111	894 107 1110	Percussive Tool	153
CP7111H	894 107 1111	Percussive Tool	153
CP7115	894 107 1150	Percussive Tool	149
CP7120	894 107 1200	Percussive Tool	150
CP7125	894 107 1250	Percussive Tool	149
CP714	T012735	Percussive Tool	153
CP716	T025348	Percussive Tool	153
CP717	T020120	Percussive Tool	153
CP719	T025366	Impact	10
CP719QC	T025367	Impact	10
CP7202	894 107 2021	Sander	117
CP721	T021963	Impact	10
CP7215	894 107 2151	Orbital Sander	123
CP7215CV	894 107 2153	Orbital Sander	123
CP7215CVE	894 127 2153	Orbital Sander	123
CP7215E	894 127 2151	Orbital Sander	123
CP7215H	894 107 2154	Orbital Sander	124
CP7215HCVE	894 127 2155	Orbital Sander	124
CP7215HE	894 127 2154	Orbital Sander	124
CP7215SV	894 107 2152	Orbital Sander	123
CP7215SVE	894 127 2152	Orbital Sander	123
CP7220E	894 127 2201	Orbital Sander	125
CP7220HCVE	615 170 3790	Orbital Sander	125
CP7220HE	615 170 3770	Orbital Sander	126
CP7220SVE	894 127 2202	Orbital Sander	125
CP7225	894 107 2251	Orbital Sander	123
CP7225CV	894 107 2253	Orbital Sander	123

MODEL	PART NUMBER	DESCRIPTION	PAGE
CP7225CVE	894 127 2253	Orbital Sander	123
CP7225E	894 127 2251	Orbital Sander	123
CP7225SVE	894 127 2252	Orbital Sander	123
CP724H	894 100 7241	Impact	11
CP7250CVE	894 127 2503	Orbital Sander	125
CP7250E	894 127 2501	Orbital Sander	125
CP7250HCVE	615 170 3760	Orbital Sander	126
CP7250SVE	894 127 2502	Orbital Sander	125
CP7255	894 107 2551	Orbital Sander	123
CP7255CV	894 107 2553	Orbital Sander	123
CP7255CVE	894 127 2553	Orbital Sander	123
CP7255E	894 127 2551	Orbital Sander	123
CP7255H	894 107 2554	Orbital Sander	124
CP7255HCVE	894 127 2555	Orbital Sander	124
CP7255HE	894 127 2554	Orbital Sander	124
CP7255SV	894 107 2552	Orbital Sander	123
CP7255SVE	894 127 2552	Orbital Sander	123
CP7263CVE	894 117 2650	Orbital Sander	127
CP7263E	894 107 2650	Orbital Sander	127
CP7264CVE	894 117 2640	Orbital Sander	127
CP7264E	894 107 2640	Orbital Sander	127
CP7266CVE	894 117 2660	Orbital Sander	127
CP7266E	894 107 2660	Orbital Sander	127
CP7267CVE	894 117 2670	Orbital Sander	127
CP7267E	894 107 2670	Orbital Sander	127
CP7268	894 107 2680	Orbital Sander	124
CP726H	894 100 7261	Impact	11
CP7300	894 107 3000	Drills	140
CP7300R	894 107 3001	Drills	140
CP734H	T024351	Impact	14
CP7500D	894 107 5001	Angle Grinder	93
CP7540-C	894 107 5401	Angle Grinder	97
CP7540-CN	894 107 5400	Angle Grinder	97
CP7545-B	894 107 5452	Angle Grinder	97
CP7545-C	894 107 5451	Angle Grinder	97
CP7550-A	894 107 5503	Angle Grinder	97
CP7550-B	894 107 5502	Angle Grinder	97
CP7550-C	894 107 5501	Angle Grinder	97
CP7600C-R	894 107 6031	Bluetork nutrunner	36
CP7600C-R4P	894 107 6035	Bluetork nutrunner	36
CP7600xB	894 107 6010	Bluetork nutrunner	36
CP7600xB-R	894 107 6011	Bluetork nutrunner	36
CP7600xB-R4P	894 107 6015	Bluetork nutrunner	36
CP7711	894 107 7110	Impact	10
CP7721	894 107 7210	Impact	10
CP772H	T024598	Impact	18
CP7748	894 107 7480	Impact	14
CP780	T025095	Screwdriver	56
CP781	T025096	Screwdriver	56
CP782	T025097	Screwdriver	56
CP783	T025098	Screwdriver	56
CP7830HQ	894 107 8308	Ratchet	31
CP7830Q	894 107 8306	Ratchet	31
CP785	T022698	Drills	140
CP785H	T024134	Drills	144
CP785S	T023200	Specialty Tools	176
CP789HR	T025165	Drills	144
CP789R-26	T025180	Drills	140
CP789R-42	T025198	Drills	140
CP7900	894 107 9000	Specialty Tools	174
CP7901	894 107 9011	Specialty Tools	174
CP8222-P	615 159 0180	Impact	12
CP8222-R	615 159 0230	Impact	12
CP8232-QC	615 159 0190	Impact	12
CP8242-P	615 159 0200	Impact	13
CP8242-R	615 159 0240	Impact	13
CP8252-P	615 159 0210	Impact	13
CP8252-R	615 159 0250	Impact	13
CP825T	T023190	Ratchet	31
CP8272-D	615 159 0260	Impact	18
CP828	T022708	Ratchet	31
CP828H	T022970	Ratchet	31
CP835	T022550	Specialty Tools	176
CP8528	894 108 5289	Cordless Tool	69
CP8528 Pack	894 108 5280	Cordless Tool	69
CP8528 Pack US	894 108 5281	Cordless Tool	69
CP854	T023186	Angle Grinder	95
CP8548	894 108 5489	Cordless Tool	68
CP8548 Pack	894 108 5480	Cordless Tool	68
CP8548 Pack US	894 108 5481	Cordless Tool	68
CP854E	T023187	Angle Grinder	95
CP857	T024387	Angle Grinder	102
CP858	T025179	Belt Sander	119
CP860	T019704	Die Grinder	77
CP860E	T021136	Die Grinder	77
CP860ES	T023193	Die Grinder	77
CP860ESE	T023354	Die Grinder	77
CP861	T022039	Specialty Tools	175
CP873	T025374	Specialty Tools	175
CP874	T025375	Specialty Tools	175
CP875	T023995	Die Grinder	77
CP876	T023996	Die Grinder	77
CP879	T023999	Drills	141
CP881	T023916	Specialty Tools	174
CP8818	894 108 8189	Cordless Tool	67
CP8818 Pack	894 108 8180	Cordless Tool	67
CP8818 Pack US	894 108 8181	Cordless Tool	67
CP8828	894 108 8289	Cordless Tool	66

INDEX (MODEL SEARCH)

MODEL	PART NUMBER	DESCRIPTION	PAGE
CP8828 Pack	894 108 8280	Cordless Tool	66
CP8828 Pack US	894 108 8281	Cordless Tool	66
CP8848	894 108 8489	Cordless Tool	64
CP8848 Pack	894 108 8480	Cordless Tool	64
CP8848 Pack US	894 108 8481	Cordless Tool	64
CP8848-2	894 108 8488	Cordless Tool	65
CP8848-2 Pack	894 108 8482	Cordless Tool	65
CP8848-2 Pack US	894 108 8483	Cordless Tool	65
CP887	T025376	Drills	141
CP9104Q	615 195 9104	Die Grinder	75
CP9105Q-B	615 195 2105	Die Grinder	76
CP9106Q-B	615 195 2106	Die Grinder	76
CP9108Q-B	615 195 2108	Die Grinder	76
CP9110Q-B	615 195 2110	Die Grinder	76
CP9111Q-B	615 195 2111	Die Grinder	76
CP9112Q-B	615 195 2112	Die Grinder	76
CP9113G	615 160 0010	Die Grinder	81
CP9113GES	615 160 2070	Die Grinder	81
CP9116	894 109 1160	Specialty Tools	175
CP9120CR	615 195 2120	Angle Grinder	94
CP9120CRN	894 109 1200	Angle Grinder	94
CP9121AR	615 195 7321	Angle Grinder	94
CP9121BR	615 195 7221	Angle Grinder	94
CP9121CR	615 195 2121	Angle Grinder	94
CP9122BR	615 195 7222	Angle Grinder	94
CP9122CR	615 195 2122	Angle Grinder	94
CP9123	615 195 9123	Angle Grinder	102
CP9160	615 197 9160	Percussive Tool	148
CP9356NS	T022165	Percussive Tool	150
CP9356WF	T021959	Percussive Tool	150
CP9361	T012644	Percussive Tool	148
CP9362-2H	615 161 2020	Percussive Tool	158
CP9362-2R	615 161 2010	Percussive Tool	158
CP9363-1H	615 161 2040	Percussive Tool	158
CP9363-1R	615 161 2030	Percussive Tool	158
CP9363-2H	615 161 2060	Percussive Tool	158
CP9363-2R	615 161 2050	Percussive Tool	158
CP9363-3H	615 161 2080	Percussive Tool	158
CP9363-3R	615 161 2070	Percussive Tool	158
CP9363-4H	615 161 2100	Percussive Tool	158
CP9363-4R	615 161 2090	Percussive Tool	158
CP9373-2H	615 161 2120	Percussive Tool	159
CP9373-2R	615 161 2110	Percussive Tool	159
CP9373-3H	615 161 2140	Percussive Tool	159
CP9373-3R	615 161 2130	Percussive Tool	159
CP9373-4H	615 161 2160	Percussive Tool	159
CP9373-4R	615 161 2150	Percussive Tool	159
CP9534	615 193 9534	Orbital Sander	126
CP9541	615 190 9541	Impact	14
CP9542	615 190 9542	Impact	14
CP9561	615 190 9561	Impact	18
CP9674	615 193 9674	Orbital Sander	126
CP9705	615 193 9705	Specialty Tools	176
CP9710	615 193 9710	Specialty Tools	176
CP9778	615 193 9778	Sander	118
CP9779	615 193 9779	Belt Sander	119
CP9780	615 193 9780	Belt Sander	119

MODEL	PART NUMBER	DESCRIPTION	PAGE
CP9789	615 194 9789	Drills	144
CP9790	615 194 9790	Drills	140
CP9791	615 194 9791	Drills	144
CP9792	615 194 9792	Drills	140
CP9882	894 109 8820	Specialty Tools	172
CP9883	894 109 8830	Specialty Tools	172
CP9884	894 109 8840	Specialty Tools	172
CP9885	615 197 9885	Specialty Tools	172
EXAMAX-FF1	615 156 0290	Pump	49
EXAMAX-FF4	615 156 0300	Pump	49
EXAMINI-SF1	615 156 0280	Pump	49
EXE-MAX-100-FFH1	615 156 0150	Pump	48
EXE-MAX-100-FFH4	615 156 0160	Pump	48
EXE-MAX-110-FFH1	615 156 0190	Pump	48
EXE-MAX-110-FFH4	615 156 0200	Pump	48
EXE-MAX-115-FFH1	615 156 0170	Pump	48
EXE-MAX-115-FFH4	615 156 0180	Pump	48
EXE-MAX-230-FFH1	615 156 0130	Pump	48
EXE-MAX-230-FFH4	615 156 0140	Pump	48
EXE-MAXS-110-FF1	615 156 0250	Pump	48
EXE-MAXS-110-FF4	615 156 0260	Pump	48
EXE-MAXS-115-FF1	615 156 0230	Pump	48
EXE-MAXS-115-FF4	615 156 0240	Pump	48
EXE-MAXS-230-FF1	615 156 0210	Pump	48
EXE-MAXS-230-FF4	615 156 0220	Pump	48
EXE-MINI-100SF1	615 156 0020	Pump	48
EXE-MINI-110SF1	615 156 0040	Pump	48
EXE-MINI-115SF1	615 156 0030	Pump	48
EXE-MINI-230SF1	615 156 0010	Pump	48
GV5	615 174 0170	Percussive Tool	154
LP16	615 155 0210	Hydraulic Bolting	45
16LP Links	-	Hydraulic Bolting	45
LP2	615 155 0180	Hydraulic Bolting	41
2LP Links	-	Hydraulic Bolting	41
LP32	615 155 0220	Hydraulic Bolting	46
32LP Links	-	Hydraulic Bolting	46
LP4	615 155 0190	Hydraulic Bolting	42
4LP Links	-	Hydraulic Bolting	42
4LPST Links	-	Hydraulic Bolting	43
LP48	615 155 0230	Hydraulic Bolting	46
LP8	615 155 0200	Hydraulic Bolting	44
8LP Links	-	Hydraulic Bolting	44
RA1	615 174 0180	Percussive Tool	154
RA1BL	615 174 0190	Percussive Tool	154
RA2C	615 174 0200	Percussive Tool	154
RA2H	615 174 0210	Percussive Tool	154
T1	615 155 0010	Hydraulic Bolting	39
T10	615 155 0050	Hydraulic Bolting	39
T25	615 155 0060	Hydraulic Bolting	39
T3	615 155 0020	Hydraulic Bolting	39
T5	615 155 0030	Hydraulic Bolting	39
T8	615 155 0040	Hydraulic Bolting	39
TTH-1A	615 812 2500	Tri-Hold	47
TTH-2A	615 812 2510	Tri-Hold	47
TTH-3A	615 812 2520	Tri-Hold	47
TTH-4A	615 812 2530	Tri-Hold	47
TTH-5A	615 812 2540	Tri-Hold	47

Chicago Pneumatic Tools follows a policy of continuous product improvement. Specifications and descriptions are thus subject to change without notice.
Check the online ecatalog at www.cp.com for the latest product information.

Notes

Notes

Notes

Notes

Notes

Conversions to International Measurements

Conversion Table

LENGTH		
1 Inch (in.)	0.0254 m	25.4 mm
1 Foot (ft.)	0.3048 m	304.8 mm

WEIGHT		
1 Ounce (oz.)	0.02835 Kg	28.35 g
1 Pound (lb.)	0.454 Kg	454 g
1 kg	2.2046 lb	

VOLUME	
1 US Gallon	3.785 l

POWER	
1 kpm/s	9.8067 W
1 hp	745.7 W
1 kW	1.3410 hp

TORQUE	
1 kpm	9.8067 Nm
1 ft-lb	1.3558 Nm
1 in-lb	0.1130 Nm
1 Nm	0.1020 kpm
1 Nm	0.7376 ft-lbs

AIR PRESSURE	
1 bar	100 kPa
1 kp/cm² (at)	98.0665 kPa
1 psi	6.8948 kPa

AIR FLOW	
1 m³/min	16.6667 l/s
1 cfm	0.4720 l/s
1 m³/h	0.2778 l/s
1 l/s	2.1189 cfm

Over 110 years of experience

Since 1901 the Chicago Pneumatic (CP) name has represented reliability and attention to customer needs, with construction, maintenance and production tools and compressors designed for specific industrial applications. Today, CP has a global reach, with local distributors around the world.

Our people start every single day with a passion to research, develop, manufacture and deliver new products that are meant to meet your needs not only today, but tomorrow as well.

To learn more about our extensive range of tools, construction equipment, industrial and portable compressors, accessories and workshop equipment, please visit www.cp.com.

Easily find the tools you need to get the job done!

CP ToolBox

Available on the App Store

ANDROID APP ON Google play

Get the free CP ToolBox

Scan this QR code or visit www.cp.com/app

Distributor

English 615 994 9991 - © Copyright 2016 - April 2016

Chicago Pneumatic

www.cp.com